

**FINAL REPORT
ASBESTOS SAMPLING &
LEAD PAINT TESTING**

**DUNEDIN TERRACE
RESIDENTIAL UNITS 175-218**

PREPARED FOR:

**ST. PAUL PUBLIC HOUSING AGENCY
261 EAST UNIVERSITY AVENUE
ST. PAUL, MN 55101**

LEGEND NO. 1405535

January 8, 2015

PREPARED BY:

LEGEND TECHNICAL SERVICES, INC.

88 Empire Drive
St. Paul, MN 55103
651-642-1150



88 Empire Drive
St. Paul, MN 55103
Tel: 651.642.1150
Fax: 651.642.1239

January 8, 2015

Mr. Jordan LaSota
St. Paul Public Housing Agency
261 East University Ave.
St. Paul, MN 55101

RE: Dunedin Terrace Residential Units
Asbestos Sampling and Lead Paint Testing
LEGEND No. 1405535

Dear Mr. LaSota:

The following is LEGEND TECHNICAL SERVICES, INC.'s (LEGEND) final report for the asbestos sampling and lead in paint testing that was performed within nine four-plex residential units located at the following addresses:

- 175 East Congress Street, St. Paul, MN
- 179 East Congress Street, St. Paul, MN
- 183 East Congress Street, St. Paul, MN
- 187 East Congress Street, St. Paul, MN
- 191 East Congress Street, St. Paul, MN
- 195 East Congress Street, St. Paul, MN
- 199 East Congress Street, St. Paul, MN
- 204 East Congress Street, St. Paul, MN
- 218 East Congress Street, St. Paul, MN

The sampling/testing was performed on December 12 and 15, 2014 and January 7, 2015 by LEGEND.

If you should have any questions regarding this report, please feel free to contact me at 651/221-4069.

Cordially,

LEGEND TECHNICAL SERVICES, INC.

Keith Giorgi
Project Manager

/kg

LEGEND TECHNICAL SERVICES, INC.

**ASBESTOS SAMPLING and LEAD IN PAINT TESTING
DUNEDIN TERRACE RESIDENTIAL UNITS
ST. PAUL, MN**

LEGEND No. 1405535

TABLE OF CONTENTS

ITEM

NARRATIVE REPORT
INTRODUCTION
BACKGROUND INFORMATION
SAMPLING METHODOLOGY
RESULTS
REMARKS

APPENDICES

APPENDIX A

TABLE #1 – ASBESTOS SAMPLE RESULTS

APPENDIX B

TABLE #2 – XRF LEAD IN PAINT TESTING RESULTS

TABLE #3 – LEAD IN PAINT CHIP SAMPLING RESULTS

APPENDIX C

DIAGRAMS

APPENDIX D

CERTIFICATIONS/ACCREDITATIONS

APPENDIX E

PHOTOGRAPHS

NARRATIVE REPORT

INTRODUCTION

The following is the final report of the asbestos sampling and lead in paint sampling/testing for inspections that were performed in nine four-plex units owned by the St. Paul Public Housing Agency. The sampling/testing was performed on December 12 and 15, 2014 and January 7, 2015 by Keith Giorgi and Andrew Tinklenberg of LEGEND TECHNICAL SERVICES, INC. (LEGEND).

BACKGROUND INFORMATION

Seven similar units were inspected by LEGEND early in 2013 and the report data from these inspections were used as a reference. The buildings were constructed at the same time period under a single construction contract and are comprised of three level buildings (basement plus two upper floors) which house four residential units. The residential units housed either a three bedroom unit, four bedroom unit, or a five bedroom unit. All bedrooms were located on the second floors of the three and four bedroom units with the five bedroom units having one bedroom located on the first floor. The basement and first floor levels for all units were similar in construction and layout. The basements were concrete block walls with concrete floors. The upper levels were wood framed with gypsum board walls and ceilings. Floor coverings were 12"x12" vinyl floor tiles, a limited amount of 9"x9" floor tile, and sheet flooring in select bathrooms (installed over top of the 12"x12" floor tiles). The units were all re-roofed in 1991/1992 with similar roofing materials (i.e. built-up roofs and shingled edges). Roof core sampling was not performed as LEGEND did not want to damage the integrity of the rooftops.

175 East Congress Street (three bedroom unit)
179 East Congress Street (five bedroom unit)
183 East Congress Street (three bedroom unit)
187 East Congress Street (four bedroom unit)
191 East Congress Street (three bedroom unit)
195 East Congress Street (five bedroom unit)
199 East Congress Street (three bedroom unit)
204 East Congress Street (four bedroom unit)
218 East Congress Street (four bedroom unit)

METHODOLOGY

3.1 Asbestos Sampling

The samples were collected in accordance with Minnesota Department of Health Rules 4620.3460. The samples were analyzed in LEGEND's in-house laboratory. Analysis for the presence of asbestos fibers in bulk samples was performed in LEGEND's laboratory using polarized light microscopy (PLM) and dispersion staining techniques. The analysis was performed using an Olympus BHSP microscope at 40-200X magnification in accordance with current U.S. Environmental Protection Agency (USEPA) protocols, "Method for the Determination of Asbestos in Bulk Building Materials," EPA 600/R-93/116, 1993 and "Interim Method for the Determination of Asbestos in Bulk Insulation Samples," EPA-600/M4-82-020, Dec. 1982. All reported percentages are by visual estimates. In the case of nonhomogeneous samples, each material or layer is analyzed separately and the reported percentages are based on the total sample as received. An asbestos containing material (ACM) is defined as any material containing greater than one percent asbestos as analyzed by PLM techniques.

3.2 Lead in Paint Testing

Paint chip samples were collected of paints that were in a deteriorated state (i.e. peeling, flaking, etc.) and were collected for confirmation/clarification of the XRF testing. The paint chips were analyzed in LEGEND's laboratory according to EPA Method 6010B using inductive coupled plasma analysis. Limited lead testing was performed within the units with the use of a RMD® hand held direct read XRF lead analyzer. As the units were all similar to the units that were previously inspected, the lead testing only included select confirmation testing of painted surfaces within the units. The lead testing performed

does not constitute a full lead inspection or risk assessment. The definition of lead based paint according to the Minnesota Department of Health (MDH) and Housing and Urban Development (HUD) is 1.0 mg/cm² (or 5000 mg/kg or .5% by weight).

4.0 RESULTS

4.1 Asbestos Results

A total of 83 samples were collected of base cove adhesive, flooring materials, gypsum board, taping compound, pipe fitting insulation, chimney flue packing, vibration damper, sink undercoating, penetration putty, stair treads, stair tread adhesive, and various caulks. The following is a breakdown of the asbestos containing materials identified within or on the building:

4.1.1 Thermal System Pipe Insulations

The domestic pipes within all nine buildings were insulated with non-asbestos fiberglass on the straight run sections of the piping and hard packed mud on the fittings (tees, valves, elbows, etc.). Samples collected of the insulation on the fittings showed that most are asbestos containing while others are non-asbestos containing. As it is not possible to visually look at the insulation and determine which are asbestos containing and which are non-asbestos containing (only way is to collect samples and have analyzed), it was agreed to consider all mudded fitting insulation as asbestos containing. The majority of the fittings were observed in the basements of the buildings (approximately 9 to 15 fittings per residential unit) with additional fittings observed in some of the pipe chases behind the tubs. LEGEND would assume that there are fittings present in all bathtub chases just behind the tubs and may also be present in the sink chases in the kitchen and on the second floors in the bathrooms. A few areas were noted to have damaged fitting insulation, but the majority of the insulation observed was in good condition.

4.1.2 Floor Coverings

Samples were collected of the various floor coverings found in the buildings. The basements were bare concrete while the majority of the floors on the first floor and second floor were covered with 12"x12" vinyl floor tile. A few different variations of the 12" floor tiles were observed and sampled. A limited amount of vinyl sheet flooring was observed in bathrooms (glued down over floor tiles) and one living room (laying loose over floor tiles). All of the black floor tile adhesive/mastic was determined to be asbestos containing while the majority of the vinyl 12" floor tiles were non-asbestos containing. The sheet floorings were determined to be non-asbestos containing, but all of these areas are assumed to have ACM black mastic present underneath with or without non-ACM 12"x12" floor tile. 9"x9" floor tile was found to be asbestos containing and is present on the stair landings of units 183A and 179A. One variation of 12"x12" floor tile (dark brown) was determined to be asbestos containing and is located in the second floor bedrooms 2 and 3 of unit 179B.

LEGEND would estimate that there is approximately 18 square feet of the 9"x9" ACM floor tile present on the stair landings of units 183A and 179A. LEGEND would estimate that there is approximately 300 square feet of the dark brown 12"x12" ACM floor tile present in the second floor bedrooms 2 and 3 of unit 179B. As mentioned above, all of the floor tile mastic in the buildings was determined to be asbestos containing. LEGEND would estimate that there is approximately 1,050 square feet of ACM mastic in each of the three and four bedroom units (4,200 square feet per building), and 1,150 square feet in each of the five bedroom units (4,600 square feet per building). The stairs themselves between the first and second floors were covered with non-asbestos stair treads and adhesive.

4.1.3 Gypsum Board Taping Compound

Samples collected of the gypsum board taping/joint compound showed that the majority are asbestos containing while a few were non-asbestos containing. It's possible that select areas in the units were replaced or repaired with a non-ACM taping compound. For this reason, the taping/joint compound throughout all nine units should be assumed to be asbestos containing. The asbestos taping/joint compound is applied over non-asbestos gypsum board on the walls and ceilings throughout the first and

second floors as well as in the basement stairwells. Current Occupational and Safety and Health Regulations (29 CFR 1926.1101) regulate the taping compound as follows:

If the gypsum board with the taping compound is to be removed for renovation purposes, the work is classified as Class II work where the gypsum board would have to be removed by a licensed asbestos abatement contractor/worker. The work would have to be performed within a regulated area. If the gypsum board or taping compound is to be repaired (i.e. wall is damaged, corners are chipped, etc.), the repair work is classified as Class III work which requires that the worker(s) performing the repair work have a minimum of 16 hours of asbestos operations and maintenance training. The work would have to be performed within a regulated area. If the walls are to be re-painted, the work is classified as Class IV work which requires the worker(s) performing the painting would have a minimum of 2 hours of asbestos awareness training.

LEGEND would estimate that there is approximately 4,350 square feet of gypsum ceiling and wallboards with the asbestos taping compound in each of the three bedroom units (17,400 square feet per building), 4,700 square feet in each of the four bedroom units (18,800 square feet per building), and 5,000 square feet in each of the five bedroom units (20,000 square feet per building).

4.1.4 Miscellaneous

Gas pipe penetration sealant was found to be asbestos containing. The penetration sealant is located in the basement level where the gas piping feeds into the building. There is <1 square foot of the penetration sealant at each location. The basement area of the following units contains the ACM penetration sealant:

- Unit 175C, Unit 179C, Unit 195C

Electrical penetration putty was found to be asbestos containing. The penetration putty is located in the basement level where an electrical conduit feeds into the building. There is <1 square foot of the penetration putty at each location. The basement area of the following units contains the ACM penetration putty:

- Unit 175B, Unit 175D, Unit 179B, Unit 179D, Unit 183D, Unit 187C, Unit 191B, Unit 191D, Unit 195A, Unit 195C, Unit 204A, Unit 204C, Unit 218A, Unit 218C

The packing material used to seal the old chimney flue openings in the basement of each unit was found to be asbestos containing. The material is not visibly present at all of the flue openings, but should be assumed to be present at each location behind the hard concrete patching material. The flue openings which contain the asbestos are located about halfway up the chimney in the basement level. There is approximately 1 square foot of the material at each of the old chimney flue openings.

Refer to Table #1 located in Appendix A for asbestos sampling results and the diagrams in Appendix C for sampling and asbestos locations.

4.2 Lead Results

4.2.1 Lead Inspection Results

XRF testing results show a total of six separate components to have lead-based paint.

The red steel I-beam paint and brown angle steel support paint found in the basements of all units were found to be lead-based. The five bedroom units have an additional steel beam and support columns/posts that are covered with red lead-based paint. There is approximately 20 square feet of the lead-based paint on the exposed steel components in the basement of each unit of the three and four bedroom units. There is approximately 50 square feet of the lead-based paint on the exposed steel components in the basement of each unit of the five bedroom units.

There is lead-based paint present on the door jambs and the lower soffits of the exterior of the units. It appears that there is a white paint under the top green and/or brown paint layer which is most likely the lead-based paint. Not all door jambs and soffits were found to have the lead-based paint, but since the paint appears to be either a primer or that only a residual amount of the paint remains, all exterior door jambs and lower soffit areas should be assumed to have lead-based paint. There is approximately 64 square feet of the lead-based paint on the exterior door jambs of the building (two doors per unit), and approximately 600 square feet on the lower soffits.

There is lead-based paint present on the exterior second floor windows on the 2"x6" boards that run vertically along the two outside edges of the windows (referred to as casing boards in the lead sampling tables). It appears that there are two layers of paint on the wood pieces with a brown paint on top and a white paint on the bottom layer. The lead most likely is in the white paint. There is approximately 48 square feet of the lead-based paint on the exterior door casings of the three bedroom units, and approximately 64 square feet on the four and five bedroom units.

The tubs in the second floor bathrooms are known to contain a lead-based glazing.

Refer to Table #2 in Appendix B for XRF testing results.

4.2.2 Lead in Paint Chip Sampling Results

One painted surface was sampled for lead content for confirmation of the XRF testing. The paint chip sample was collected of the tan lower soffit paint on the exterior of the building and was determined to have a lead in paint level that exceeded 5,000 mg/kg.

Refer to Table #3 located in Appendix B for lead paint chip analytical results.

5.0 REMARKS

All work that will be performed on or impact surfaces that are covered with lead-based paints must be performed in accordance with current federal EPA's renovation, remodeling, and painting rule 40 CFR 745 or if applicable, HUD's Lead Safe Housing Rule 24 CFR Part 35. The client should be aware that a lead hazard may be present in quantities less than the regulatory definition. The Occupational Safety and Health Administration (OSHA) considers paint with any amount of lead to be lead containing paint and should be dealt with accordingly. For further information on lead paint in construction see 29 CFR 1926.62.

The asbestos samples will be retained for thirty days past the date of this report while the lead samples were consumed upon analysis.

Cordially,

LEGEND TECHNICAL SERVICES, INC.



Keith Giorgi
Asbestos Inspector AI2213
Lead Risk Assessor LR231



Todd Giorgi
Microscopist



Andrew Tinklenberg
Asbestos Inspector AI10519
Lead Risk Assessor LR3105

APPENDIX A

TABLE #1 – ASBESTOS SAMPLE RESULTS

LEGEND TECHNICAL SERVICES, INC.
TABLE #1
BULK ASBESTOS SAMPLE RESULTS

175-218 EAST CONGRESS STREET
ST. PAUL, MN

Sample No.	Laboratory No.	Sample Location	Sample Description	Asbestos Content	Balance of Material
DT-1	1405535-1	Unit 199A First Floor Kitchen	White Sink Undercoating White, Cementitious Homogeneous	None Detected	15% Cellulose 85% Nonfibrous
DT-2	1405535-2	Unit 199A Basement	Gas Pipe Penetration Sealant Black, Cementitious Homogeneous	5% Chrysotile	5% Cellulose 90% Nonfibrous
DT-3	1405535-3	Unit 199A Basement	Pipe Fitting Insulation Gray, Cementitious Homogeneous	5% Amosite	5% Cellulose 60% Nonfibrous 30% Glass Fibers
DT-4	1405535-4	Unit 199A Basement	Vibration Damper Cloth Black, Fibrous Homogeneous	None Detected	80% Cellulose 20% Nonfibrous
DT-5	1405535-5	Unit 199A First Floor Living Room	Taping Compound White, Cementitious Homogeneous	3% Chrysotile	<1% Cellulose 96% Nonfibrous
DT-6	1405535-6	Unit 199A First Floor Kitchen	Countertop Caulk Tan, Cementitious Homogeneous	None Detected	100% Nonfibrous
DT-7	1405535-7	Unit 199A First Floor Kitchen	12"x12" Tan Mottled Floor Tile White, Cementitious Homogeneous	None Detected	98% Nonfibrous 2% Glass Fibers
DT-8	1405535-8	Unit 199A First Floor Kitchen	Floor Tile Mastic Black, Cementitious Homogeneous	10% Chrysotile	3% Cellulose 87% Nonfibrous

LEGEND TECHNICAL SERVICES, INC.
 TABLE #1 (continued)
 BULK ASBESTOS SAMPLE RESULTS

<u>Sample No.</u>	<u>Laboratory No.</u>	<u>Sample Location</u>	<u>Sample Description</u>	<u>Asbestos Content</u>	<u>Balance of Material</u>
DT-9	1405535-9	Unit 199A First/Second Floor Stair Landing	Stair Tread Black, Cementitious Homogeneous	None Detected	3% Cellulose 97% Nonfibrous
DT-10	1405535-10	Unit 199A First/Second Floor Stair Landing	Stair Tread Adhesive Brown, Cementitious Homogeneous	None Detected	<1% Cellulose 99% Nonfibrous
DT-11	1405535-11	Unit 199A First Floor Entry	Base Cove Adhesive Brown, Cementitious Homogeneous	None Detected	2% Cellulose 98% Nonfibrous
DT-12	1405535-12	Unit 199 Exterior South Side	Entry Caulk Gray, Cementitious Homogeneous	None Detected	3% Cellulose 96% Nonfibrous <1% Glass Fibers
DT-13	1405535-13	Unit 199 Exterior South Side	Brick Wall Caulk Gray, Cementitious Homogeneous	None Detected	100% Nonfibrous
DT-14	1405535-14	Unit 199 Exterior West Side	Window Caulk (Older) Gray, Cementitious Homogeneous	None Detected	<1% Cellulose 99% Nonfibrous
DT-15	1405535-15	Unit 199 Exterior West Side	Window Caulk (Newer) Gray, Cementitious Homogeneous	None Detected	100% Nonfibrous
DT-16	1405535-16	Unit 199 Exterior West Side	Wood Siding Caulk Brown, Cementitious Homogeneous	None Detected	5% Cellulose 95% Nonfibrous
DT-17	1405535-17	Unit 199C Second Floor Bathroom	Gray Sheet Flooring Gray, Cementitious Homogeneous	None Detected	2% Cellulose 98% Nonfibrous

LEGEND TECHNICAL SERVICES, INC.
 TABLE #1 (continued)
 BULK ASBESTOS SAMPLE RESULTS

Sample No.	Laboratory No.	Sample Location	Sample Description	Asbestos Content	Balance of Material
DT-18	1405535-18	Unit 199C Second Floor Bathroom	Sheet Floor Paper Backing Tan, Fibrous Homogeneous	None Detected	30% Cellulose 50% Nonfibrous 20% Glass Fibers
DT-19	1405535-19	Unit 199C Second Floor Bathroom	Sheet Flooring Adhesive Tan, Cementitious Homogeneous	None Detected	30% Cellulose 40% Nonfibrous 30% Glass Fibers
DT-20	1405535-20	Unit 199C Second Floor Bathroom	Taping Compound White, Cementitious Homogeneous	2% Chrysotile	2% Cellulose 96% Nonfibrous
DT-21	1405535-21	Unit 199C Second Floor Closet	Drywall White, Cementitious Homogeneous	None Detected	5% Cellulose 94% Nonfibrous <1% Glass Fibers
DT-22	1405535-22	Unit 199D Basement	Electrical Penetration Putty Gray, Cementitious Homogeneous	20% Chrysotile	80% Nonfibrous
DT-23	1405535-23	Unit 191A Basement	Pipe Fitting Insulation Gray, Cementitious Homogeneous	None Detected	2% Cellulose 78% Nonfibrous 20% Glass Fibers
DT-24	1405535-24	Unit 191A Second Floor Bathroom	Taping Compound White, Cementitious Homogeneous	3% Chrysotile	2% Cellulose 95% Nonfibrous
DT-25	1405535-25	Unit 191D First Floor Dining Room	12"x12" Tan Mottled Floor Tile Tan, Cementitious Homogeneous	None Detected	99% Nonfibrous <1% Glass Fibers
DT-26	1405535-26	Unit 191D First Floor Dining Room	Floor Tile Mastic Black, Cementitious Homogeneous	8% Chrysotile	2% Cellulose 90% Nonfibrous

LEGEND TECHNICAL SERVICES, INC.
TABLE #1 (continued)
BULK ASBESTOS SAMPLE RESULTS

Sample No.	Laboratory No.	Sample Location	Sample Description	Asbestos Content	Balance of Material
DT-27	1405535-27	Unit 191D First Floor Entry	Taping Compound White, Cementitious Homogeneous	3% Chrysotile	97% Nonfibrous
DT-28	1405535-28	Unit 183A First/Second Floor Stair Landing	9"x9" Floor Tile Tan, Cementitious Homogeneous	2% Chrysotile	98% Nonfibrous
DT-29	1405535-29	Unit 183A First/Second Floor Stair Landing	Floor Tile Mastic Black, Cementitious Homogeneous	10% Chrysotile	90% Nonfibrous
DT-30	1405535-30	Unit 183A Second Floor Bathroom	Taping Compound White, Cementitious Homogeneous	2% Chrysotile	2% Cellulose 96% Nonfibrous
DT-31	1405535-31	Unit 183 Exterior South Side	Brick Wall Caulk Gray, Cementitious Homogeneous	None Detected	<1% Cellulose 98% Nonfibrous <1% Glass Fibers
DT-32	1405535-32	Unit 183 Exterior West Side	Window Caulk (Older) Gray, Cementitious Homogeneous	None Detected	100% Nonfibrous
DT-33	1405535-33	Unit 183 Exterior West Side	Soffit Caulk Gray, Cementitious Homogeneous	None Detected	2% Cellulose 97% Nonfibrous <1% Glass Fibers
DT-34	1405535-34	Unit 183C Basement	Pipe Valve Insulation Gray, Cementitious Homogeneous	2% Chrysotile 5% Amosite	3% Cellulose 65% Nonfibrous 25% Glass Fibers
DT-35	1405535-35	Unit 183C First Floor Kitchen	Taping Compound White, Cementitious Homogeneous	3% Chrysotile	<1% Cellulose 96% Nonfibrous

LEGEND TECHNICAL SERVICES, INC.
 TABLE #1 (continued)
 BULK ASBESTOS SAMPLE RESULTS

<u>Sample No.</u>	<u>Laboratory No.</u>	<u>Sample Location</u>	<u>Sample Description</u>	<u>Asbestos Content</u>	<u>Balance of Material</u>
DT-36	1405535-36	Unit 175D First Floor Kitchen	White Sink Undercoating White, Cementitious Homogeneous	None Detected	10% Cellulose 90% Nonfibrous
DT-37	1405535-37	Unit 175D Basement	Pipe Fitting Insulation Gray, Cementitious Homogeneous	3% Chrysotile	5% Cellulose 67% Nonfibrous 25% Glass Fibers
DT-38	1405535-38	Unit 175D First/Second Floor Stair Landing	Base Cove Adhesive Brown, Cementitious Homogeneous	None Detected	2% Cellulose 98% Nonfibrous
DT-39	1405535-39	Unit 175D Second Floor Bedroom 2	Taping Compound White, Cementitious Homogeneous	None Detected	2% Cellulose 96% Nonfibrous 2% Glass Fibers
DT-40	1405535-40	Unit 175 Exterior	Side Walk Seam Caulk Gray, Cementitious Homogeneous	None Detected	2% Cellulose 98% Nonfibrous
DT-41	1405535-41	Unit 175C Basement Stairway	Stair Tread Black, Cementitious Homogeneous	None Detected	100% Nonfibrous
DT-42	1405535-42	Unit 175C Basement	Gas Pipe Penetration Putty Black, Cementitious Homogeneous	None Detected	85% Nonfibrous 15% Glass Fibers
DT-43	1405535-43	Unit 175C Basement	Old Chimney Flue Packing Gray, Fibrous Homogeneous	50% Chrysotile	20% Cellulose 30% Glass Fibers
DT-44	1405535-44	Unit 179A First Floor Bedroom 5	12"x12" Dark Tan Floor Tile Gray, Cementitious Homogeneous	None Detected	2% Cellulose 97% Nonfibrous <1% Glass Fibers

LEGEND TECHNICAL SERVICES, INC.
 TABLE #1 (continued)
 BULK ASBESTOS SAMPLE RESULTS

<u>Sample No.</u>	<u>Laboratory No.</u>	<u>Sample Location</u>	<u>Sample Description</u>	<u>Asbestos Content</u>	<u>Balance of Material</u>
DT-45	1405535-45	Unit 179A First Floor Bedroom 5	Floor Tile Mastic Black, Cementitious Homogeneous	10% Chrysotile	3% Cellulose 87% Nonfibrous
DT-46	1405535-46	Unit 179A Basement	Pipe Fitting Insulation Gray, Cementitious Homogeneous	2% Amosite	3% Cellulose 70% Nonfibrous 25% Glass Fibers
DT-47	1405535-47	Unit 179A Second Floor Bedroom 2	Taping Compound White, Cementitious Homogeneous	None Detected	100% Nonfibrous
DT-48	1405535-48	Unit 179A First Floor Living Room	12"x12" Tan Mottled Floor Tile Tan, Cementitious Homogeneous	None Detected	2% Glass Fibers 98% Nonfibrous
DT-49	1405535-49	Unit 179A First Floor Living Room	Floor Tile Mastic Black, Cementitious Homogeneous	3% Chrysotile	<1% Cellulose 96% Nonfibrous
DT-50	1405535-50	Unit 179A First/Second Floor Stair Landing	Stair Tread Black, Cementitious Homogeneous	None Detected	2% Cellulose 98% Nonfibrous
DT-51	1405535-51	Unit 179A First/Second Floor Stair Landing	9"x9" Floor Tile Gray, Cementitious Homogeneous	3% Chrysotile	97% Nonfibrous
DT-52	1405535-52	Unit 179A First/Second Floor Stair Landing	Floor Tile Mastic Black, Cementitious Homogeneous	5% Chrysotile	2% Nonfibrous 93% Nonfibrous
DT-53	1405535-53	Unit 179A Second Floor Hallway	12"x12" Gray w/ White Streaks F.T. Gray, Cementitious Homogeneous	None Detected	100% Nonfibrous

LEGEND TECHNICAL SERVICES, INC.
 TABLE #1 (continued)
 BULK ASBESTOS SAMPLE RESULTS

<u>Sample No.</u>	<u>Laboratory No.</u>	<u>Sample Location</u>	<u>Sample Description</u>	<u>Asbestos Content</u>	<u>Balance of Material</u>
DT-54	1405535-54	Unit 179A Second Floor Hallway	Floor Tile Mastic Black, Cementitious Homogeneous	3% Chrysotile	10% Cellulose 87% Nonfibrous
DT-55	1405535-55	Unit 179A Second Floor Bathroom 2	12"x12" Tan Mottled F.T. (Newer) Tan, Cementitious Homogeneous	None Detected	99% Nonfibrous <1% Glass Fibers
DT-56	1405535-56	Unit 179A Second Floor Bathroom 2	Floor Tile Adhesive Tan, Cementitious Homogeneous	None Detected	<1% Cellulose 99% Nonfibrous
DT-57	1405535-57	Unit 179 Exterior	Soffit Caulk Gray, Cementitious Homogeneous	None Detected	3% Cellulose 97% Nonfibrous
DT-58	1405535-58	Unit 179 Exterior	Window Caulk (Older) Gray, Cementitious Homogeneous	None Detected	100% Nonfibrous
DT-59	1405535-59	Unit 179B Second Floor Bedroom 2	12"x12" Brown Floor Tile Tan, Cementitious Homogeneous	3% Chrysotile	<1% Cellulose 96% Nonfibrous
DT-60	1405535-60	Unit 179B Second Floor Bedroom 2	Floor Tile Mastic Black, Cementitious Homogeneous	10% Chrysotile	90% Nonfibrous
DT-61	1405535-61	Unit 179B Second Floor Bathroom 2	12"x12" Gray Mottled Floor Tile Gray, Cementitious Homogeneous	None Detected	99% Nonfibrous <1% Glass Fibers
DT-62	1405535-62	Unit 179B Second Floor Bathroom 2	Floor Tile Mastic Black, Cementitious Homogeneous	10% Chrysotile	3% Cellulose 87% Nonfibrous

LEGEND TECHNICAL SERVICES, INC.
 TABLE #1 (continued)
 BULK ASBESTOS SAMPLE RESULTS

<u>Sample No.</u>	<u>Laboratory No.</u>	<u>Sample Location</u>	<u>Sample Description</u>	<u>Asbestos Content</u>	<u>Balance of Material</u>
DT-63	1405535-63	Unit 179C First Floor Entry	Taping Compound White, Cementitious Homogeneous	3% Chrysotile	<1% Cellulose 96% Nonfibrous
DT-64	1405535-64	Unit 187A Basement	Pipe Fitting Insulation Gray, Cementitious Homogeneous	2% Amosite	5% Cellulose 63% Nonfibrous 30% Glass Fibers
DT-65	1405535-65	Unit 187A First Floor Kitchen	Drywall White, Cementitious Homogeneous	None Detected	5% Cellulose 92% Nonfibrous 3% Glass Fibers
DT-66	1405535-66	Unit 187A First Floor Entry	Taping Compound White, Cementitious Homogeneous	2% Chrysotile	<1% Cellulose 97% Nonfibrous
DT-67	1405535-67	Unit 187 Exterior West Side	Window Caulk (Older) Gray, Cementitious Homogeneous	None Detected	100% Nonfibrous
DT-68	1405535-68	Unit 187 Exterior West Side	Soffit Caulk Gray, Cementitious Homogeneous	None Detected	98% Nonfibrous 2% Glass Fibers
DT-69	1405535-69	Unit 187 Exterior Second Floor	Window Frame Caulk Gray, Cementitious Homogeneous	None Detected	<1% Cellulose 99% Nonfibrous
DT-70	1405535-70	Unit 187 Exterior Second Floor	Window Side Vertical Board Caulk Gray, Cementitious Homogeneous	None Detected	<1% Cellulose 98% Nonfibrous <1% Glass Fibers
DT-71	1405535-71	Unit 187 Exterior Second Floor	Shingle Black, Cementitious/Fibrous Homogeneous	None Detected	5% Cellulose 75% Nonfibrous 20% Glass Fibers

LEGEND TECHNICAL SERVICES, INC.
 TABLE #1 (continued)
 BULK ASBESTOS SAMPLE RESULTS

Sample No.	Laboratory No.	Sample Location	Sample Description	Asbestos Content	Balance of Material
DT-72	1405535-72	Unit 187 Exterior Second Floor	Shingle Underlayment Black, Cementitious/Fibrous Homogeneous	None Detected	80% Nonfibrous 20% Glass Fibers
DT-73	1405535-73	Unit 187D Basement	White/Blue Sheet Flooring (Loose) White, Cementitious Homogeneous	None Detected	<1% Cellulose 96% Nonfibrous 3% Glass Fibers
DT-74	1405535-74	Unit 195D Basement	Pipe Valve Insulation Gray, Cementitious Homogeneous	2% Chrysotile <1% Amosite	2% Cellulose 70% Nonfibrous 25% Glass Fibers
DT-75	1405535-75	Unit 195A Second Floor Bathroom 1	Taping Compound Beige, Cementitious Homogeneous	3% Chrysotile	<1% Cellulose 96% Nonfibrous
DT-76	1405535-76	Unit 204 Basement	Pipe Fitting Insulation Gray, Cementitious Homogeneous	2% Amosite	3% Cellulose 65% Nonfibrous 30% Glass Fibers
DT-77	1405535-77	Unit 204B First Floor Living Room	12"x12" Tan Mottled Floor Tile Tan, Cementitious Homogeneous	None Detected	98% Nonfibrous 2% Glass Fibers
DT-78	1405535-78	Unit 204B First Floor Living Room	Floor Tile Mastic Black, Cementitious Homogeneous	8% Chrysotile	2% Cellulose 90% Nonfibrous
DT-79	1405535-79	Unit 204B First Floor Kitchen	Taping Compound White, Cementitious Homogeneous	2% Chrysotile	2% Cellulose 96% Nonfibrous
DT-80	1405535-80	Unit 204D First Floor Living Room	Gray Stone-Pattern Sheet Flooring Cream, Cementitious Homogeneous	None Detected	<1% Cellulose 98% Nonfibrous <1% Glass Fibers

LEGEND TECHNICAL SERVICES, INC.
 TABLE #1 (continued)
 BULK ASBESTOS SAMPLE RESULTS

Sample No.	Laboratory No.	Sample Location	Sample Description	Asbestos Content	Balance of Material
DT-81	1405535-81	Unit 204D First Floor Living Room	Sheet Floor Backing Tan, Cementitious Homogeneous	None Detected	<1% Cellulose 99% Nonfibrous
DT-82	1405535-82	Unit 218D Second Floor Bedroom 3	Taping Compound Cream, Cementitious Homogeneous	2% Chrysotile	98% Nonfibrous
DT-83	1405535-83	Unit 218D Basement	Pipe Fitting Insulation Gray, Cementitious Homogeneous	3% Chrysotile	2% Cellulose 65% Nonfibrous 30% Glass Fibers

APPENDIX B

TABLE #2 – XRF LEAD IN PAINT TESTING RESULTS
TABLE #3 – LEAD IN PAINT CHIP SAMPLING RESULTS

LEGEND TECHNICAL SERVICES, INC.
TABLE #2
XRF LEAD PAINT TESTING RESULTS
LEGEND NO. 1405535

175-218 EAST CONGRESS STREET
 ST. PAUL, MN

Test No.	Bldg./ Unit	Level/Room Name	Direction	Component	Substrate Type	Color	Lead Result mg/cm ²	Damage / Condition
1	-	Calibration	-	-	-	-	1.0	-
2	-	Calibration	-	-	-	-	1.0	-
3	-	Calibration	-	-	-	-	0.0	-
4	199A	1 st Floor – Living Room	South	Wall	Drywall	White	0.0	Intact
5	199A	1 st Floor – Living Room	Central	Ceiling	Drywall	White	0.0	Intact
6	199A	2 nd Floor – Stairway	East	Wall	Block	White	0.1	Intact
7	199A	2 nd Floor – Hallway	South	Door	Wood	White	0.0	Intact
8	199A	2 nd Floor – Hallway	South	Door Header	Wood	White	0.0	Intact
9	199A	2 nd Floor – Hallway	South	Door Casing	Wood	Brown	0.0	Intact
10	199A	2 nd Floor – Hallway	South	Door Jamb	Wood	Brown	0.0	Intact
11	199A	2 nd Floor – Bathroom	East	Mid-runner Board	Wood	White	0.1	Intact
12	199A	2 nd Floor – Bedroom 2	East	Wall	Drywall	White	0.1	Intact
13	199A	2 nd Floor – Bedroom 2	Central	Ceiling	Drywall	White	0.1	Intact
14	199A	2 nd Floor – Bathroom	North	Hatch Door	Wood	White	0.0	Intact
15	199A	Basement – Stairway	North	Stair	Wood	Brown	0.0	Fair
16	199A	Basement – Stairway	North	Post/Column	Wood	Brown	0.0	Fair
17	199A	Basement – Stairway	North	Railing	Wood	Brown	0.0	Fair
18	199A	Basement	South	Wall	Drywall	White	0.0	Intact
19	199A	Basement	East	I-Beam	Metal	Red	>9.9	Fair
20	199A	Basement	East	Angle Iron	Metal	Brown	5.6	Intact
21	199A	Exterior	South	Door	Wood	Green	0.0	Intact
22	199A	Exterior	South	Door Jamb	Wood	Green	1.6	Intact
23	199A	Exterior	South	Wall	Wood	Green	0.1	Intact
24	199A	Exterior	South	Lower Soffit	Wood	Brown	0.0	Intact
25	199A	Exterior	South	Upper Wall Skirtboard	Wood	Brown	0.1	Intact
26	199A	Exterior	South	Wall/Siding	Wood	Brown	0.0	Intact
27	199A	Exterior	South	Window Sill Board	Wood	Brown	0.0	Poor

mg/cm² = Milligrams per square centimeter

LEGEND TECHNICAL SERVICES, INC.
TABLE #2 (continued)
XRF LEAD PAINT TESTING RESULTS

Test No.	Bldg./ Unit	Level/Room Name	Direction	Component	Substrate Type	Color	Lead Result mg/cm ²	Damage / Condition
28	199A	Exterior	South	Window Casing Board	Wood	Brown	1.0	Fair
29	199D	Exterior	South	Door Jamb	Wood	Green	1.5	Intact
30	199D	1 st Floor – Entry	South	Door Jamb	Wood	Brown	1.0	Intact
31	199D	1 st Floor – Entry	South	Door Casing	Wood	Brown	0.0	Intact
32	199D	1 st Floor – Kitchen	West	Wall	Drywall	White	0.0	Intact
33	199D	2 nd Floor – Bathroom	North	Wall	Drywall	White	0.0	Intact
34	199D	2 nd Floor – Bathroom	North	Mid-runner Board	Wood	White	0.0	Intact
35	191A	1 st Floor – Kitchen	North	Wall	Drywall	White	0.0	Intact
36	191A	1 st Floor – Bathroom	South	Wall	Drywall	White	0.0	Intact
37	191D	1 st Floor – Entry	East	Door Jamb	Wood	Green	1.0	Intact
38	191D	1 st Floor – Living Room	North	Wall	Drywall	White	0.0	Intact
39	191D	1 st Floor – Kitchen	West	Wall	Drywall	White	0.0	Intact
40	191D	1 st Floor – Kitchen	South	Door	Wood	Green	0.0	Intact
41	191D	2 nd Floor – Bathroom	North	Wall	Drywall	White	0.0	Intact
42	191D	2 nd Floor – Bathroom	North	Mid-runner Board	Wood	White	0.0	Intact
43	191D	2 nd Floor – Bedroom 3	North	Wall	Drywall	White	0.0	Intact
44	191D	Basement – Stairway	West	Stair	Wood	Gray	0.1	Intact
45	191D	Basement	North	I-Beam	Metal	Red	6.5	Intact
46	191D	Basement	North	Angle Iron	Metal	Brown	>9.9	Intact
47	183A	Basement	South	Wall	Block	Pink	0.0	Intact
48	183A	Basement	Central	Floor	Concrete	Gray	0.0	Poor
49	183A	1 st Floor – Living Room	West	Wall	Drywall	White	0.0	Intact
50	183A	1 st Floor – Entry	East	Coat Rack	Wood	White	0.0	Fair
51	183A	2 nd Floor – Bedroom 3	North	Wall	Drywall	White	0.2	Intact
52	183A	2 nd Floor – Bedroom 3	East	Wall	Drywall	White	0.0	Intact
53	183C	1 st Floor – Entry	North	Door Jamb	Wood	Green	0.0	Intact
54	183C	1 st Floor – Entry	North	Door Jamb	Wood	Brown	0.0	Fair
55	183D	1 st Floor – Entry	North	Door Jamb	Wood	Brown	0.1	Intact
56	175D	1 st Floor – Entry	East	Door Jamb	Wood	Green	1.7	Intact
57	175D	1 st Floor – Kitchen	North	Wall	Drywall	White	0.0	Intact
58	175D	2 nd Floor – Hallway	East	Wall	Drywall	White	0.1	Intact
59	175D	2 nd Floor – Bathroom	North	Wall	Drywall	White	0.1	Intact

mg/cm² = Milligrams per square centimeter

LEGEND TECHNICAL SERVICES, INC.
TABLE #2 (continued)
XRF LEAD PAINT TESTING RESULTS

Test No.	Bldg./ Unit	Level/Room Name	Direction	Component	Substrate Type	Color	Lead Result mg/cm ²	Damage / Condition
60	175D	2 nd Floor – Bathroom	North	Mid-runner Board	Wood	White	0.0	Intact
61	175D	2 nd Floor – Bathroom	South	Hatch Door Casing	Wood	White	0.1	Intact
62	175D	2 nd Floor – Bedroom	South	Wall	Drywall	White	0.0	Intact
63	175A	Basement - Stairway	East	Stair	Wood	Brown	0.0	Fair
64	179A	Basement	East	Wall	Block	White	0.0	Intact
65	179A	Basement	East	I-Beam	Metal	Red	4.7	Fair
66	179A	Basement	East	Angle Iron	Metal	Brown	>9.9	Intact
67	179A	Basement	Central	Support Column/Post	Metal	Red	4.5	Intact
68	179A	Basement	North	Stair	Wood	Brown	0.0	Fair
69	179A	1 st Floor – Entry	South	Door	Wood	Brown	0.0	Intact
70	179A	1 st Floor – Entry	South	Door Jamb	Wood	Green	1.9	Intact
71	179A	1 st Floor – Bedroom	East	Wall	Drywall	White	0.1	Intact
72	179A	1 st Floor – Living Room	West	Wall	Drywall	White	0.0	Intact
73	179A	1 st Floor – Kitchen	North	Wall	Drywall	White	0.0	Intact
74	179A	1 st Floor – Kitchen	Central	Ceiling	Drywall	White	0.0	Intact
75	179A	2 nd Floor – Hallway	South	Wall	Drywall	White	0.0	Intact
76	179A	2 nd Floor – Hallway	South	Door Casing	Wood	Brown	0.0	Intact
77	179A	2 nd Floor – Bathroom 1	West	Wall	Drywall	White	0.0	Intact
78	179A	2 nd Floor – Bathroom 1	West	Mid-runner Board	Wood	White	0.0	Intact
79	-	Calibration	-	-	-	-	1.0	-
80	-	Calibration	-	-	-	-	1.0	-
81	-	Calibration	-	-	-	-	0.0	-
82	-	Calibration	-	-	-	-	1.0	-
83	-	Calibration	-	-	-	-	1.0	-
84	-	Calibration	-	-	-	-	0.0	-
85	187A	Basement	East	I-Beam	Metal	Red	<9.9	Fair
86	187A	Basement	East	Angle Iron	Metal	Brown	7.0	Intact
87	187A	Basement	North	Stair	Wood	Brown	0.1	Fair
88	187A	Basement	North	Railing	Wood	Brown	0.0	Fair
89	187A	1 st Floor – Kitchen	West	Door Jamb	Wood	Green	0.1	Intact
90	187A	1 st Floor – Kitchen	North	Wall	Drywall	White	0.0	Intact
91	187A	1 st Floor – Living Room	West	Wall	Drywall	White	0.0	Intact

mg/cm² = Milligrams per square centimeter

LEGEND TECHNICAL SERVICES, INC.
 TABLE #2 (continued)
 XRF LEAD PAINT TESTING RESULTS

Test No.	Bldg./ Unit	Level/Room Name	Direction	Component	Substrate Type	Color	Lead Result mg/cm ²	Damage / Condition
92	187A	2 nd Floor – Bathroom 2	South	Wall	Drywall	White	0.0	Intact
93	187A	2 nd Floor – Bedroom 3	West	Wall	Drywall	White	0.0	Intact
94	187A	2 nd Floor – Bedroom 3	Central	Ceiling	Drywall	White	0.0	Intact
95	187A	Exterior	West	Wall	Wood	Green	0.4	Intact
96	187A	Exterior	West	Upper Wall Skirtboard	Wood	Brown	0.0	Intact
97	187A	Exterior	West	Wall/Siding	Wood	Brown	0.1	Fair
98	187A	Exterior	West	Window Sill Board	Wood	Brown	0.0	Poor
99	187A	Exterior	West	Window Casing Board	Wood	Brown	1.0	Intact
100	187A	Exterior	West	Lower Soffit	Wood	Brown	1.0	Fair
101	-	Calibration	-	-	-	-	1.0	-
102	-	Calibration	-	-	-	-	1.0	-
103	-	Calibration	-	-	-	-	0.0	-

mg/cm² = Milligrams per square centimeter

The definition of lead based paint according to the Minnesota Department of Health (MDH) is 1.0 mg/cm² (or 5000 mg/kg or .5% by weight).

LEGEND TECHNICAL SERVICES, INC.
TABLE #3
LEAD IN PAINT CHIP ANALYTICAL RESULTS

175-218 EAST CONGRESS STREET
ST. PAUL, MN

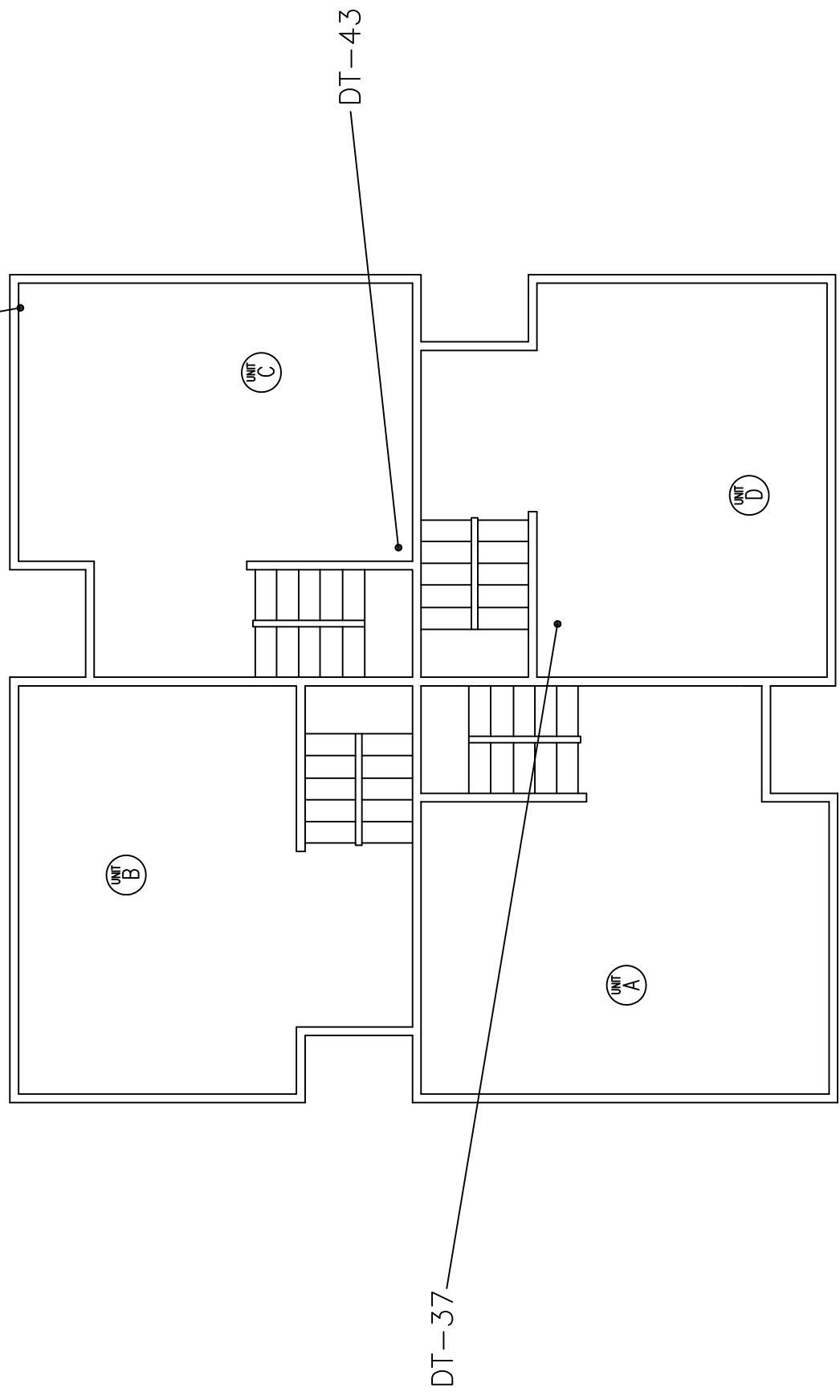
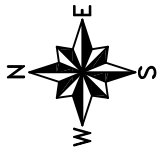
Sample No.	Laboratory No.	Sample Location	Sample Description	Lead Results (mg/kg)	Detection Limit (mg/kg)
L-1	1405505-1	Bldg. 187 Exterior – West Side	Brown Paint on Lower Soffit	41,000	25

mg/kg = milligrams per kilogram

APPENDIX C

DIAGRAMS

DIAGRAM 175-1
SAMPLING LOCATIONS

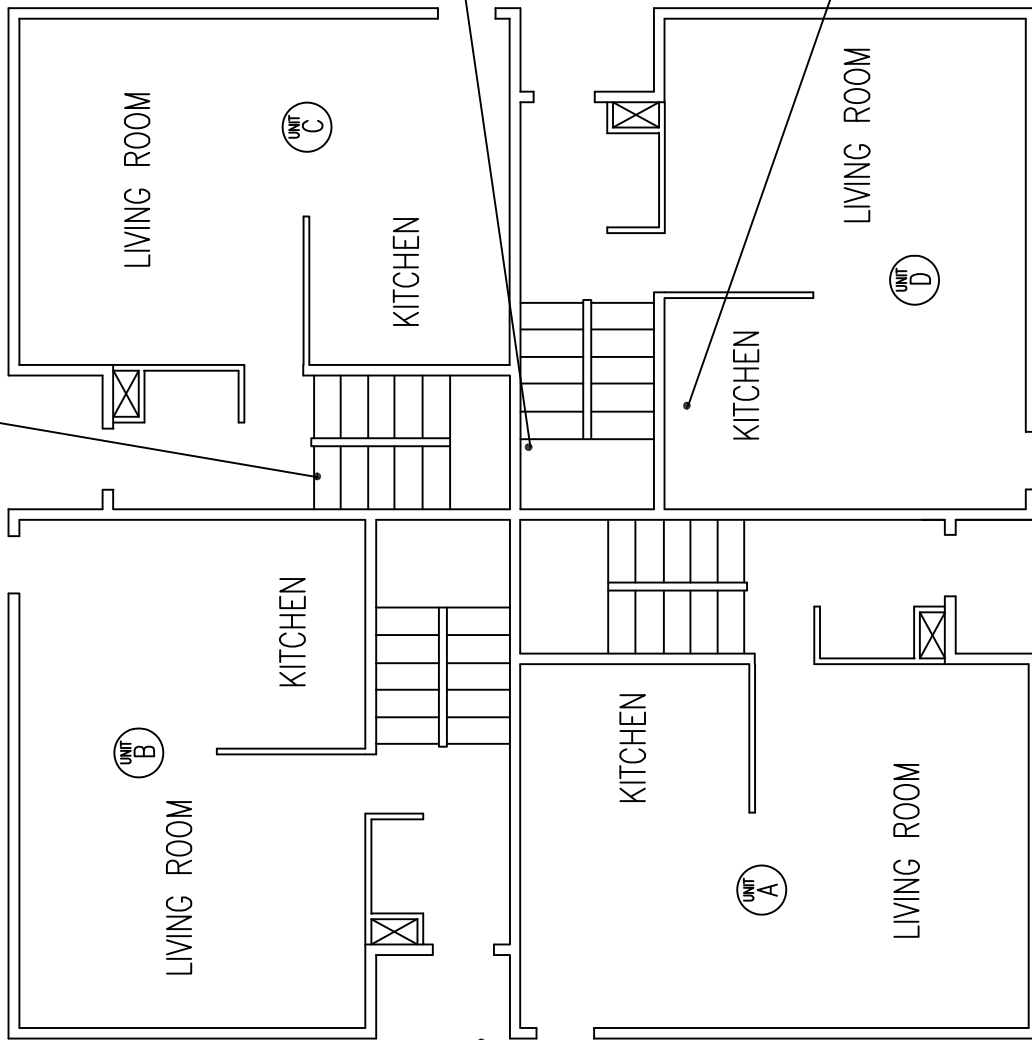


175 BASEMENT
DRAWING NOT TO SCALE

DIAGRAM 175-2
SAMPLING LOCATIONS



DT-41



DT-40

175 FIRST FLOOR
DRAWING NOT TO SCALE

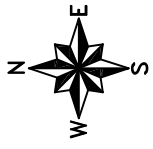
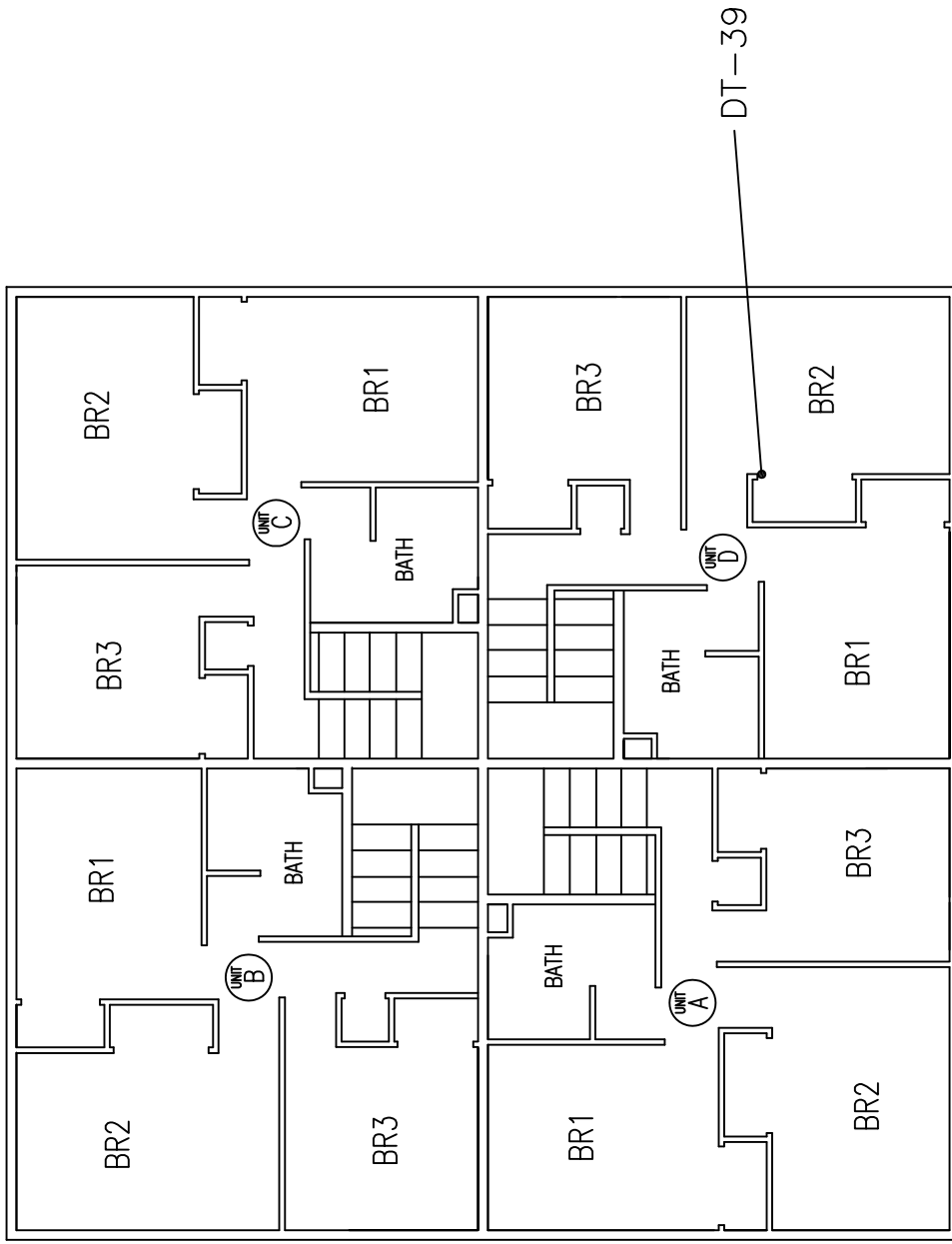
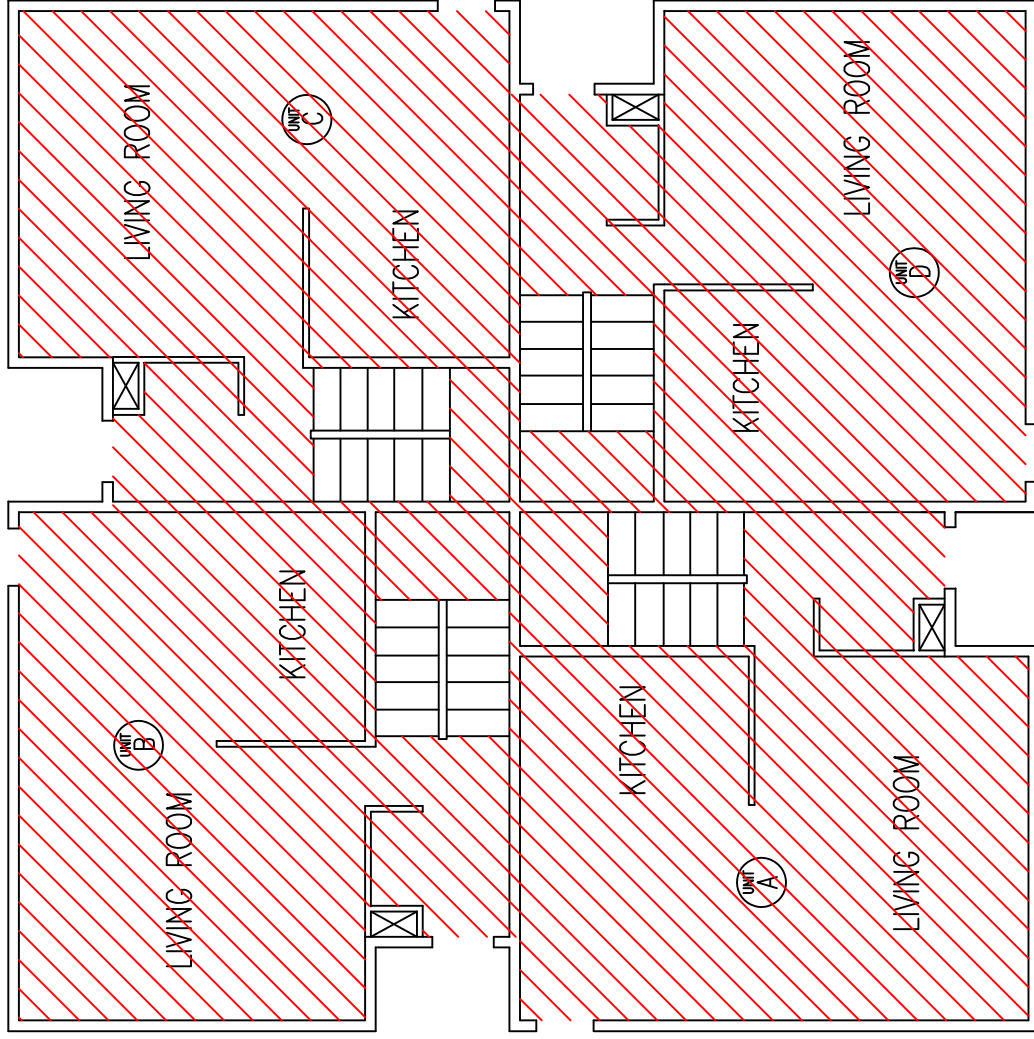
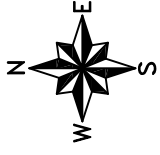


DIAGRAM 175-3
SAMPLING LOCATIONS



175 SECOND FLOOR
DRAWING NOT TO SCALE

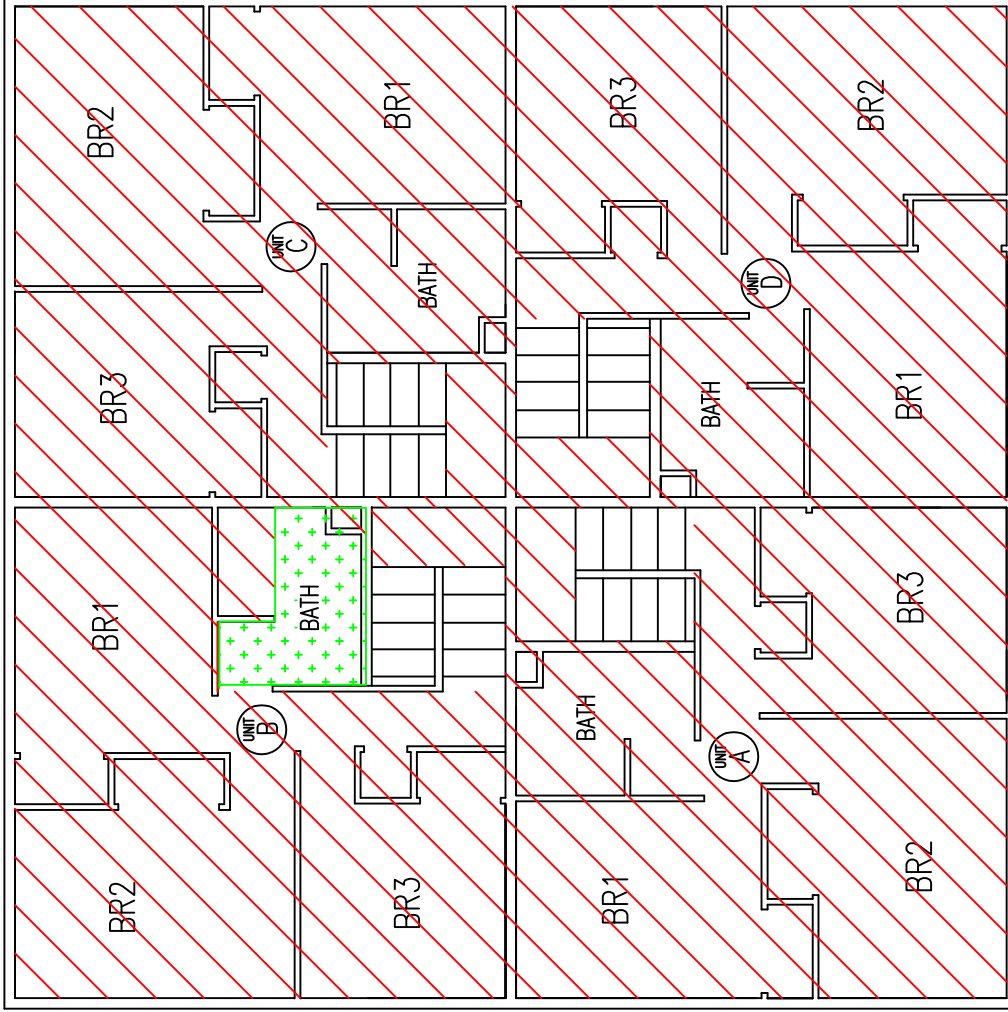
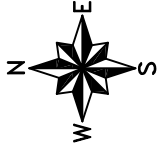
DIAGRAM 175-4
ASBESTOS FLOORING LOCATIONS



175 FIRST FLOOR
DRAWING NOT TO SCALE

 -ASBESTOS FLOOR TILE MASTIC UNDER
NON-ASBESTOS FLOOR TILES

DIAGRAM 175-5 ASBESTOS FLOORING LOCATIONS



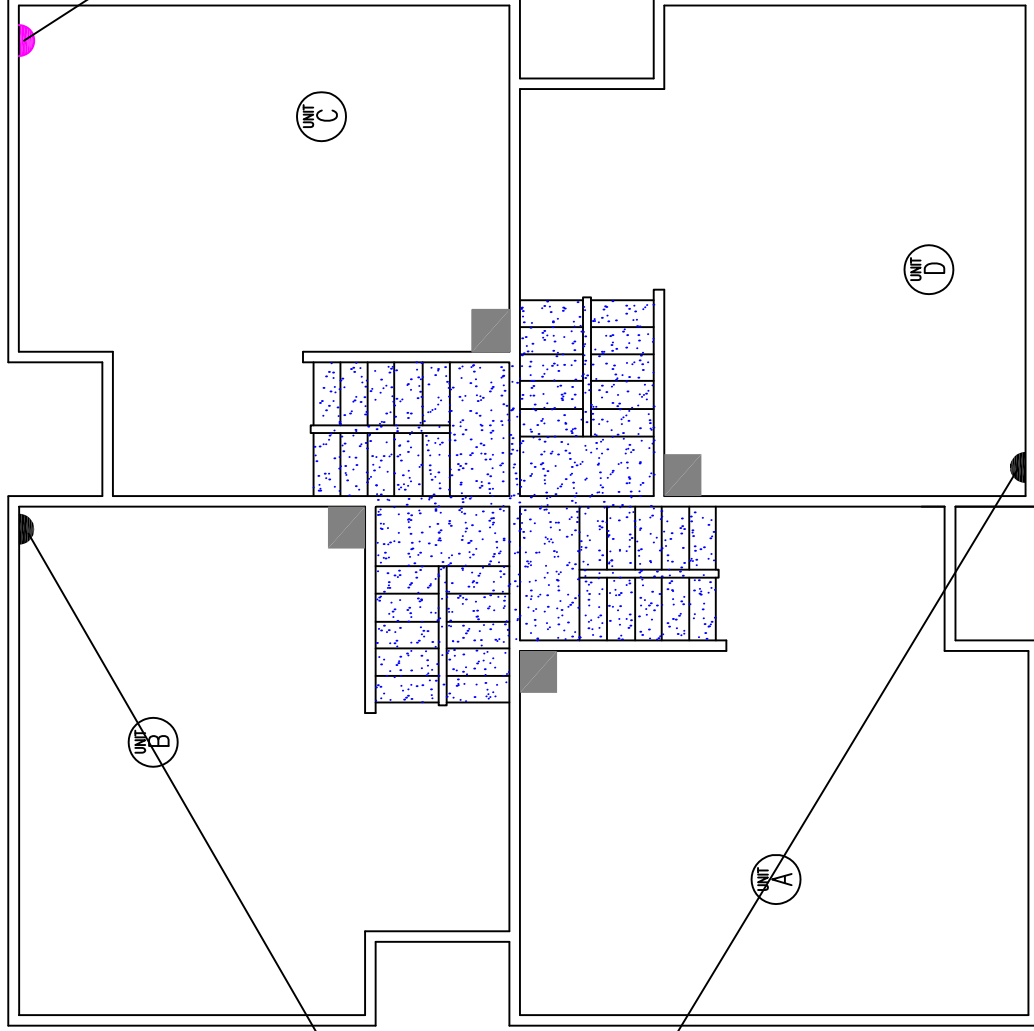
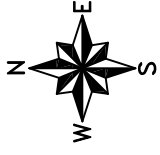
-ASBESTOS FLOOR TILE MASTIC UNDER
NON-ASBESTOS FLOOR TILES UNDER
NON-ASBESTOS SHEET FLOORING



-ASBESTOS FLOOR TILE MASTIC UNDER
NON-ASBESTOS FLOOR TILES

175 SECOND FLOOR DRAWING NOT TO SCALE

DIAGRAM 175-6
ASBESTOS TAPING COMPOUND LOCATIONS



ASBESTOS GAS PIPE
PENETRATION PUTTY

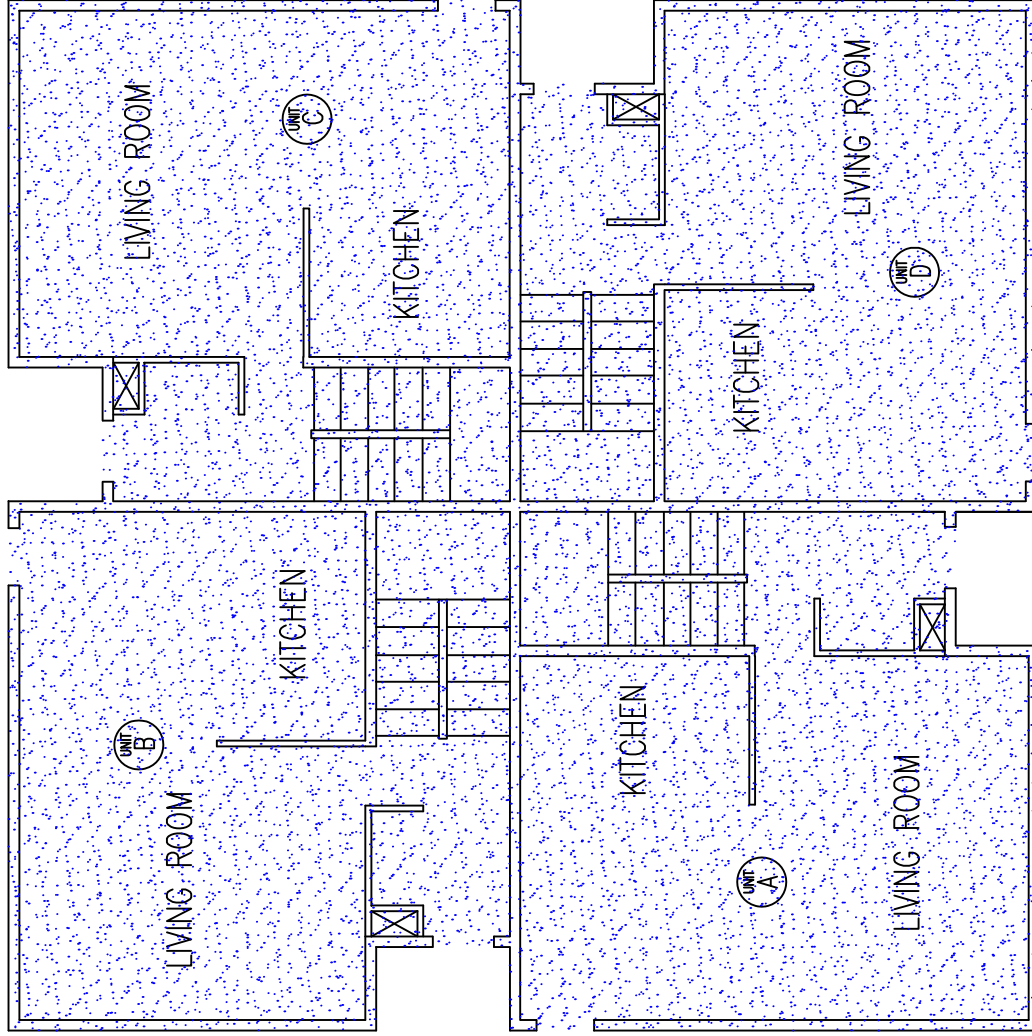
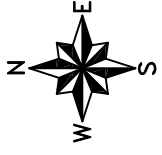
ELECTRICAL CONDUIT
PENETRATION PUTTY

- ASBESTOS FLUE PACKING/MORTAR AT LOWER (OLD) HOLE
- ASBESTOS TAPING/JOINT COMPOUND

175 BASEMENT
DRAWING NOT TO SCALE

DIAGRAM 175-7

ASBESTOS TAPING COMPOUND LOCATIONS



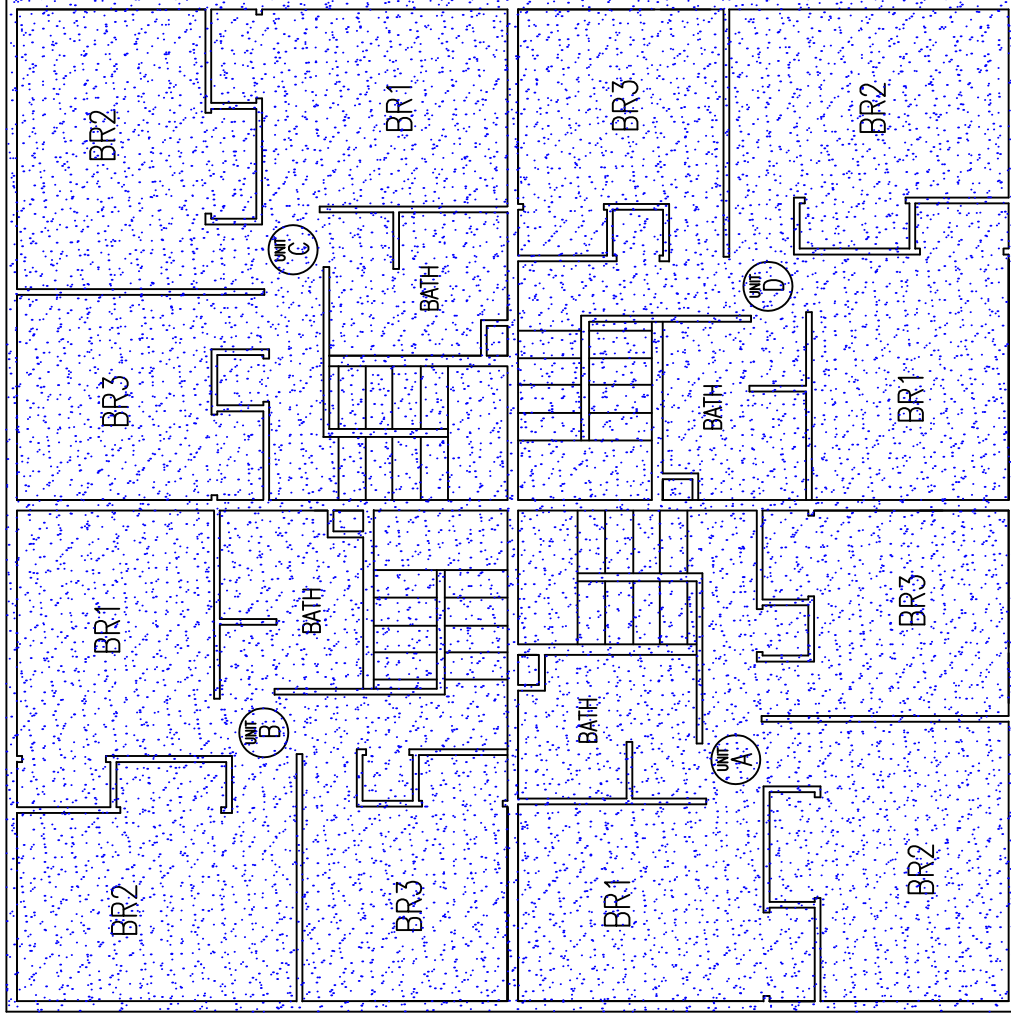
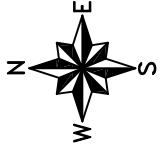
175 FIRST FLOOR

DRAWING NOT TO SCALE



-ASBESTOS TAPING/JOINT COMPOUND

DIAGRAM 175-8
ASBESTOS TAPING COMPOUND LOCATIONS

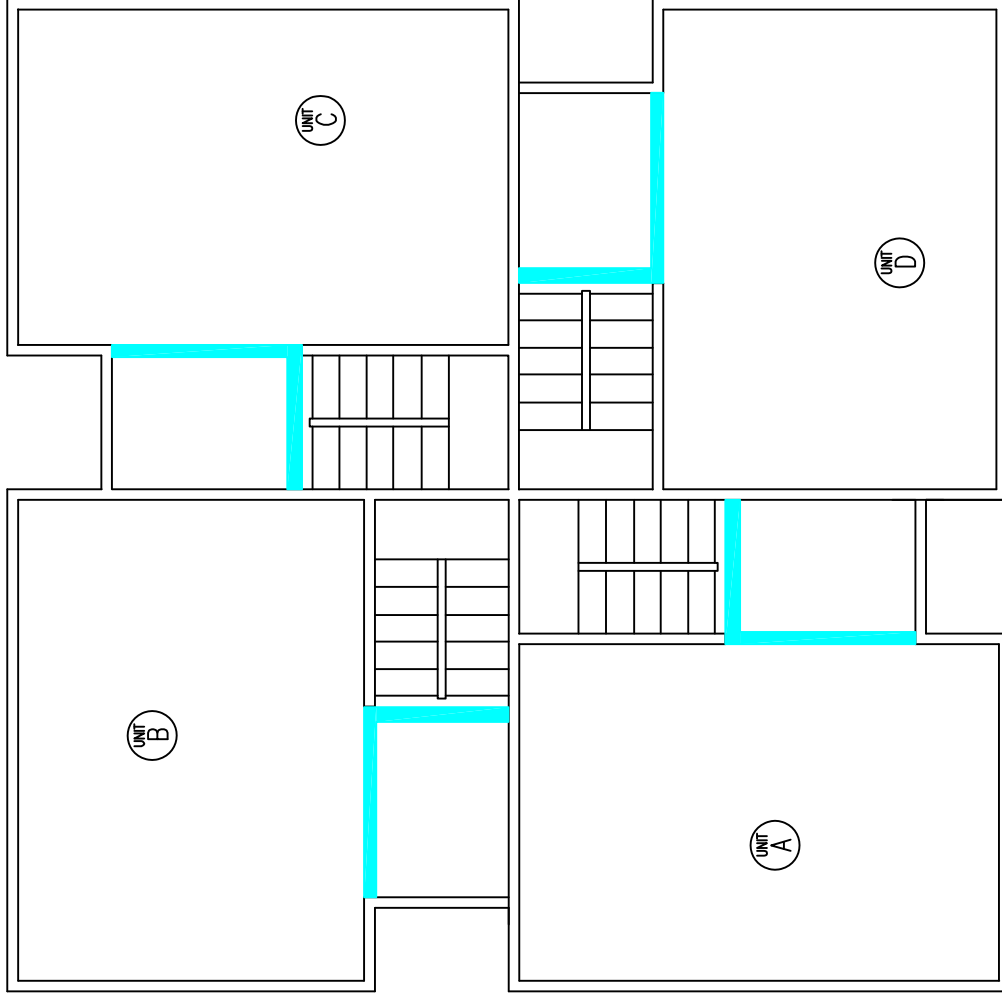
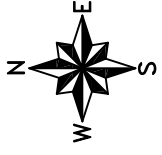


175 SECOND FLOOR
DRAWING NOT TO SCALE



-ASBESTOS TAPING/JOINT COMPOUND

DIAGRAM 175-9
LEAD-BASED PAINT LOCATIONS

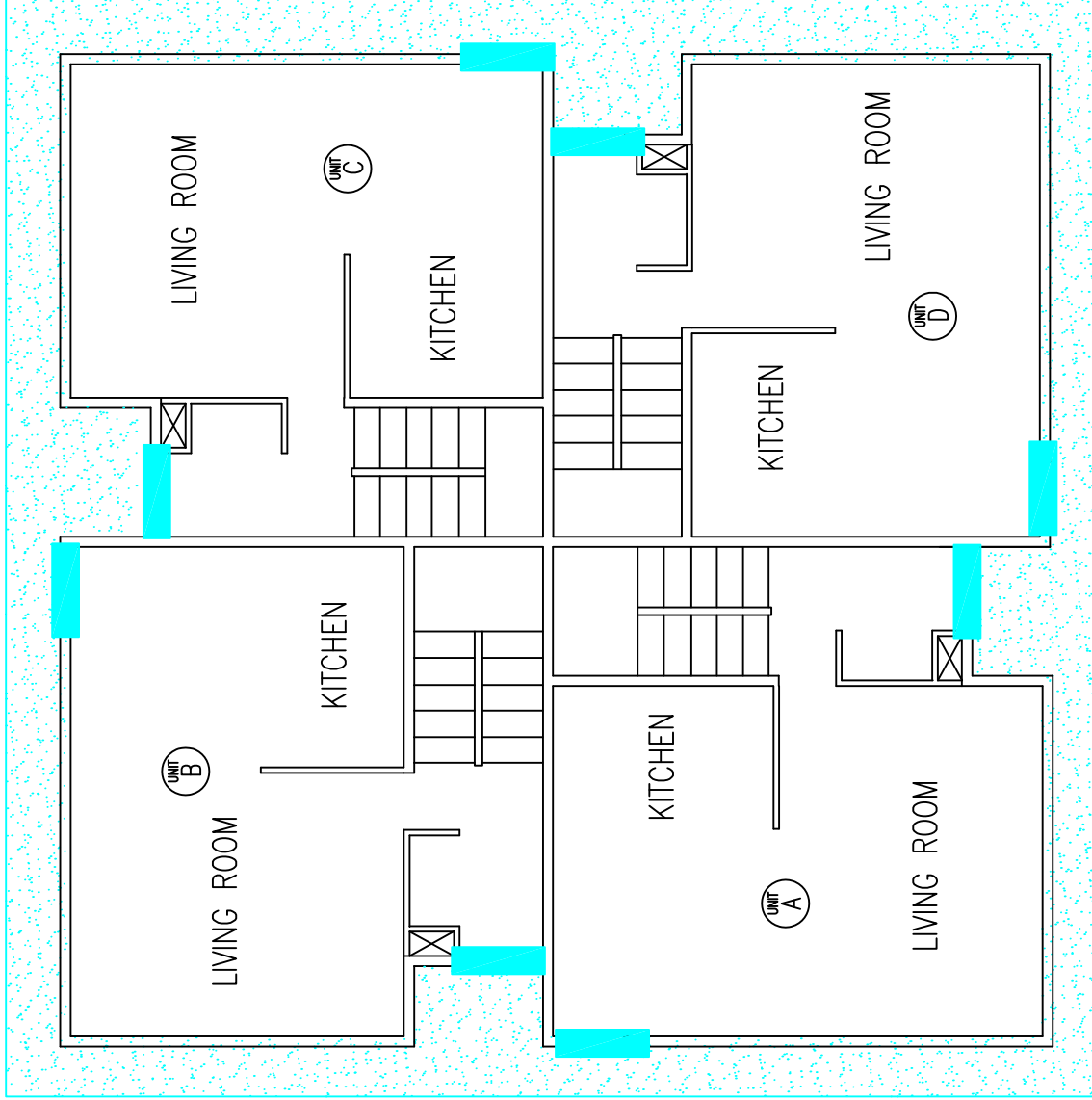
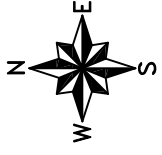


175 BASEMENT
DRAWING NOT TO SCALE



- LEAD-BASED PAINT ON STEEL BEAMS

DIAGRAM 175-10 SAMPLING LOCATIONS

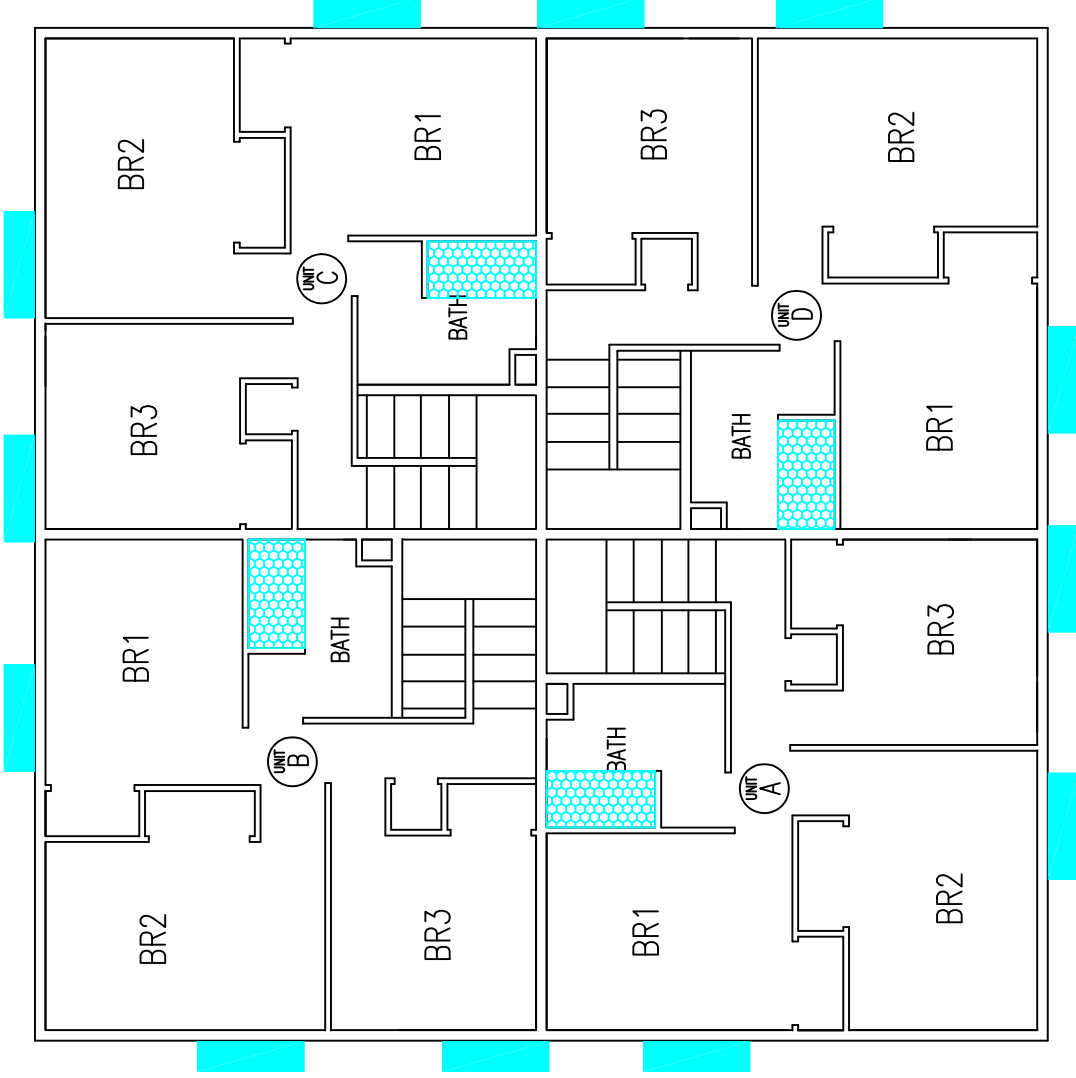
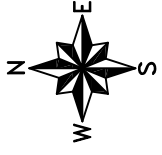


— LEAD-BASED PAINT ON EXTERIOR
DOOR JAMBS

— TAN/WHITE LEAD-BASED PAINT ON
LOWER SOFFIT

175 FIRST FLOOR
DRAWING NOT TO SCALE

DIAGRAM 175-11
LEAD-BASED PAINT LOCATIONS



- LEAD-BASED PAINT ON EXTERIOR VERTICAL WINDOW CASING (2"X6" BOARDS)
- LEAD-BASED PAINT ON TUB

175 SECOND FLOOR
DRAWING NOT TO SCALE

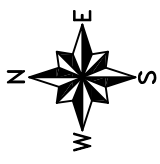
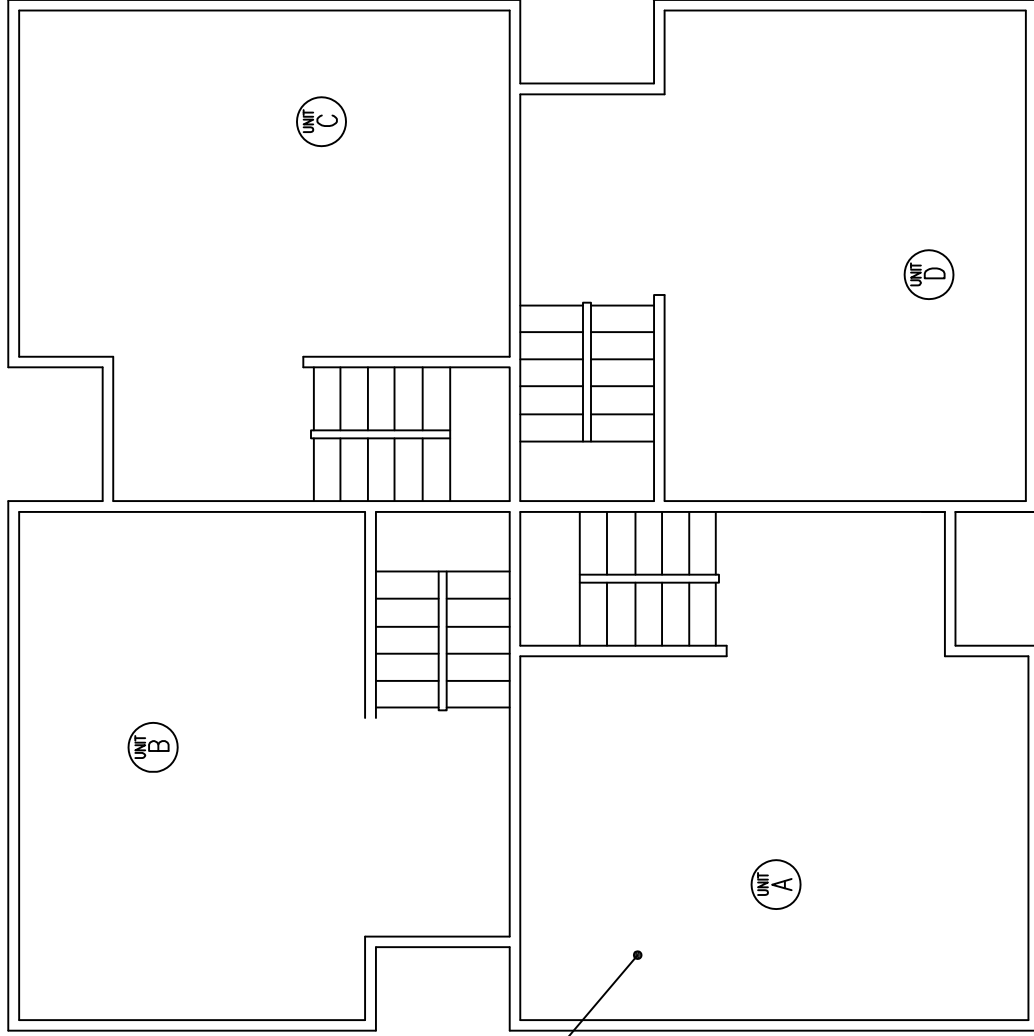


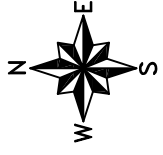
DIAGRAM 179-1
SAMPLING LOCATIONS



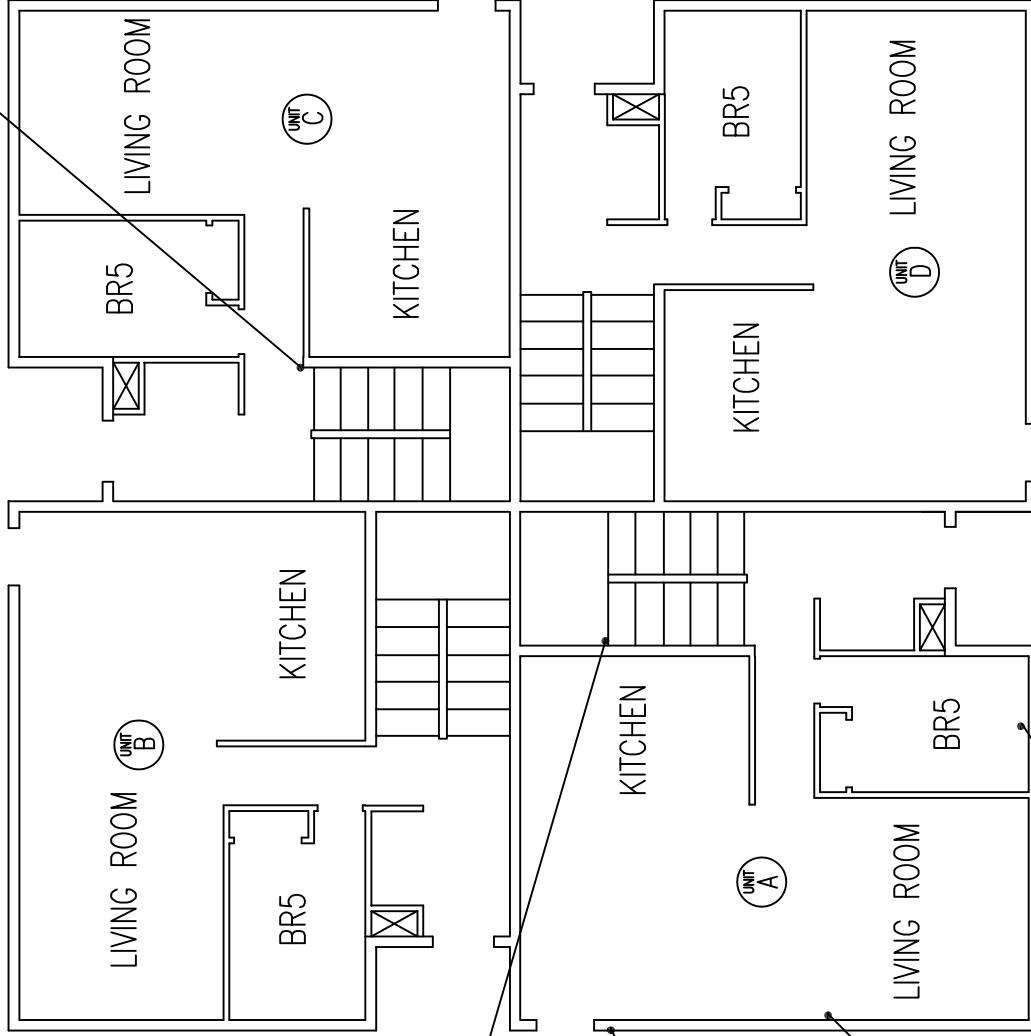
DT-46

179 BASEMENT
DRAWING NOT TO SCALE

DIAGRAM 179-2
SAMPLING LOCATIONS



DT-63



DT-50, 51, 52

DT-58

DT-48, 49

DT-44, 45

DT-57

179 FIRST FLOOR
DRAWING NOT TO SCALE

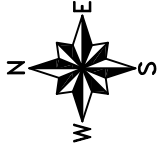
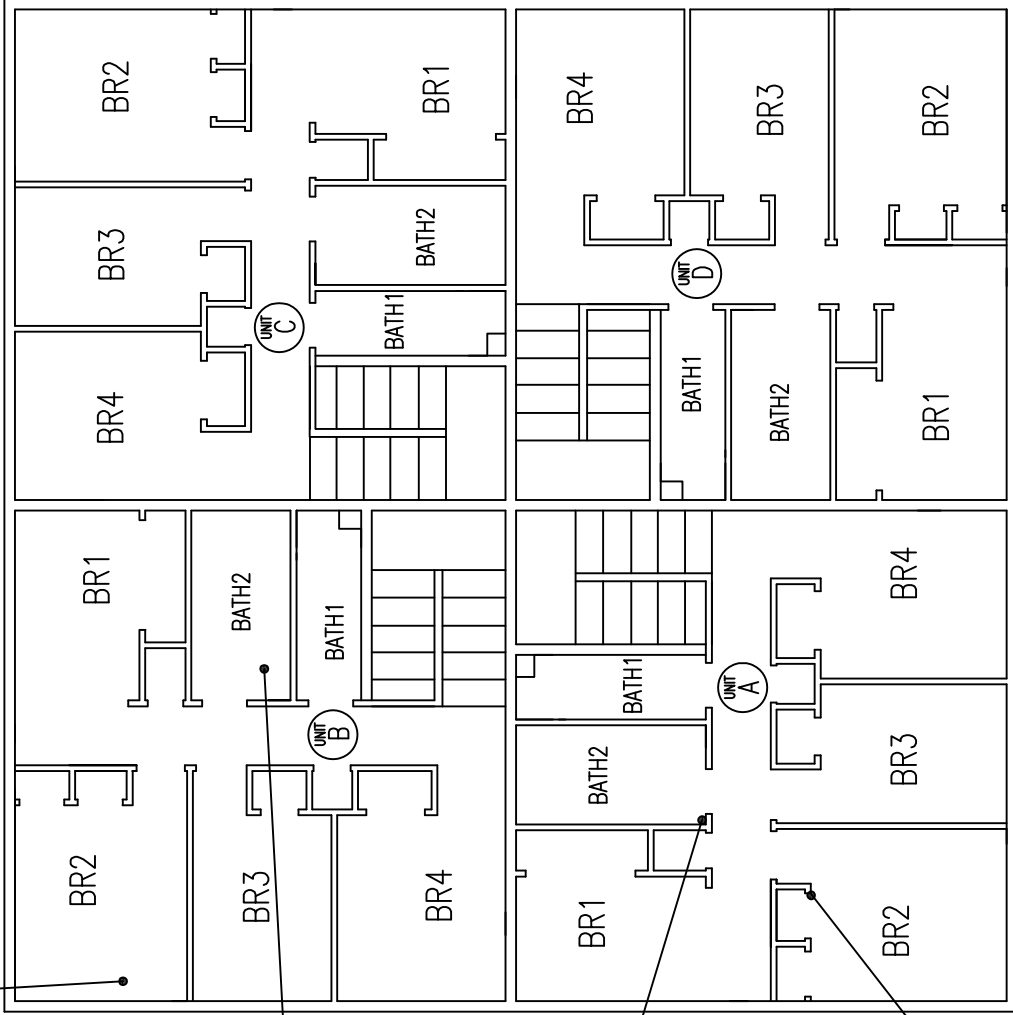


DIAGRAM 179-3
SAMPLING LOCATIONS

DT-61,62



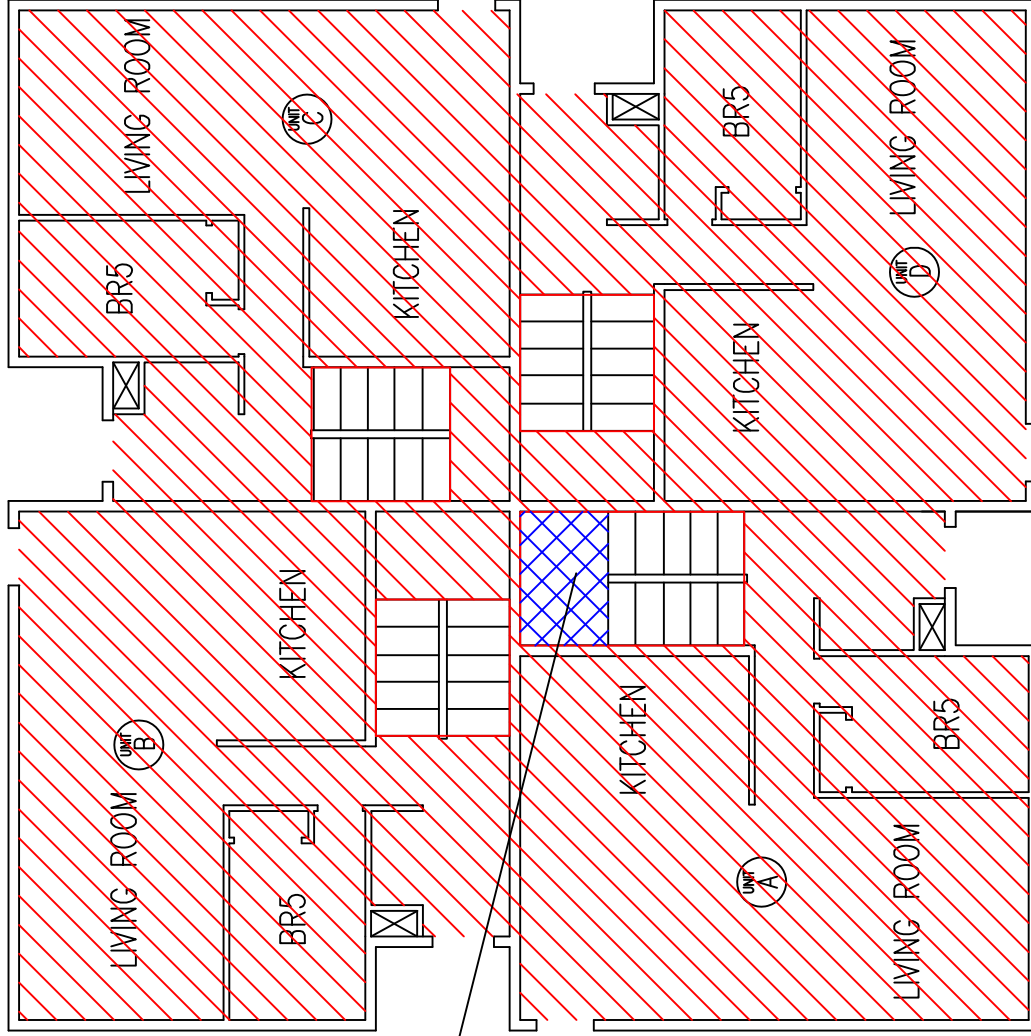
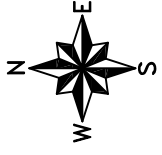
DT-59,60

DT-53,54,55,56

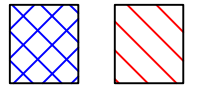
DT-47

179 SECOND FLOOR
DRAWING NOT TO SCALE

DIAGRAM 179-4 ASBESTOS FLOORING LOCATIONS



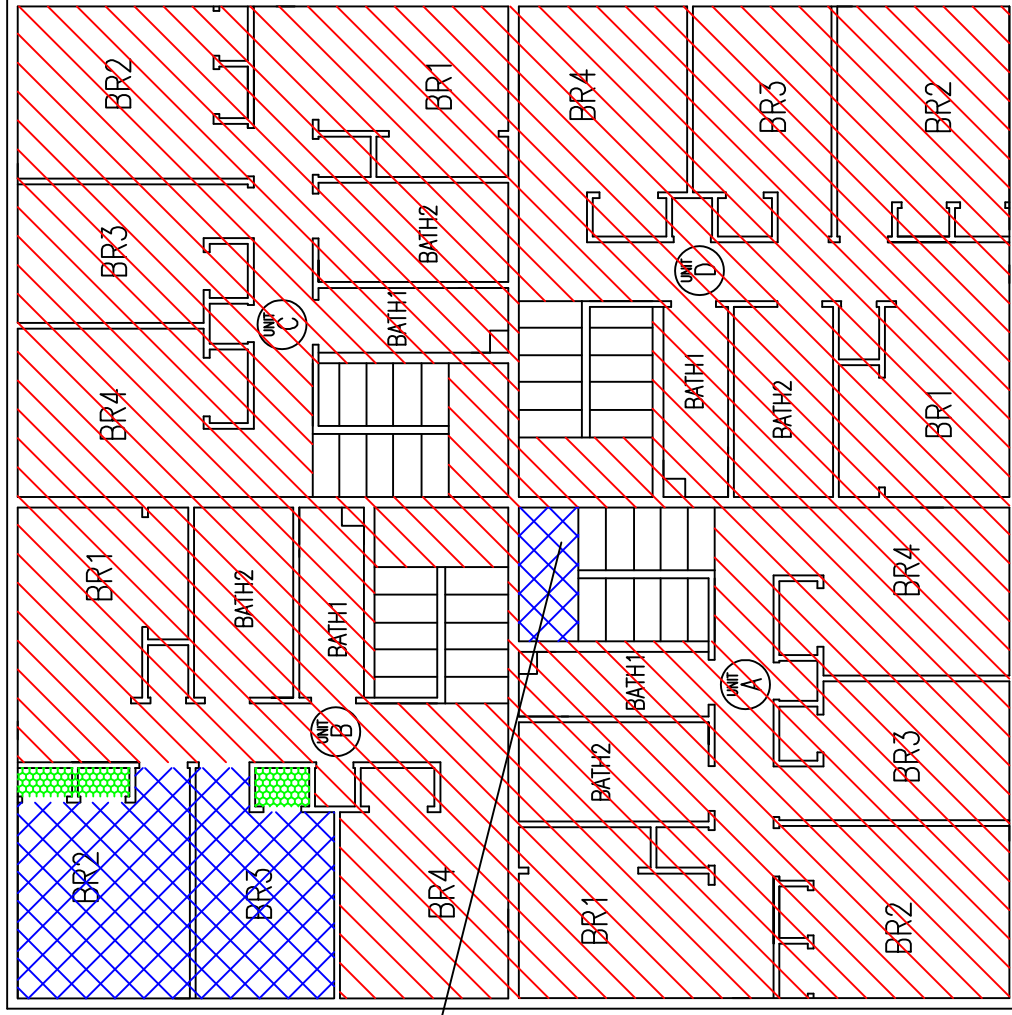
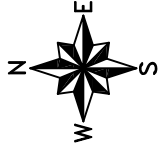
BETWEEN FIRST AND SECOND FLOORS



179 FIRST FLOOR

DRAWING NOT TO SCALE

DIAGRAM 179-5 ASBESTOS FLOORING LOCATIONS

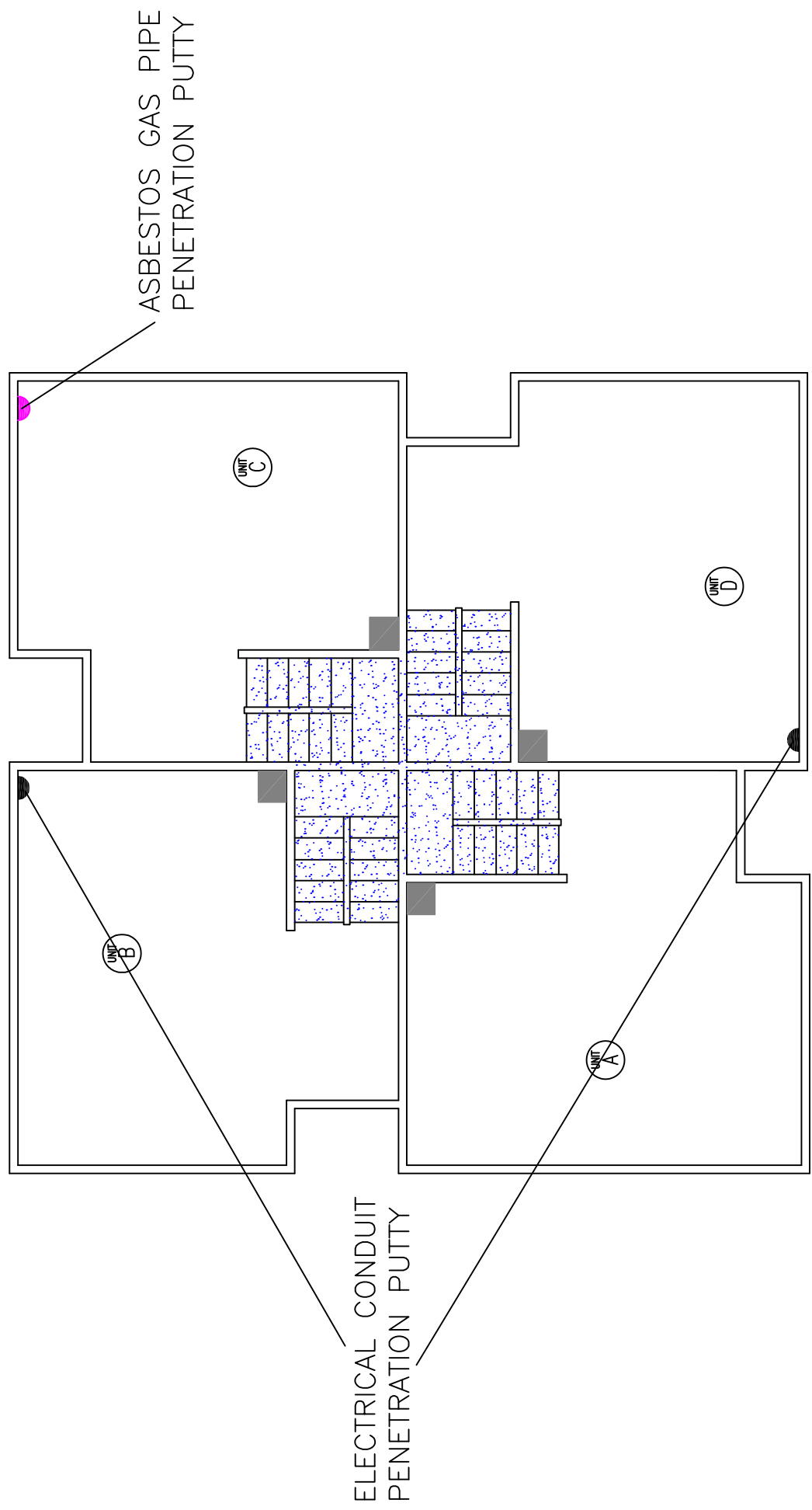
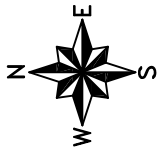


BETWEEN FIRST AND SECOND FLOORS

	-ASBESTOS FLOOR TILE AND MASTIC UNDER NON-ASBESTOS SHEET FLOORING
	-ASBESTOS FLOOR TILE AND MASTIC
	-ASBESTOS FLOOR TILE MASTIC UNDER NON-ASBESTOS FLOOR TILES

179 SECOND FLOOR DRAWING NOT TO SCALE

DIAGRAM 179-6
MISCELLANEOUS ASBESTOS MATERIAL LOCATIONS

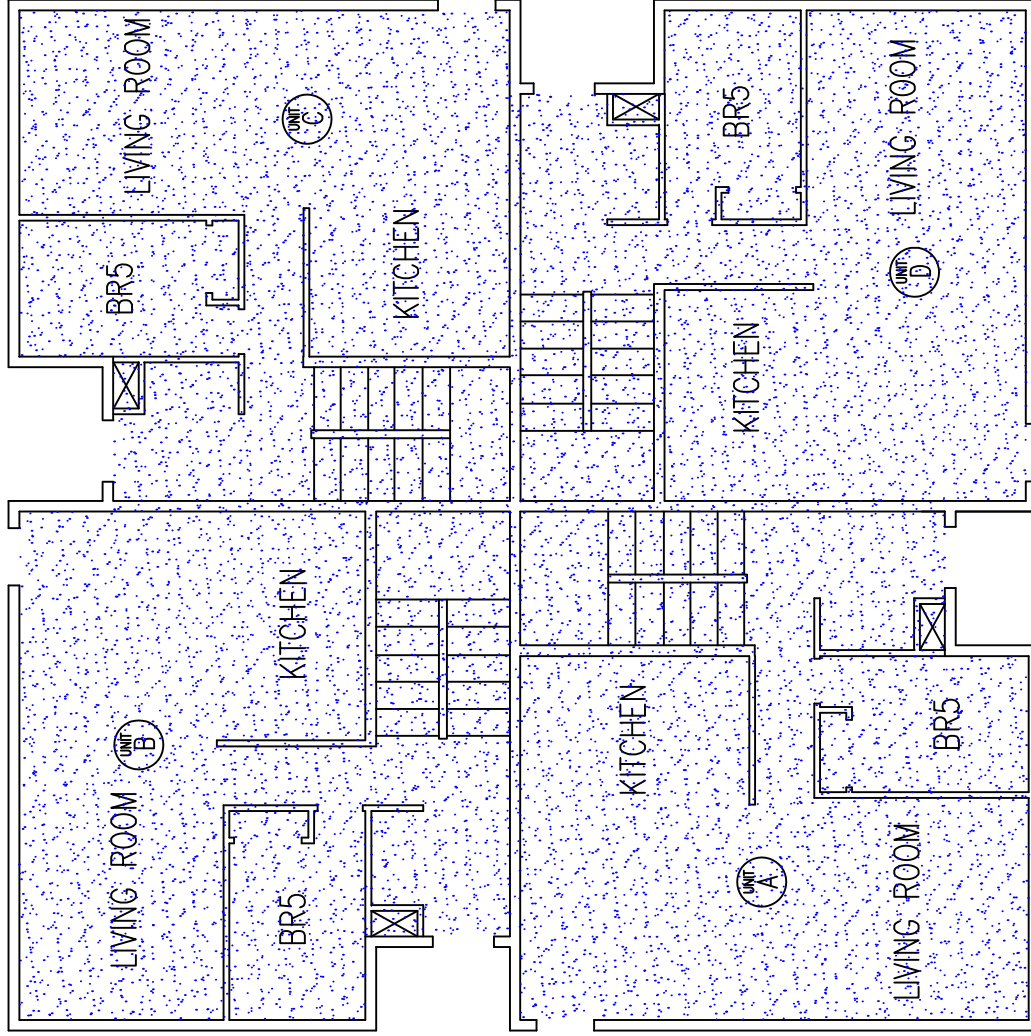
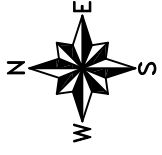


-ASBESTOS FLUE PACKING/MORTAR AT LOWER (OLD) HOLE

-ASBESTOS TAPING/JOINT COMPOUND

179 BASEMENT
DRAWING NOT TO SCALE

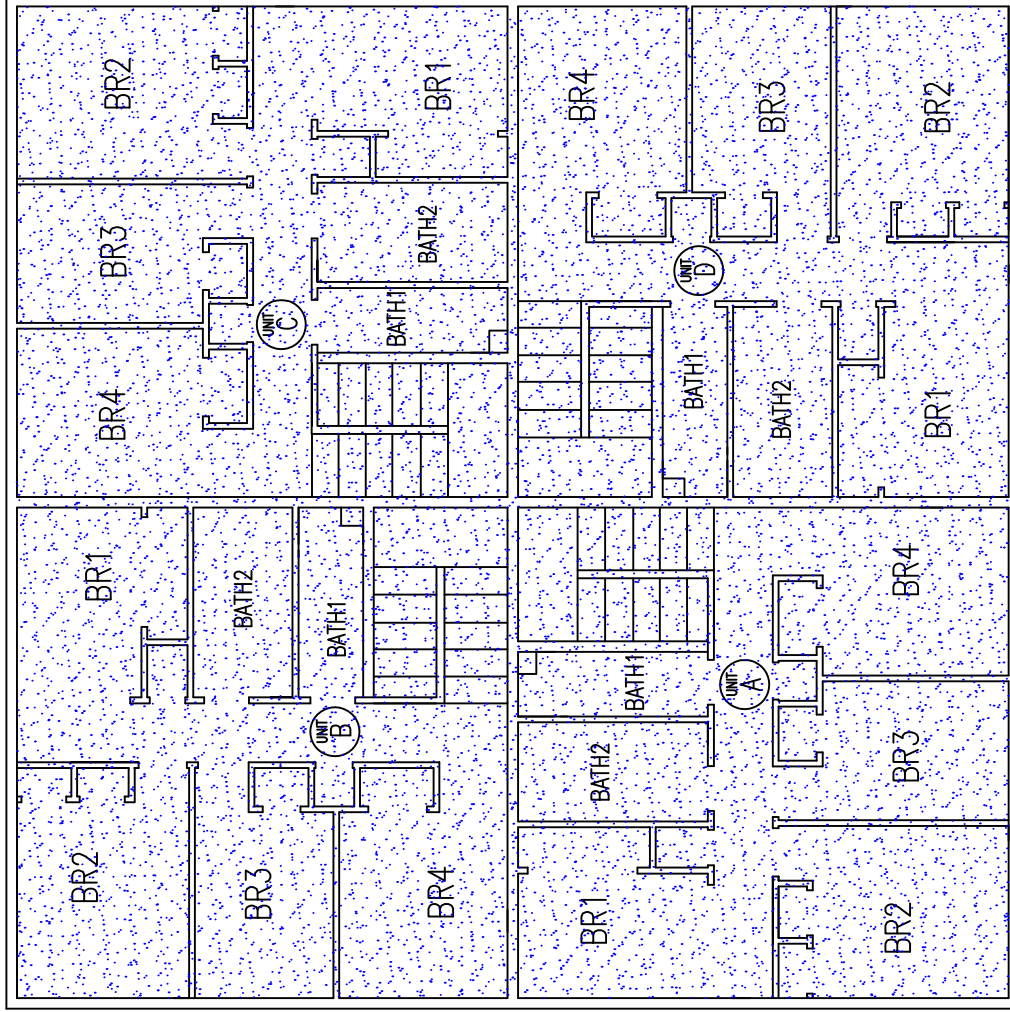
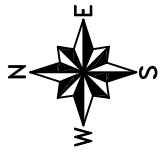
DIAGRAM 179-7
TAPING COMPOUND LOCATIONS



-ASBESTOS TAPING/JOINT COMPOUND

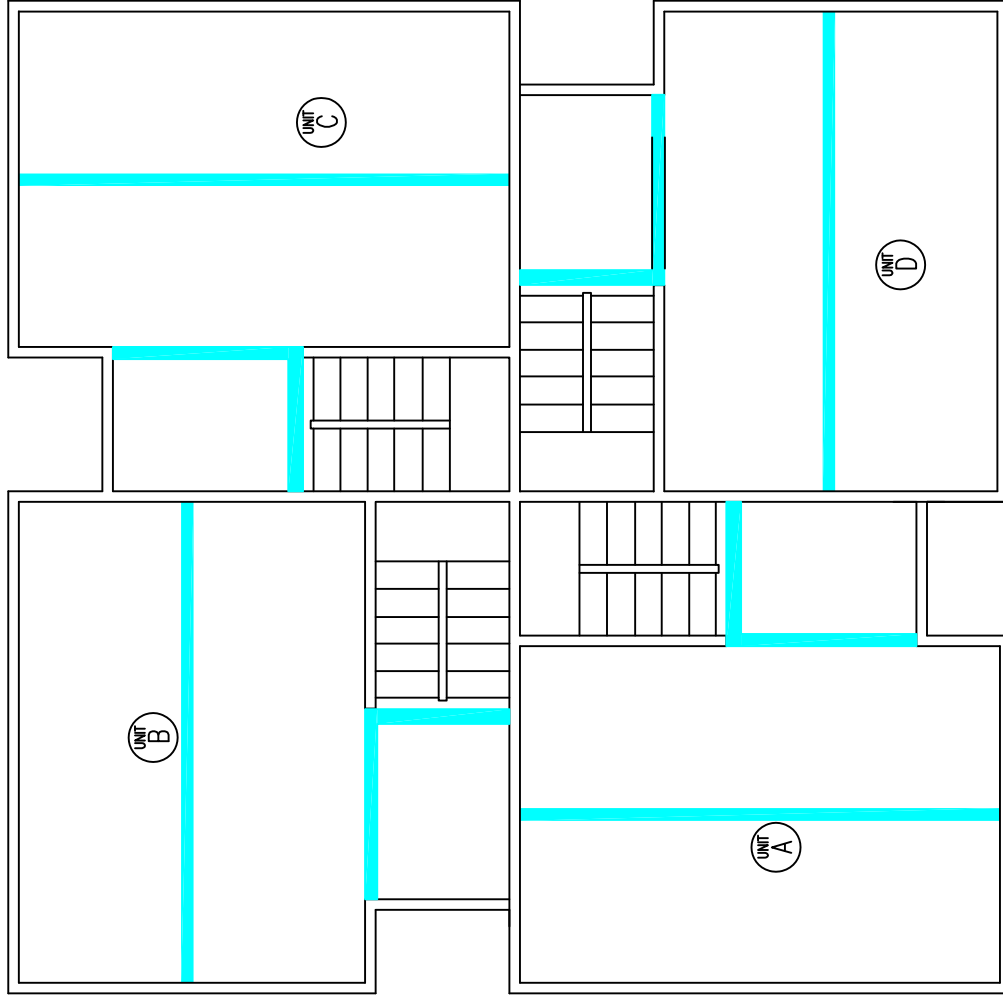
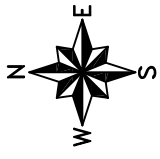
179 FIRST FLOOR
DRAWING NOT TO SCALE

DIAGRAM 179-8
SAMPLING LOCATIONS



179 SECOND FLOOR
DRAWING NOT TO SCALE

DIAGRAM 179-9
LEAD-BASED PAINT LOCATIONS

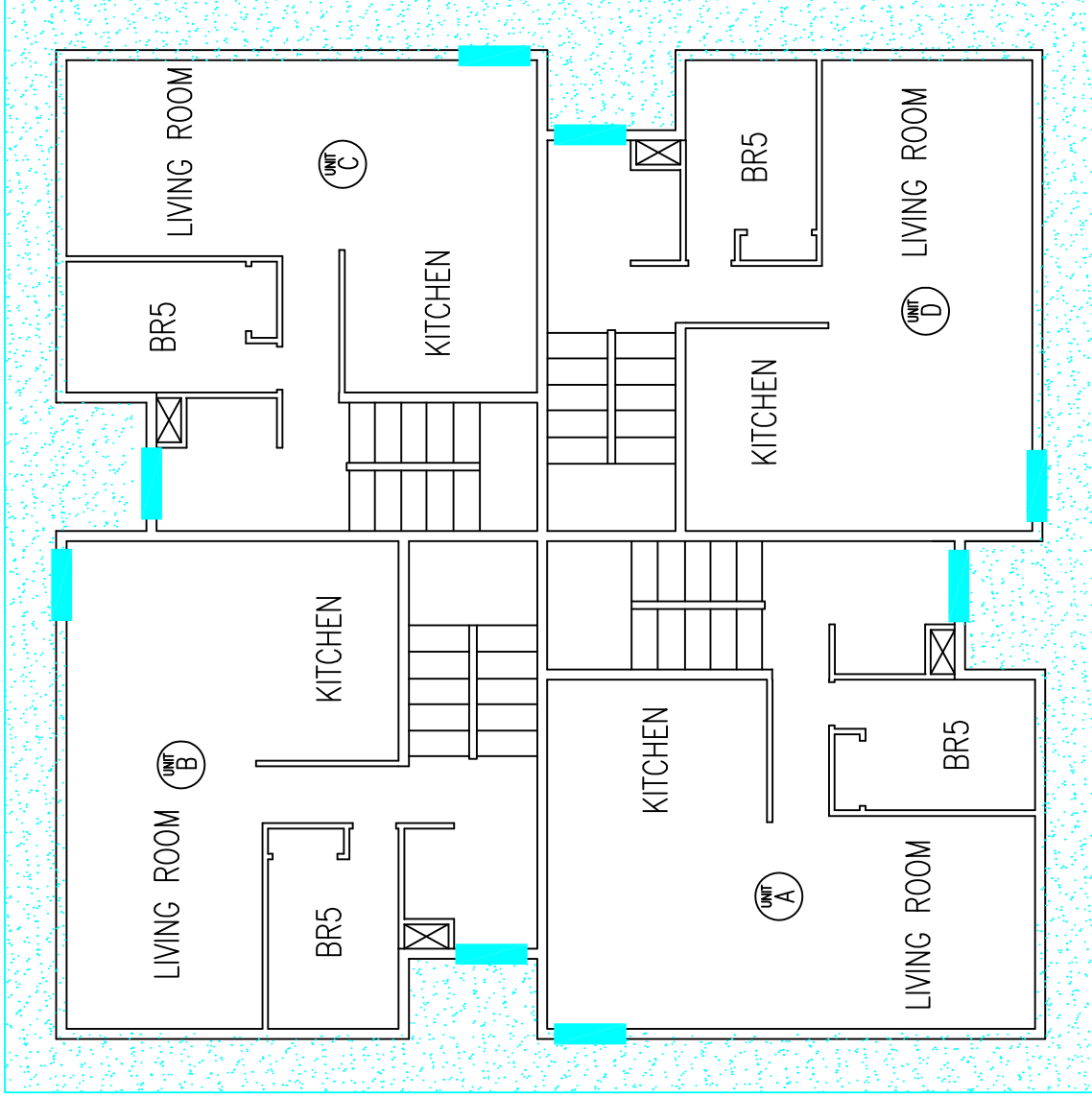
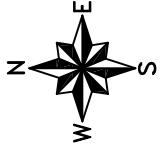


179 BASEMENT
DRAWING NOT TO SCALE



- LEAD-BASED PAINT ON STEEL BEAMS AND COLUMNS

DIAGRAM 179-10
LEAD-BASED PAINT LOCATIONS

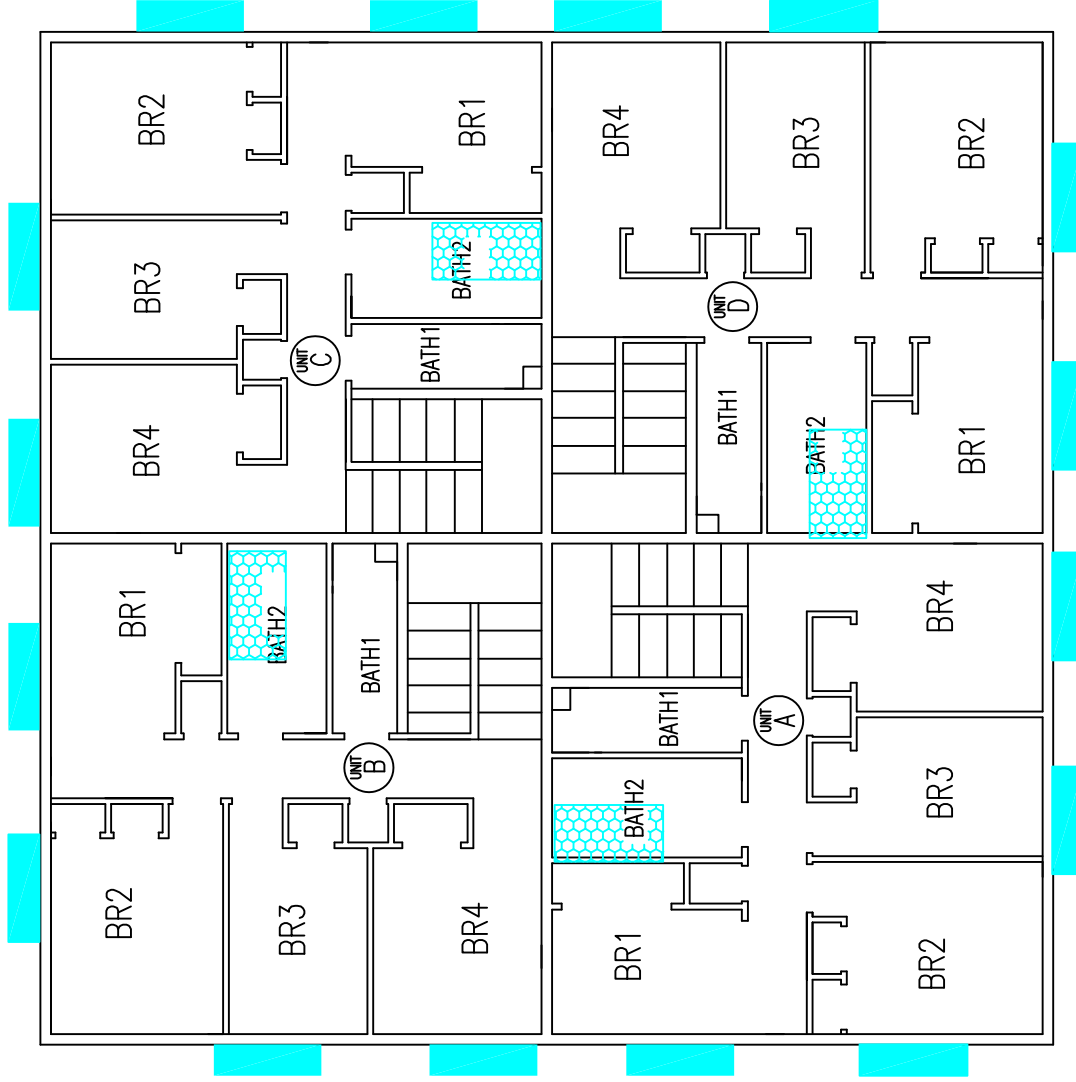
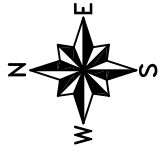


- LEAD-BASED PAINT ON EXTERIOR DOOR JAMBS
- TAN/WHITE LEAD-BASED PAINT ON LOWER SOFFIT

179 FIRST FLOOR
DRAWING NOT TO SCALE

DIAGRAM 179-11

LEAD-BASED PAINT LOCATIONS



- LEAD-BASED PAINT ON EXTERIOR VERTICAL WINDOW CASING (2"X6" BOARDS)

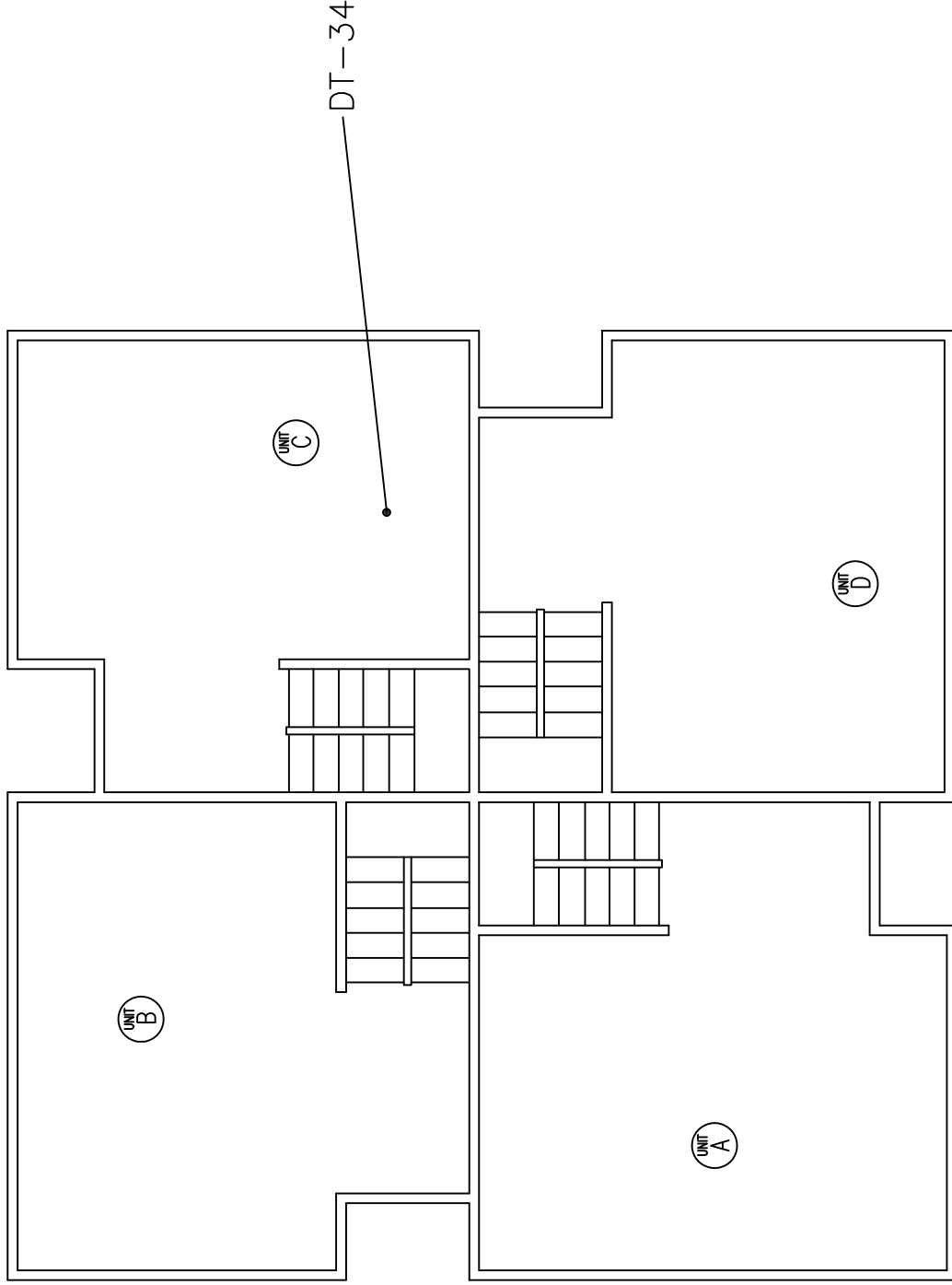
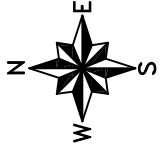


- LEAD-BASED PAINT ON TUB

179 SECOND FLOOR

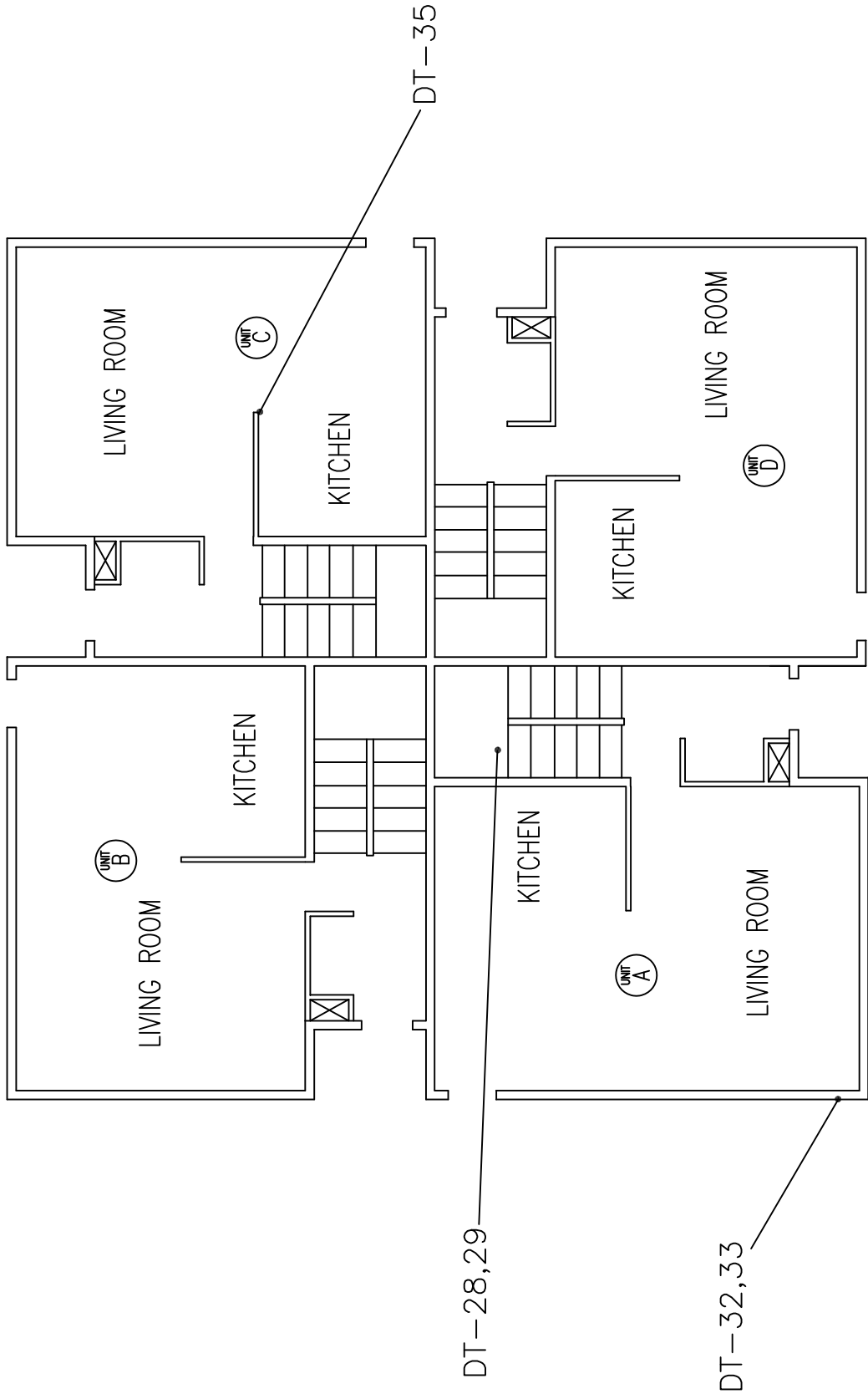
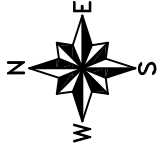
DRAWING NOT TO SCALE

DIAGRAM 183-1
SAMPLING LOCATIONS



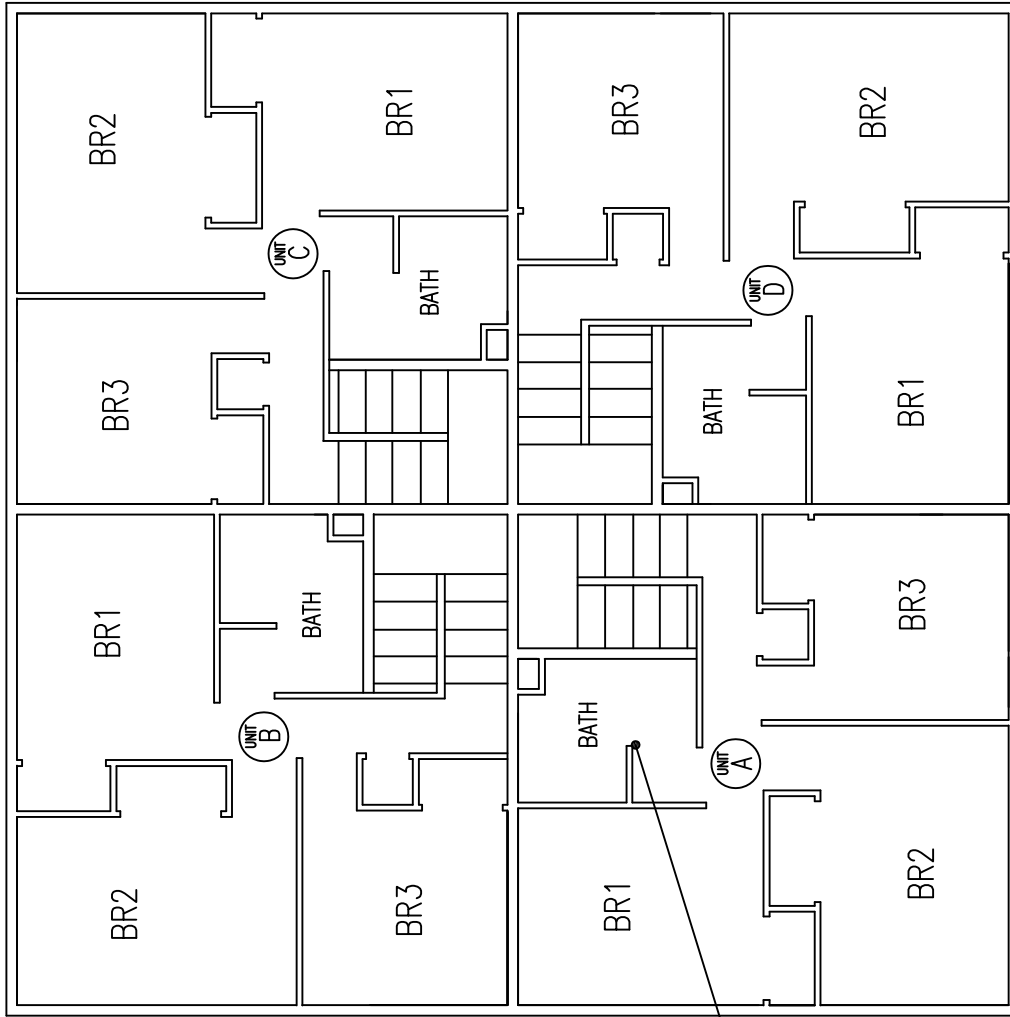
183 BASEMENT
DRAWING NOT TO SCALE

DIAGRAM 183-2
SAMPLING LOCATIONS



DT-31
183 FIRST FLOOR
DRAWING NOT TO SCALE

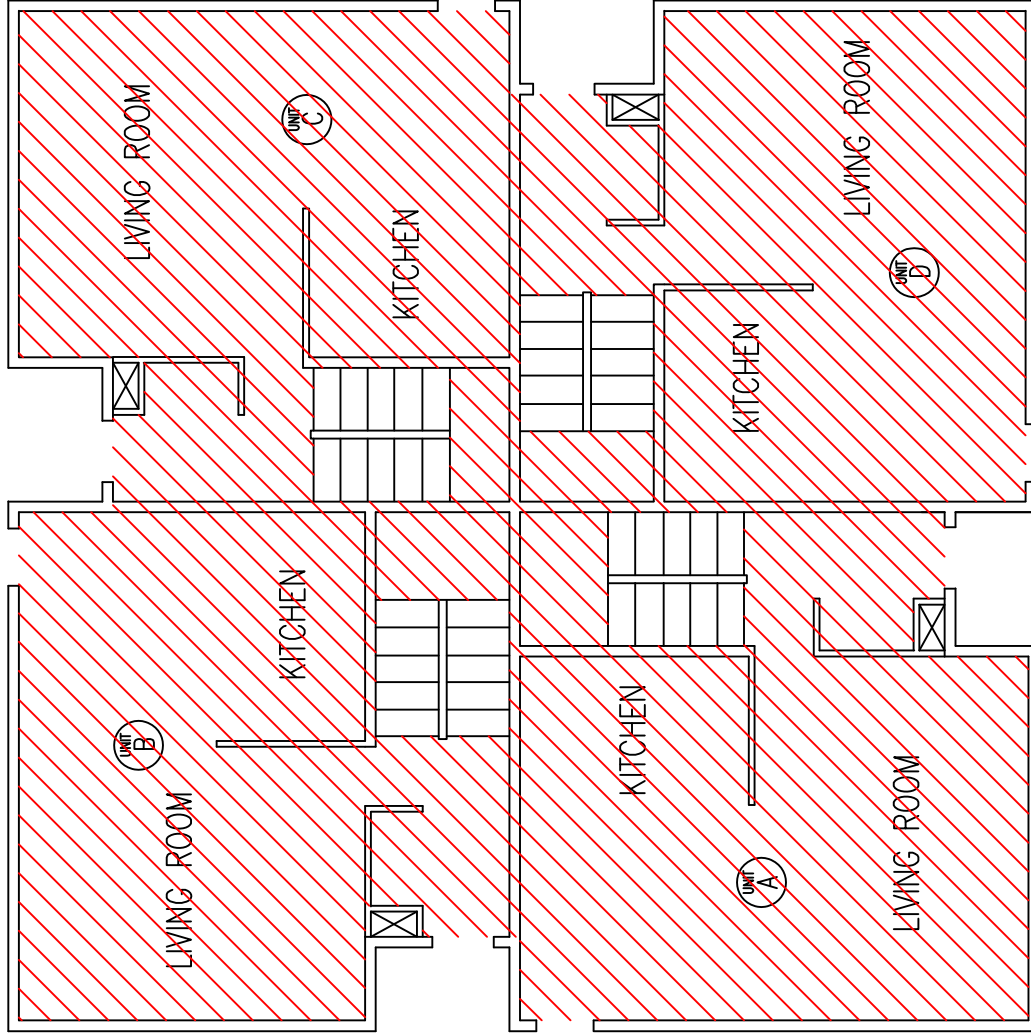
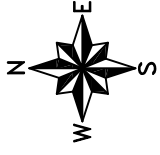
DIAGRAM 183-3
SAMPLING LOCATIONS



DT-30

183 SECOND FLOOR
DRAWING NOT TO SCALE

DIAGRAM 183-4
ASBESTOS FLOORING LOCATIONS

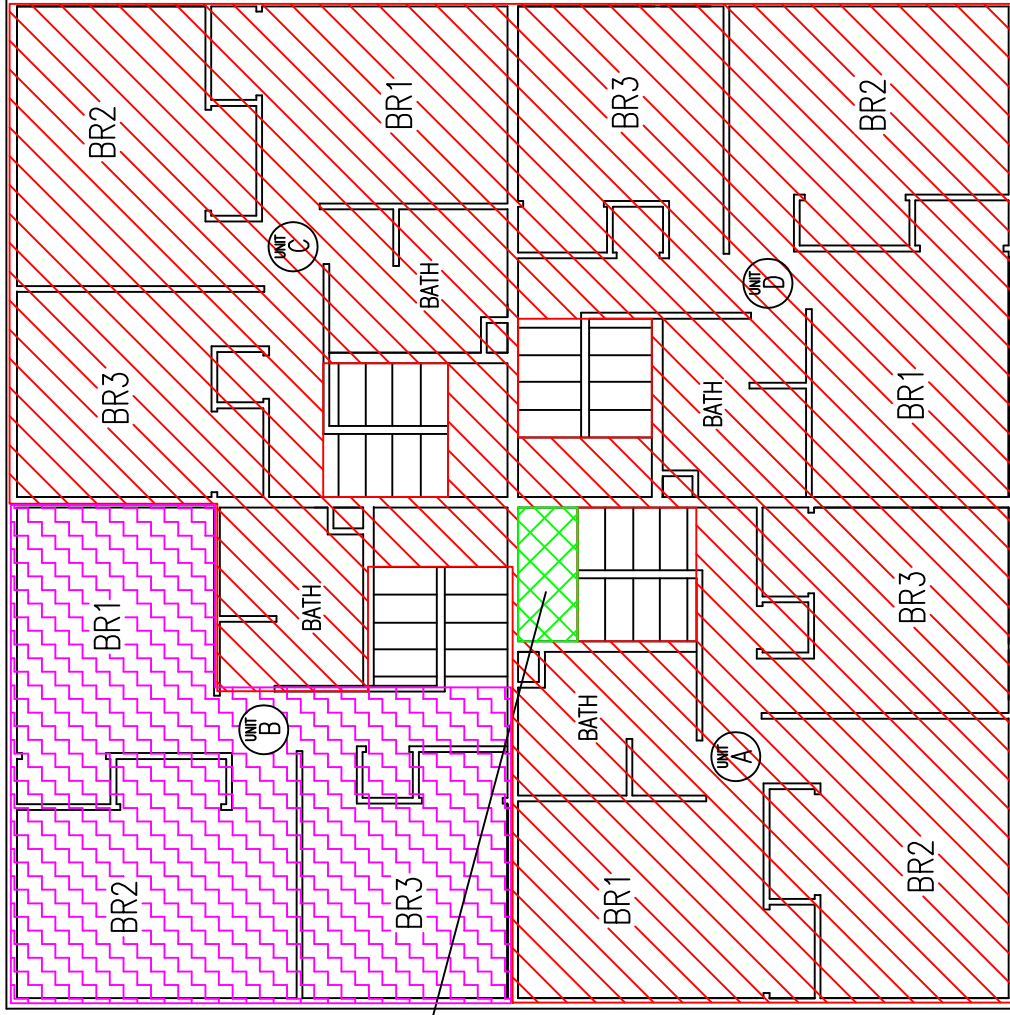
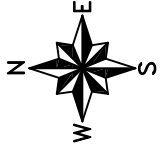


183 FIRST FLOOR
DRAWING NOT TO SCALE



-ASBESTOS FLOOR TILE MASTIC UNDER
NON-ASBESTOS FLOOR TILES

DIAGRAM 183-5 ASBESTOS FLOORING LOCATIONS



BETWEEN FIRST AND SECOND FLOORS

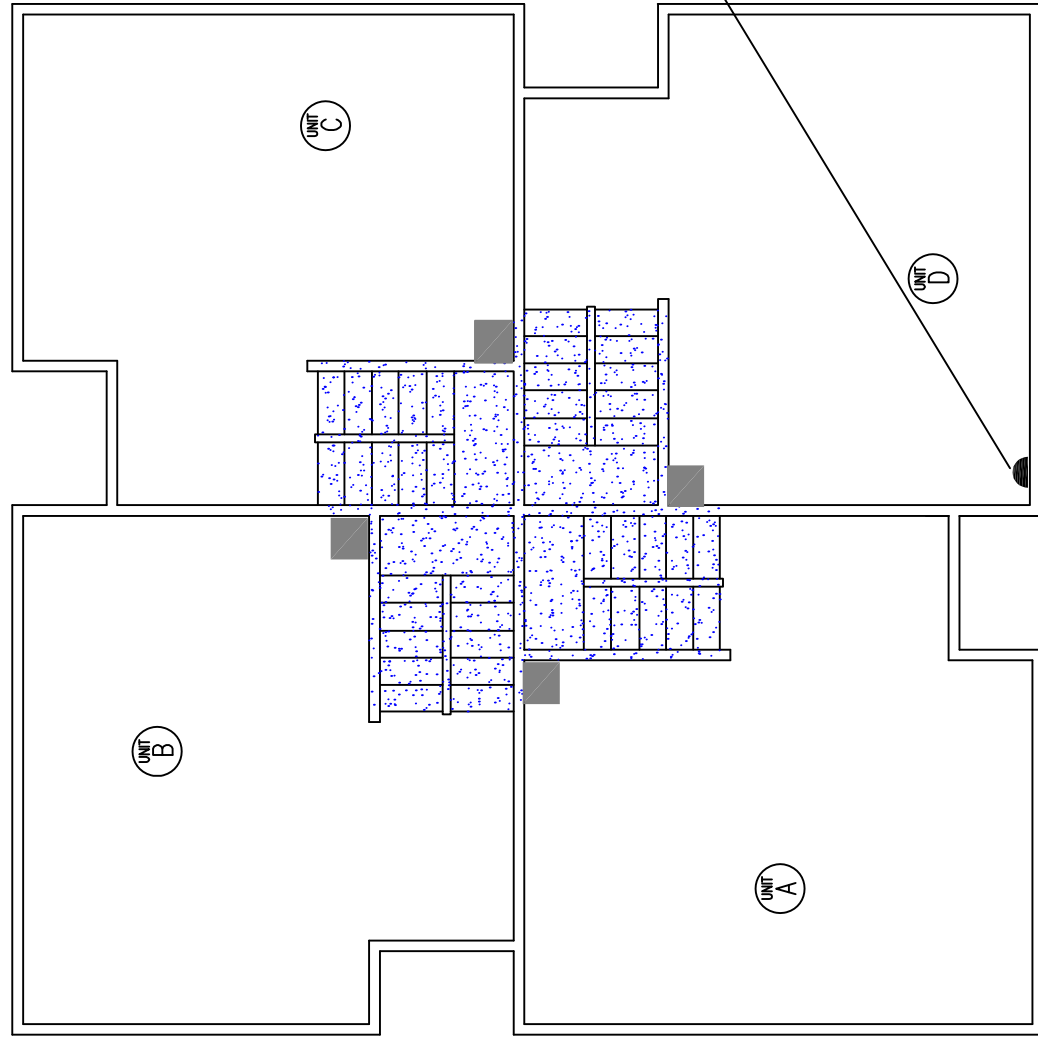
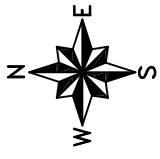


- ASBESTOS FLOOR TILE AND MASTIC
- ASBESTOS FLOOR TILE MASTIC UNDER NON-ASBESTOS FLOOR TILES
- ASBESTOS FLOOR TILE MASTIC UNDER TWO LAYERS OF NON-ASBESTOS FLOOR TILE & A LAYER OF 1/4" PLYWOOD

183 SECOND FLOOR

DRAWING NOT TO SCALE

DIAGRAM 183-6
ASBESTOS TAPING COMPOUND LOCATIONS



ELECTRICAL CONDUIT
PENETRATION PUTTY

183 BASEMENT
DRAWING NOT TO SCALE

- -ASBESTOS FLUE PACKING/MORTAR AT LOWER (OLD) HOLE
- ▨ -ASBESTOS TAPING/JOINT COMPOUND

DIAGRAM 183-7

ASBESTOS TAPING COMPOUND LOCATIONS



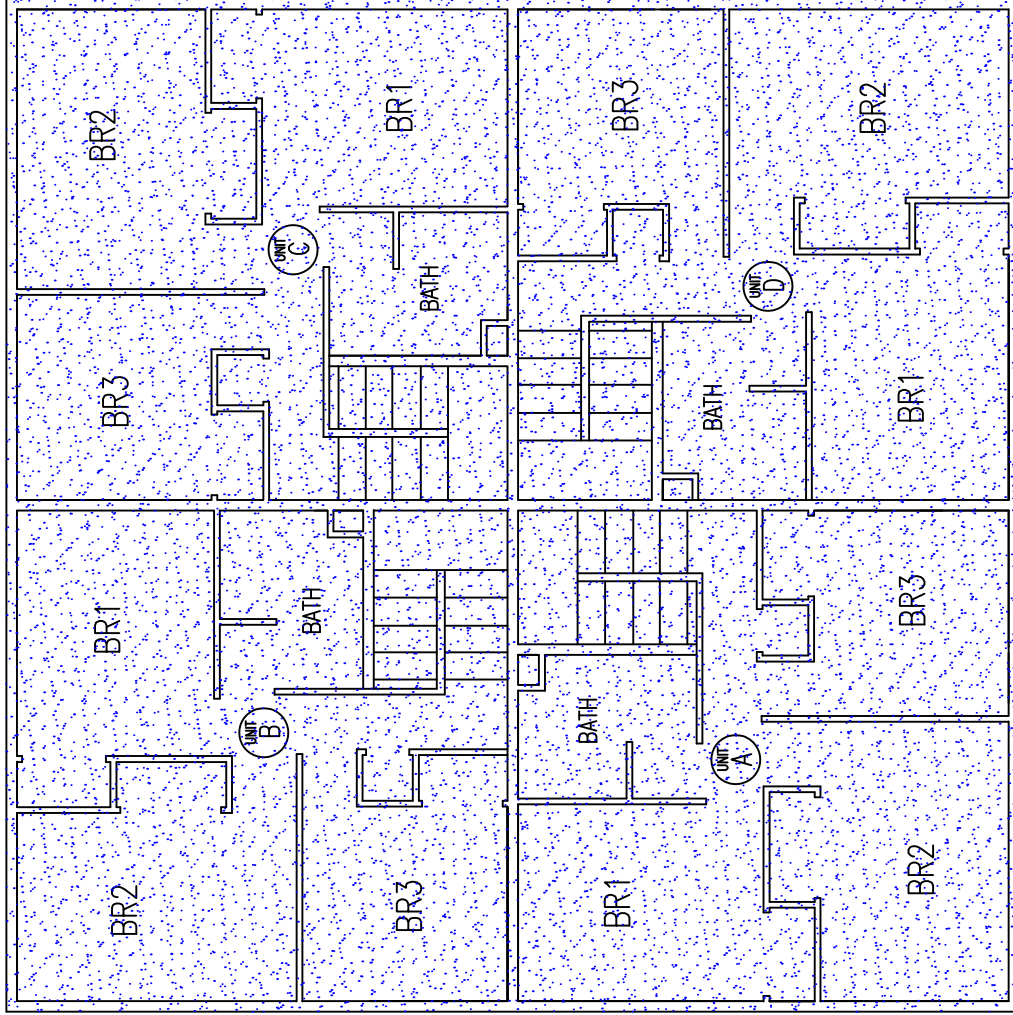
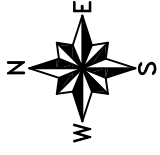
183 FIRST FLOOR

DRAWING NOT TO SCALE



-ASBESTOS TAPING/JOINT COMPOUND

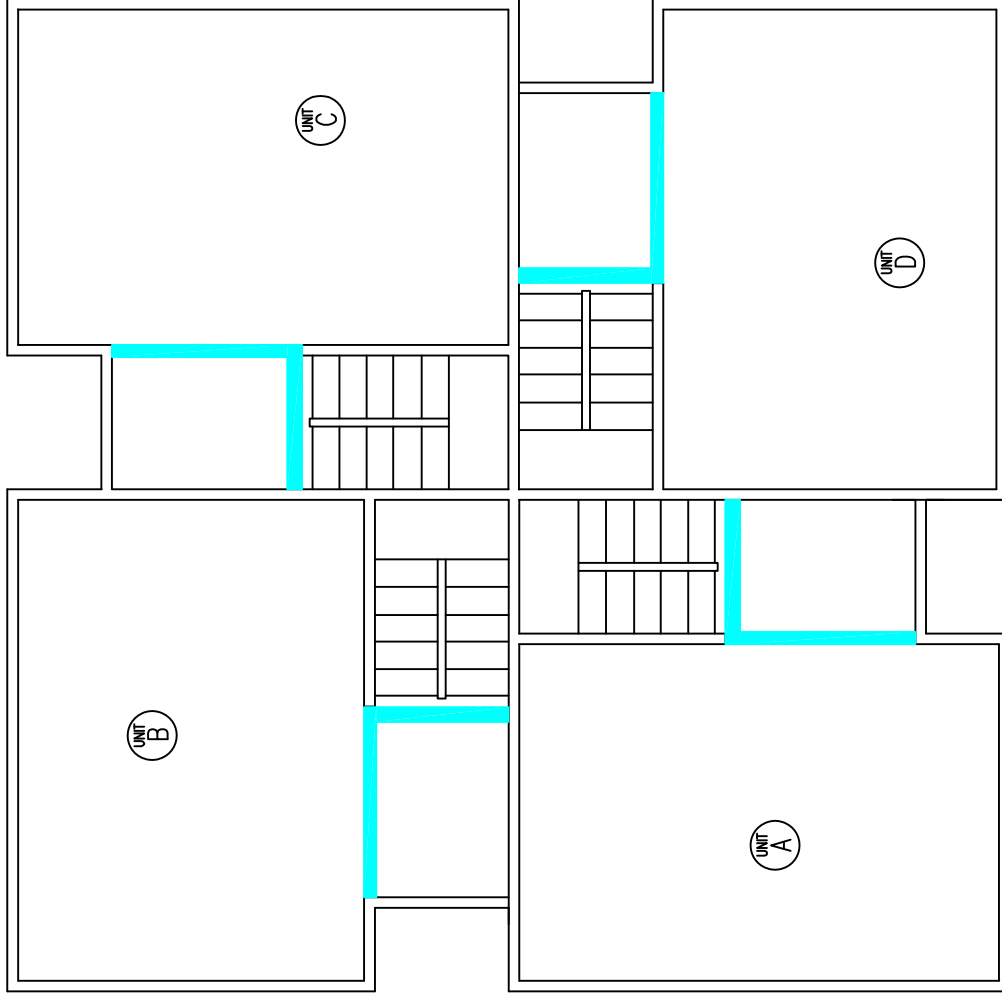
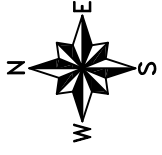
DIAGRAM 183-8
ASBESTOS TAPING COMPOUND LOCATIONS



-ASBESTOS TAPING/JOINT COMPOUND

183 SECOND FLOOR
DRAWING NOT TO SCALE

DIAGRAM 183-9
LEAD-BASED PAINT LOCATIONS

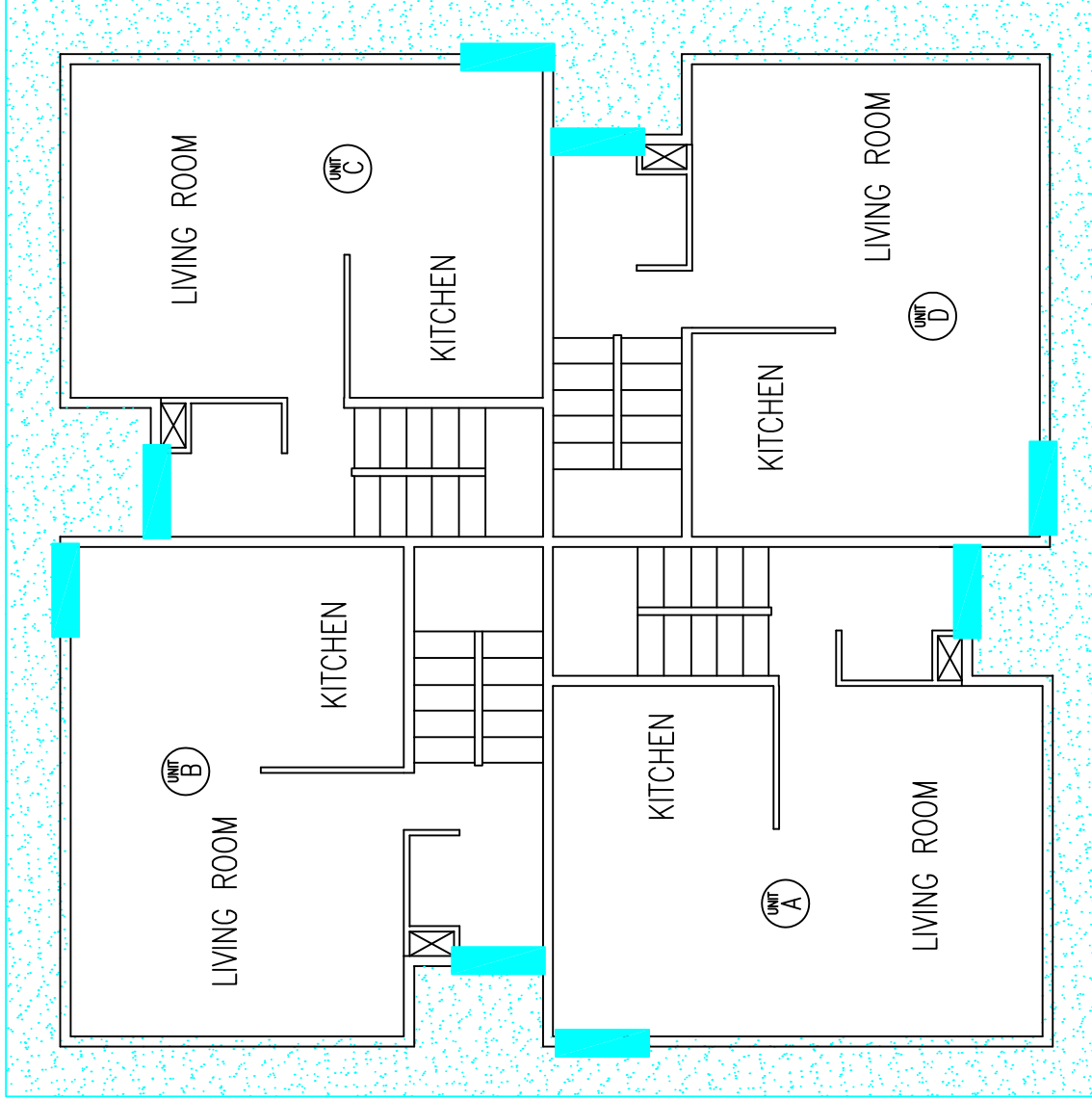
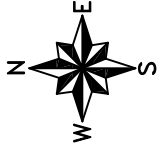


183 BASEMENT
DRAWING NOT TO SCALE



- LEAD-BASED PAINT ON STEEL BEAMS

DIAGRAM 183-10 SAMPLING LOCATIONS

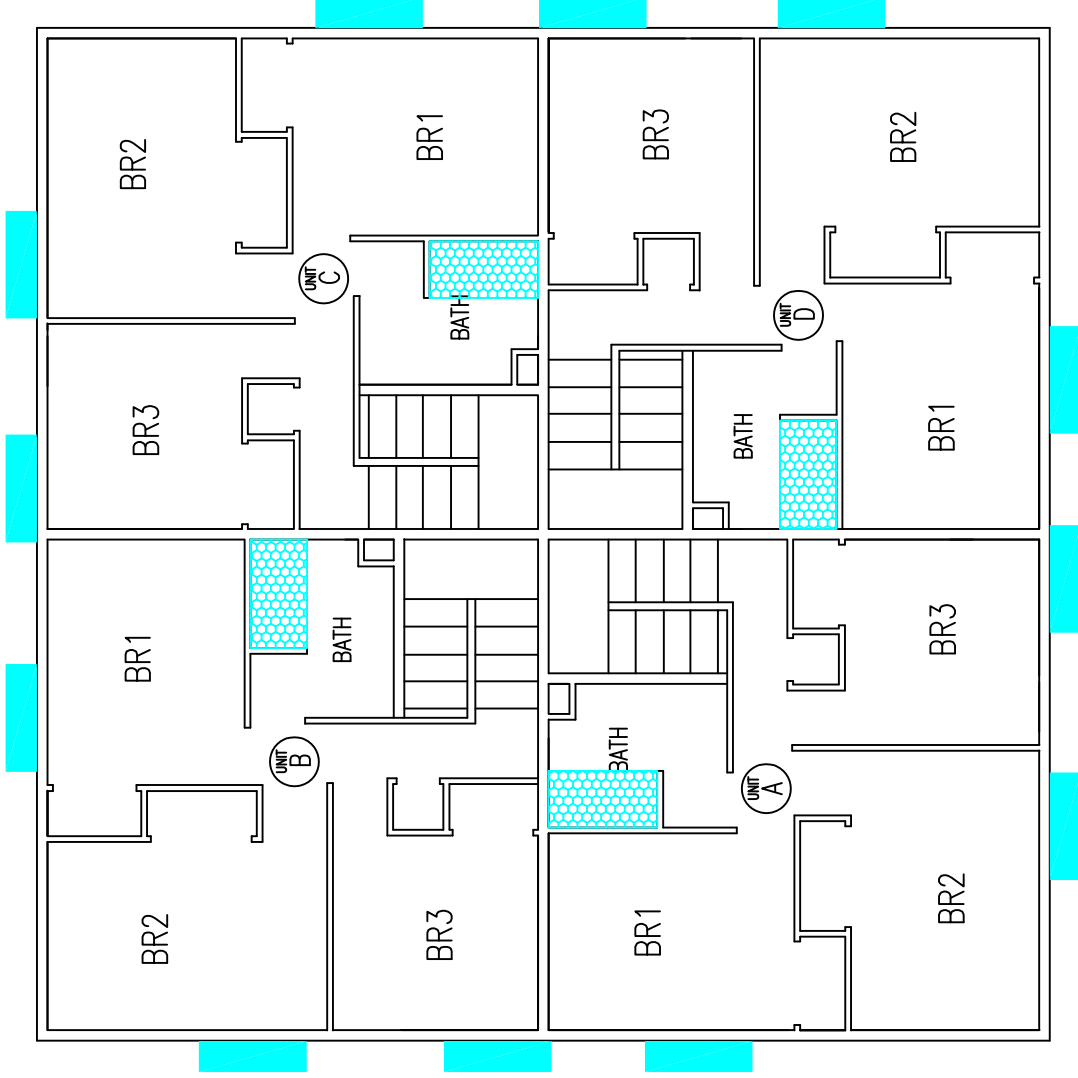
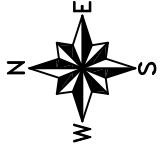


— LEAD-BASED PAINT ON EXTERIOR
DOOR JAMBS

— TAN/WHITE LEAD-BASED PAINT ON
LOWER SOFFIT

183 FIRST FLOOR
DRAWING NOT TO SCALE

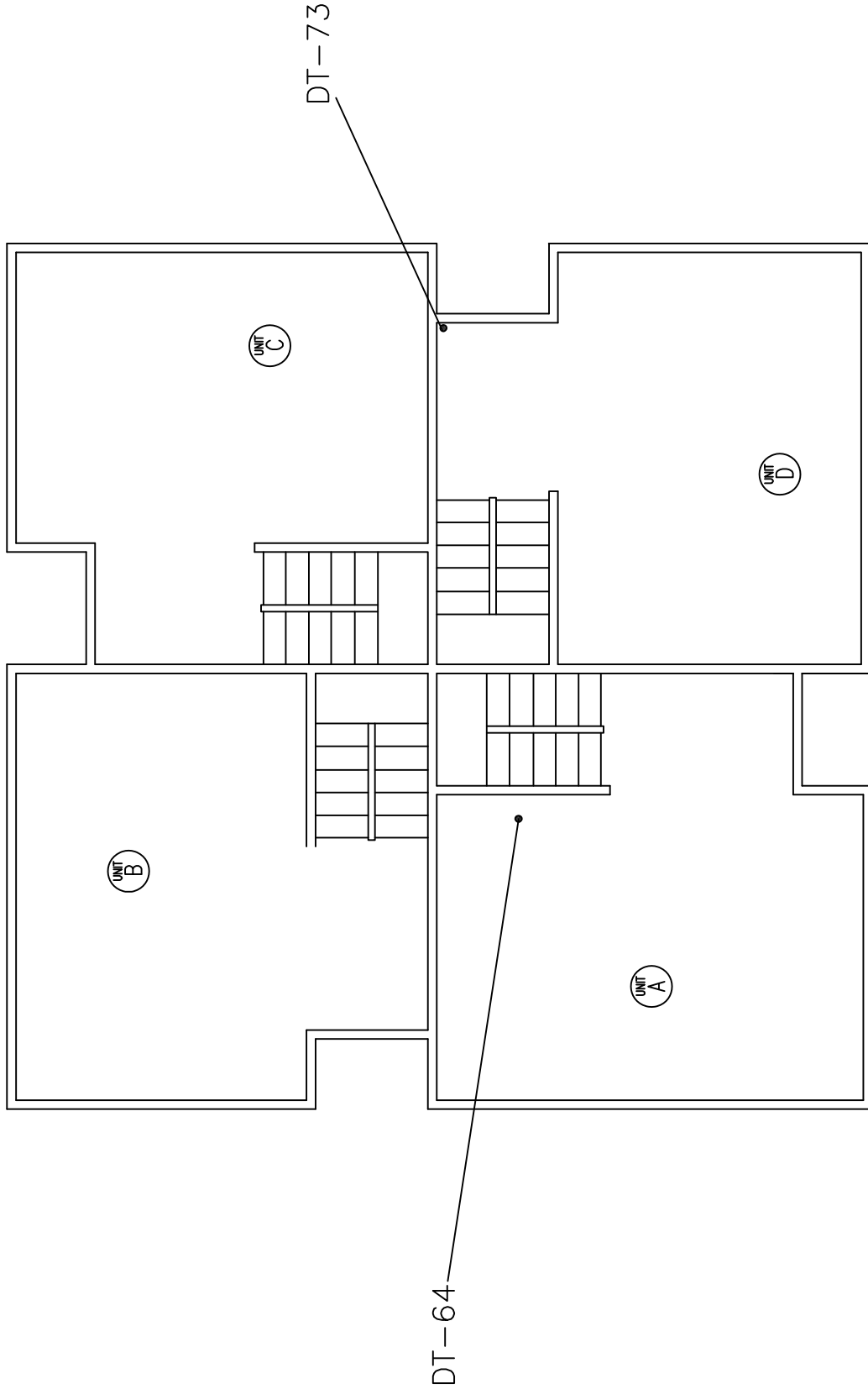
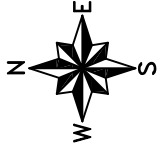
DIAGRAM 183-11
 LEAD-BASED PAINT LOCATIONS



— LEAD-BASED PAINT ON EXTERIOR
 VERTICAL WINDOW CASING (2"X6" BOARDS)
 — LEAD-BASED PAINT ON TUB

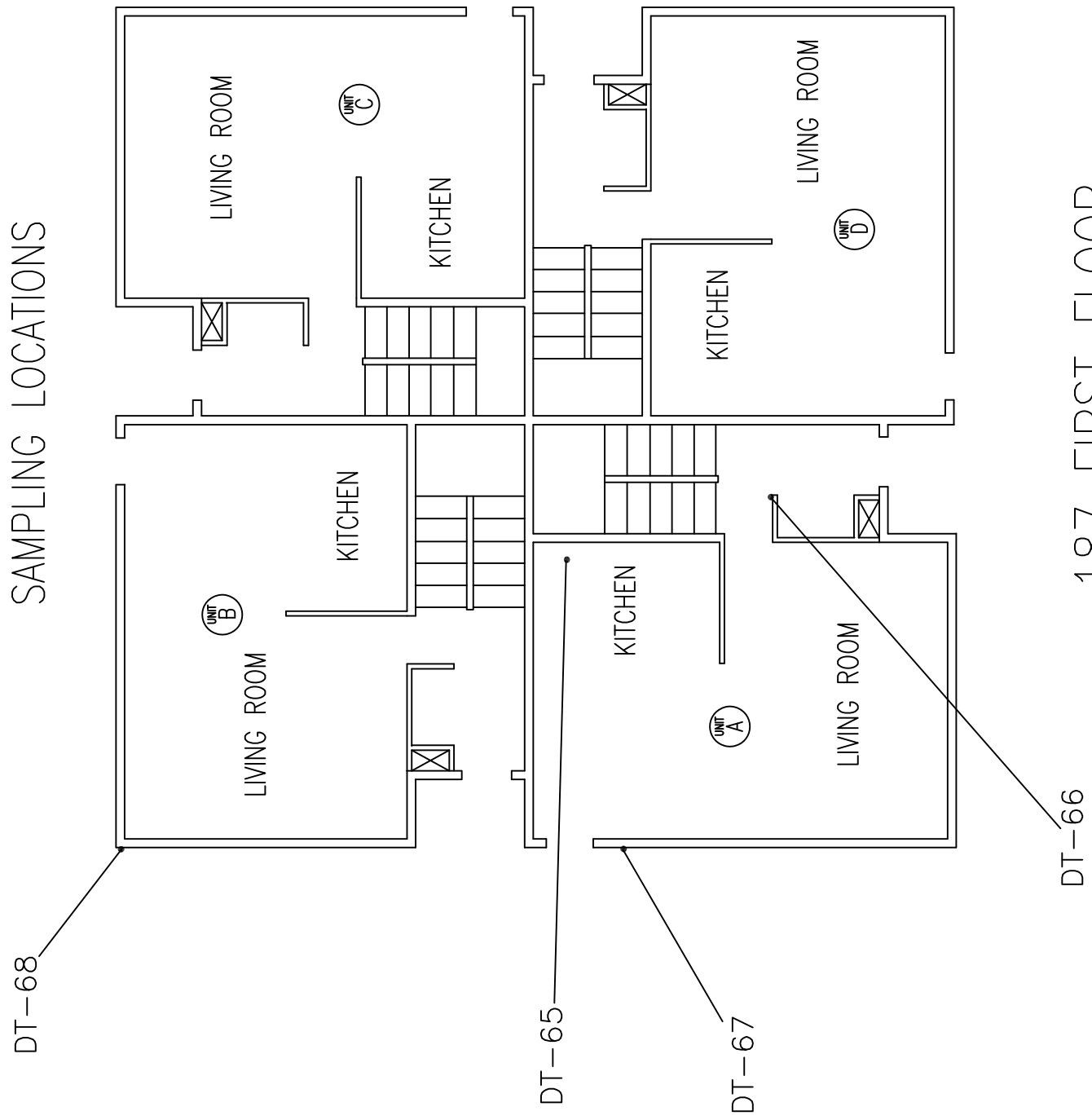
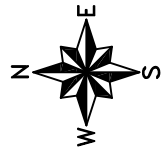
183 SECOND FLOOR
 DRAWING NOT TO SCALE

DIAGRAM 187-1
SAMPLING LOCATIONS



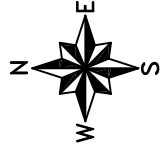
187 BASEMENT
DRAWING NOT TO SCALE

DIAGRAM 187-2
SAMPLING LOCATIONS

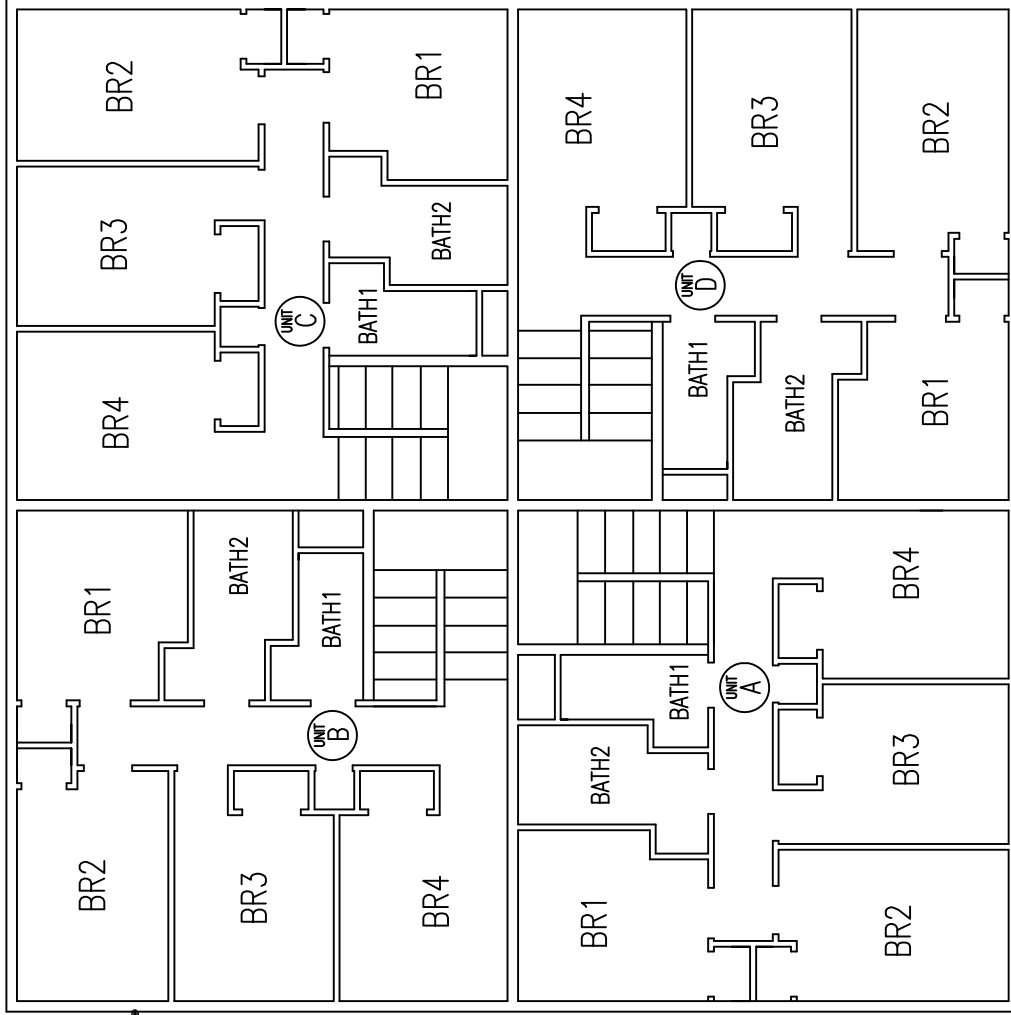


187 FIRST FLOOR
DRAWING NOT TO SCALE

DIAGRAM 187-3
SAMPLING LOCATIONS

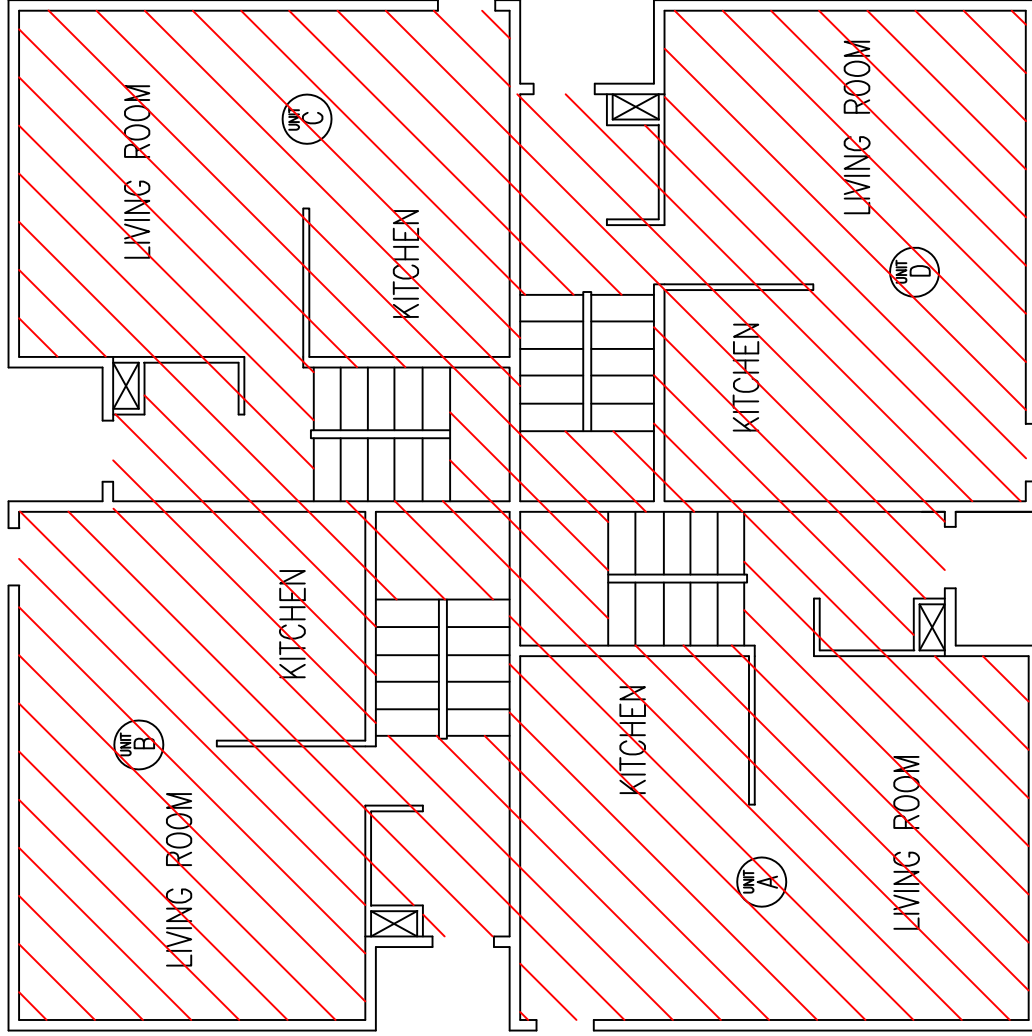
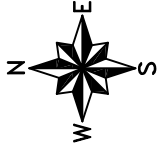


DT-69,70,71,72



187 SECOND FLOOR
DRAWING NOT TO SCALE

DIAGRAM 187-4
ASBESTOS FLOORING LOCATIONS

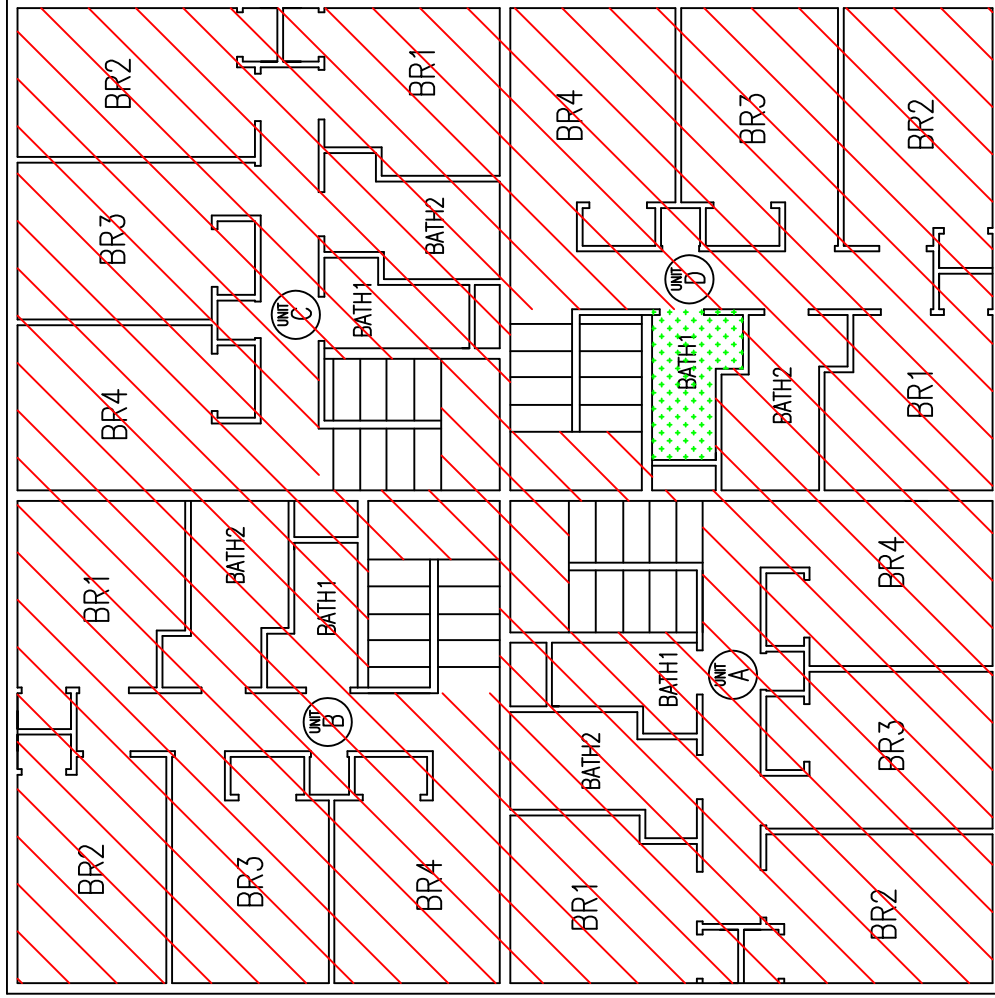
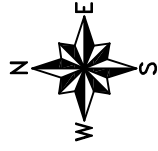


187 FIRST FLOOR
DRAWING NOT TO SCALE



-ASBESTOS FLOOR TILE MASTIC UNDER
NON-ASBESTOS FLOOR TILES

DIAGRAM 187-5 ASBESTOS FLOORING LOCATIONS



187 SECOND FLOOR

DRAWING NOT TO SCALE

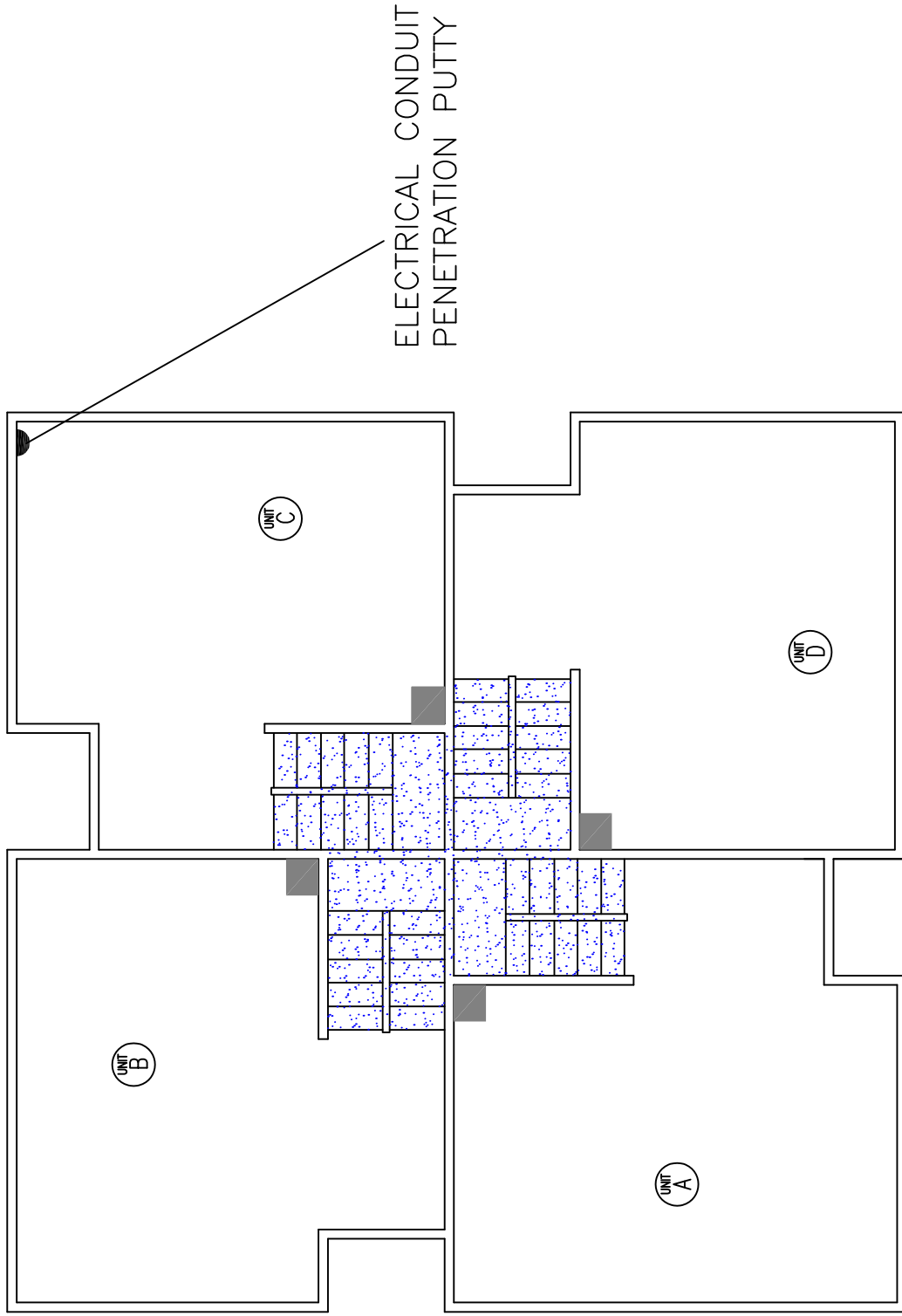
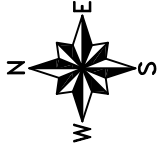


-ASBESTOS FLOOR TILE MASTIC UNDER
NON-ASBESTOS FLOOR TILES UNDER
NON-ASBESTOS SHEET FLOORING



-ASBESTOS FLOOR TILE MASTIC UNDER
NON-ASBESTOS FLOOR TILES

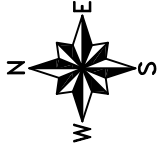
DIAGRAM 187-6
TAPING COMPOUND LOCATIONS



- ASBESTOS FLUE PACKING/MORTAR AT LOWER (OLD) HOLE
- ASBESTOS TAPING/JOINT COMPOUND

187 BASEMENT
DRAWING NOT TO SCALE

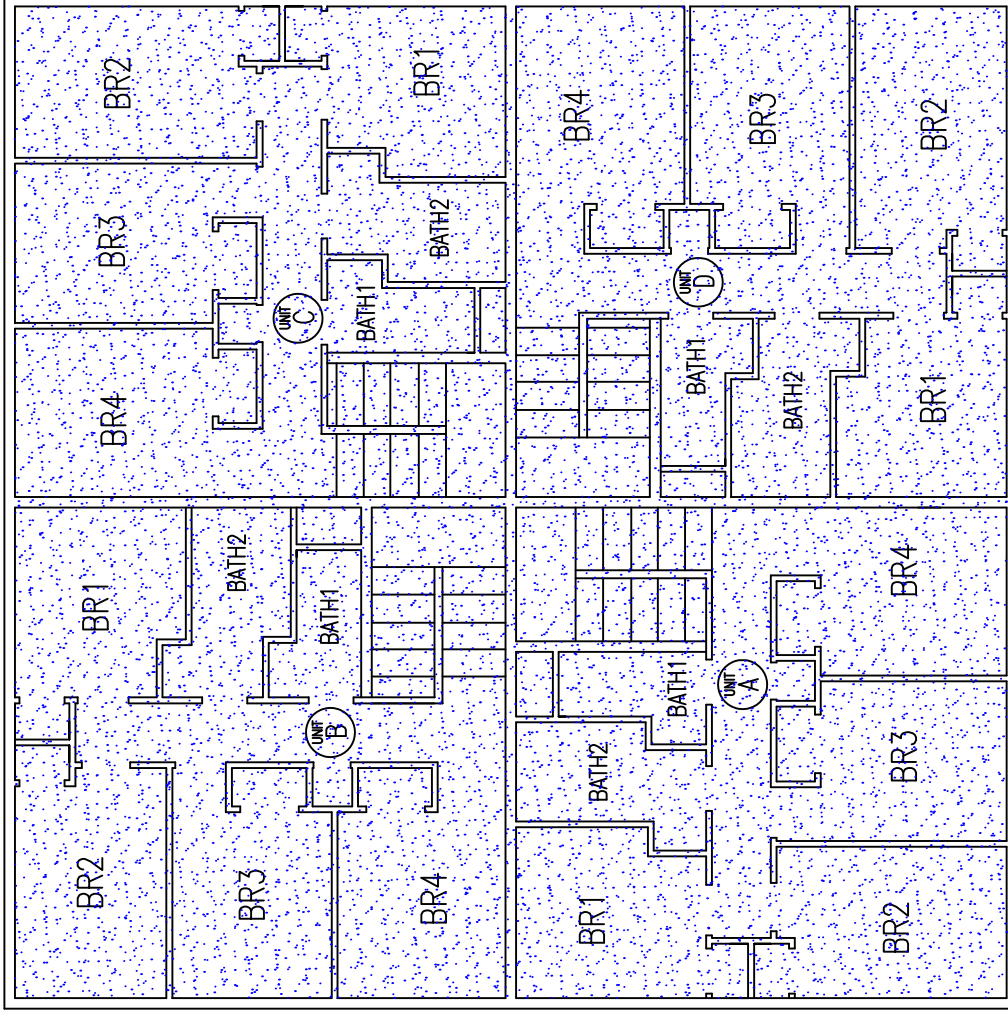
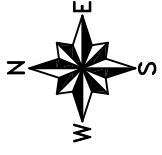
DIAGRAM 187-7
TAPING COMPOUND LOCATIONS



-ASBESTOS TAPING/JOINT COMPOUND

187 FIRST FLOOR
DRAWING NOT TO SCALE

DIAGRAM 187-8
TAPING COMPOUND LOCATIONS

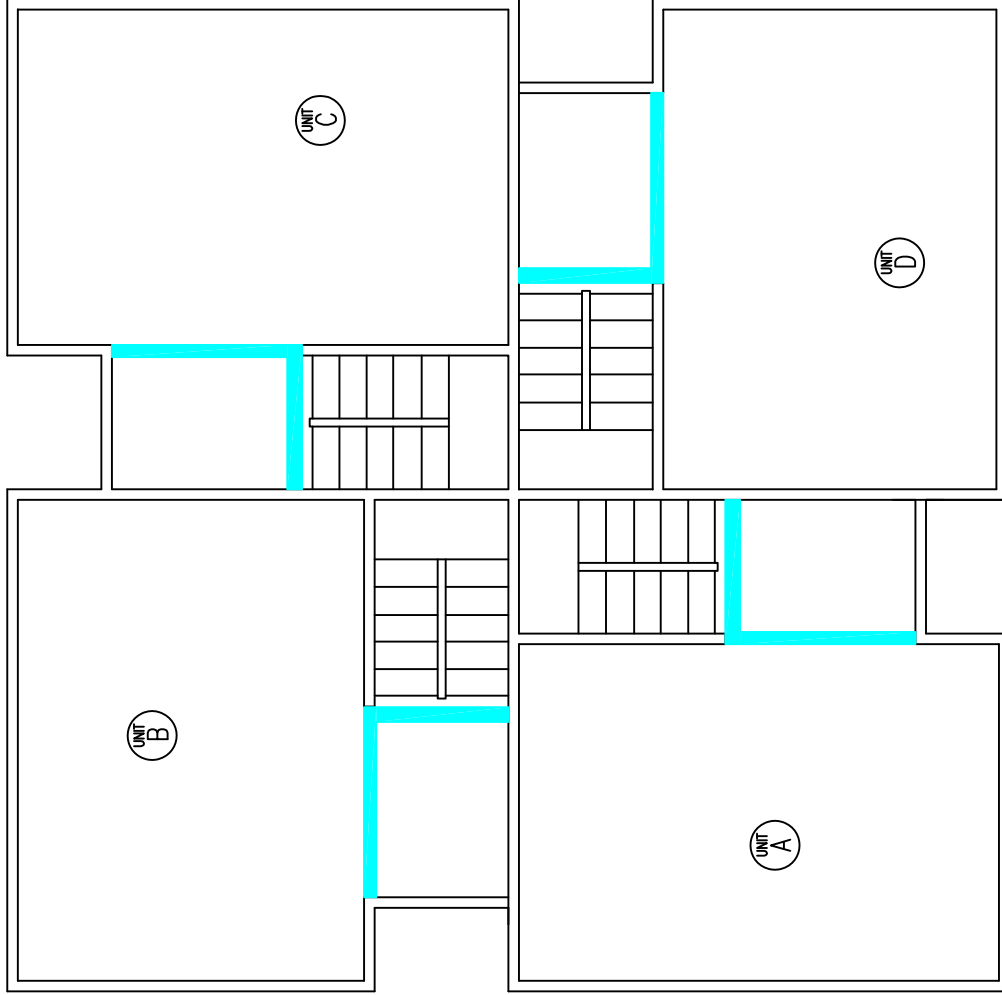
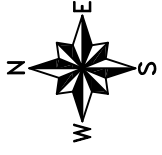


187 SECOND FLOOR
DRAWING NOT TO SCALE



-ASBESTOS TAPING/JOINT COMPOUND

DIAGRAM 187-9
LEAD-BASED PAINT LOCATIONS

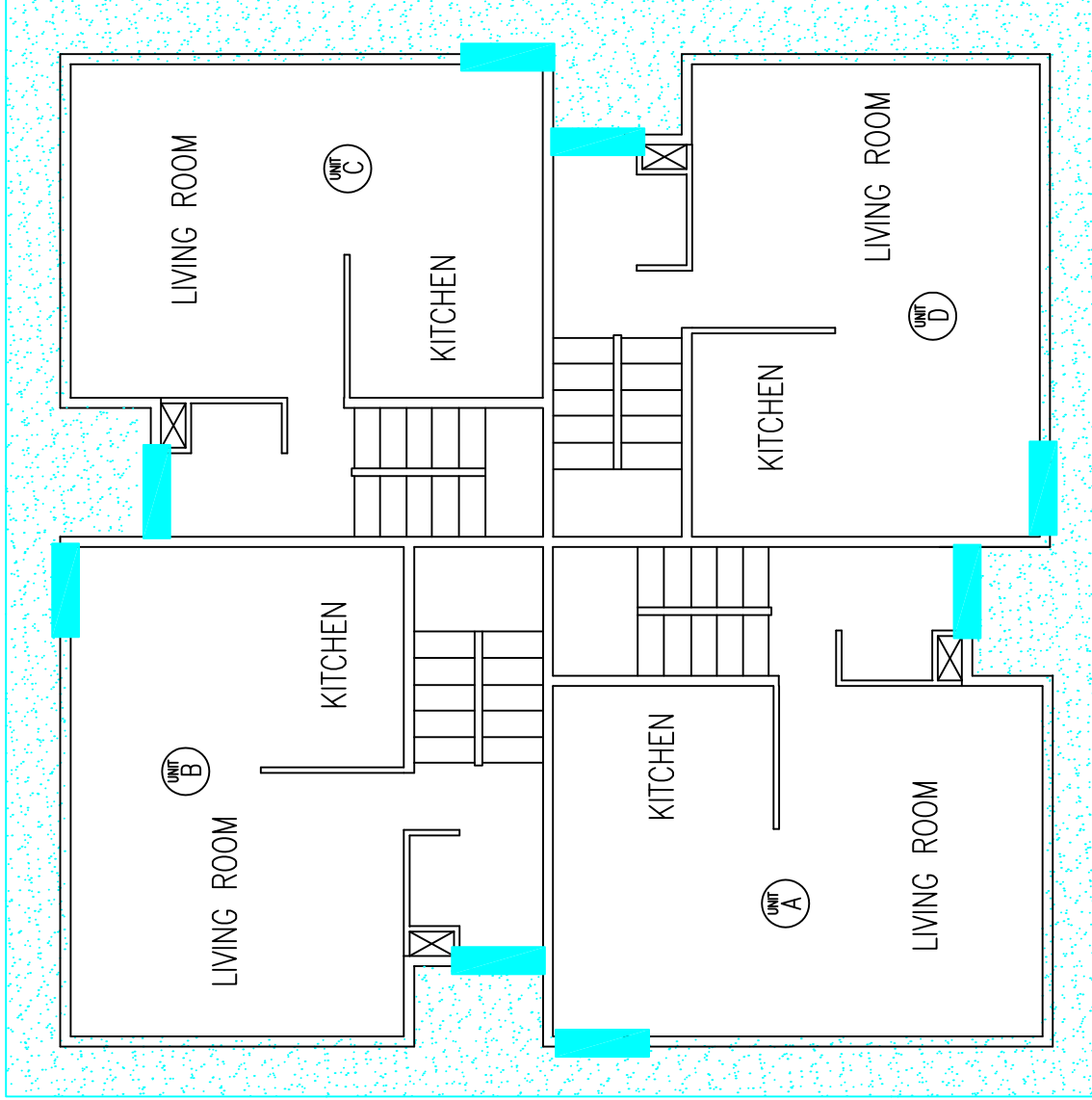
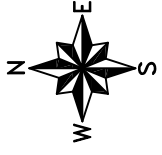


187 BASEMENT
DRAWING NOT TO SCALE



- LEAD-BASED PAINT ON STEEL BEAMS

DIAGRAM 187-10 SAMPLING LOCATIONS

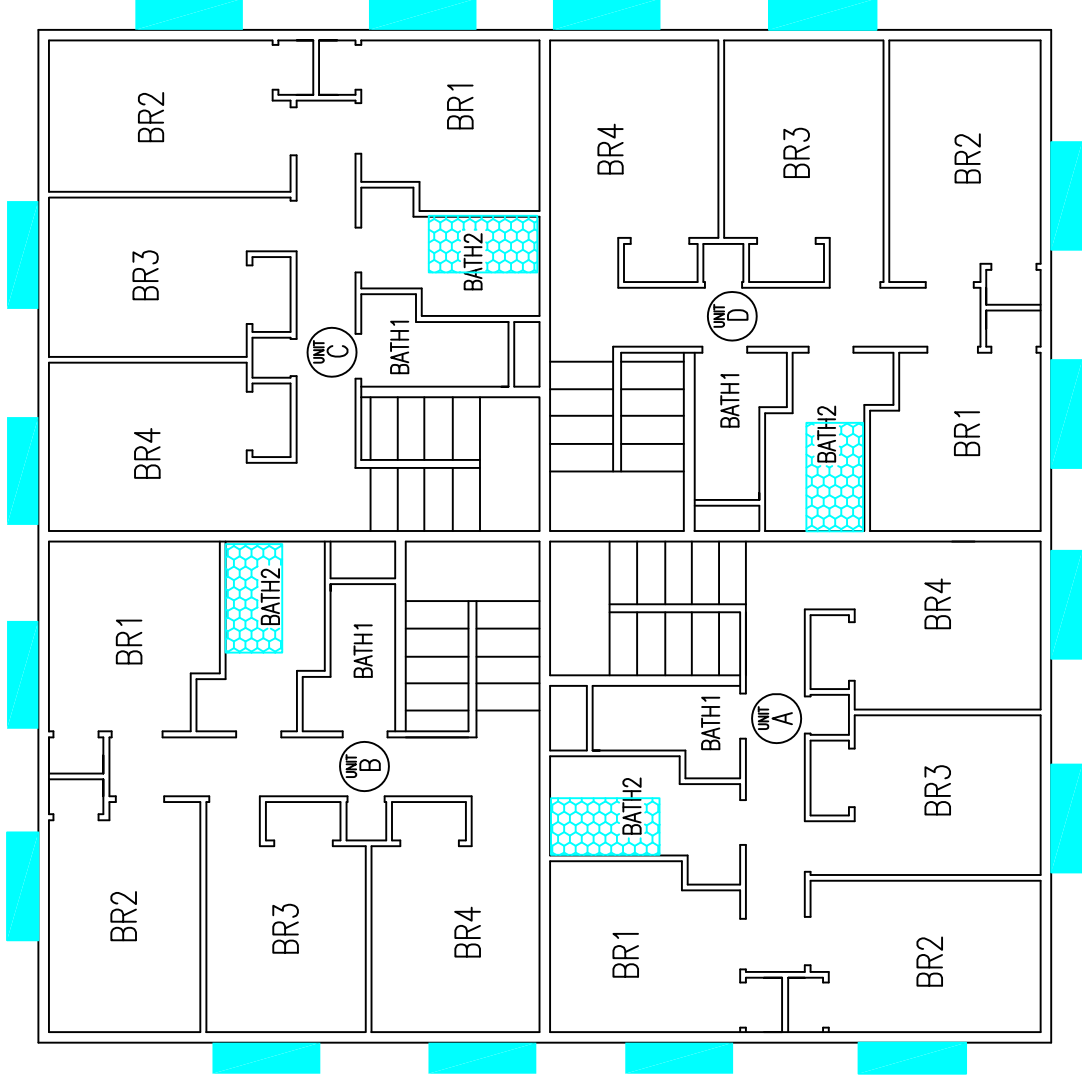
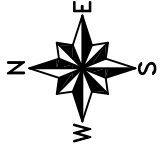


- LEAD-BASED PAINT ON EXTERIOR DOOR JAMBS
- TAN/WHITE LEAD-BASED PAINT ON LOWER SOFFIT

187 FIRST FLOOR
DRAWING NOT TO SCALE

DIAGRAM 187-11

LEAD-BASED PAINT LOCATIONS



-LEAD-BASED PAINT ON EXTERIOR VERTICAL WINDOW CASING (2"X6" BOARDS)

-LEAD-BASED PAINT ON TUB

187 SECOND FLOOR
DRAWING NOT TO SCALE

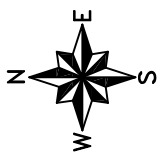
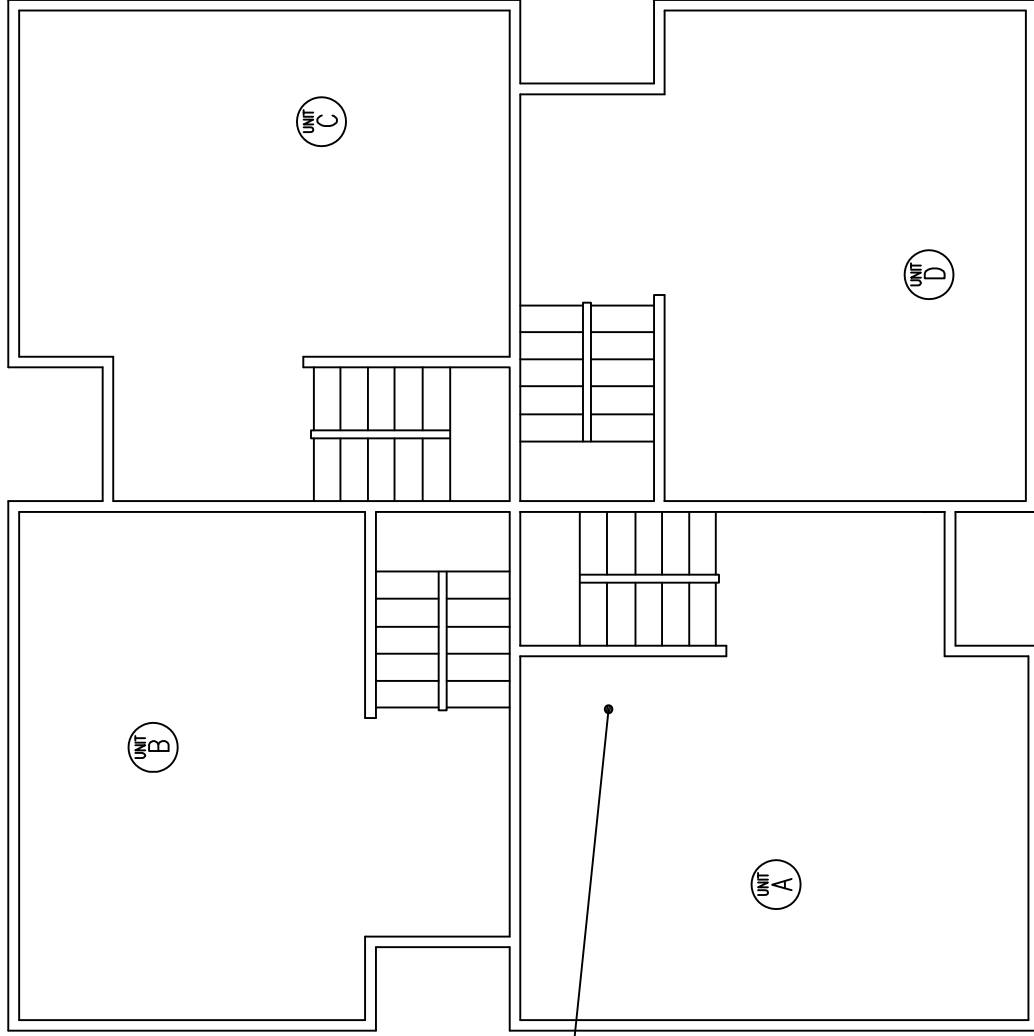


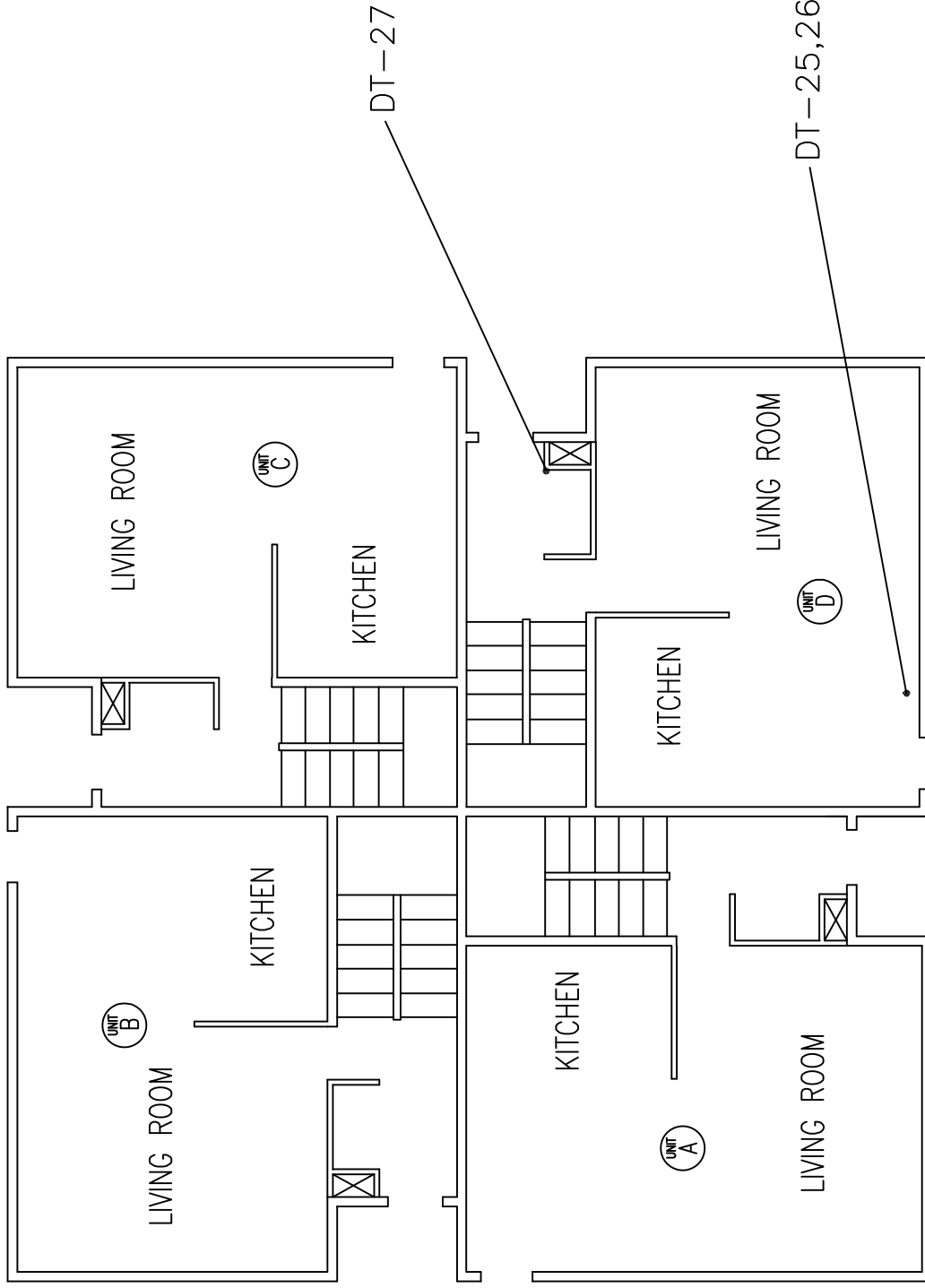
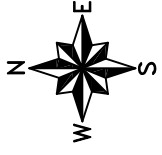
DIAGRAM 191-1
SAMPLING LOCATIONS



DT-23

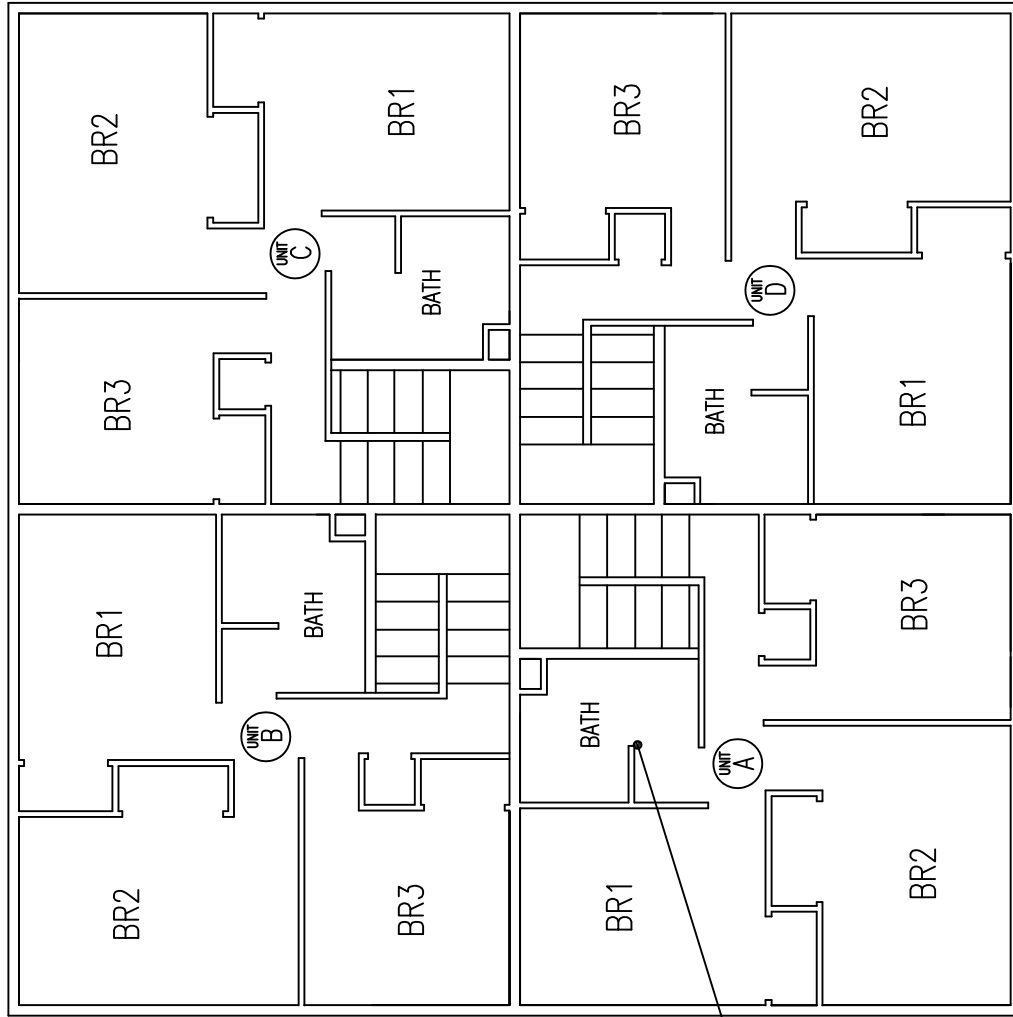
191 BASEMENT
DRAWING NOT TO SCALE

DIAGRAM 191-2
SAMPLING LOCATIONS



191 FIRST FLOOR
DRAWING NOT TO SCALE

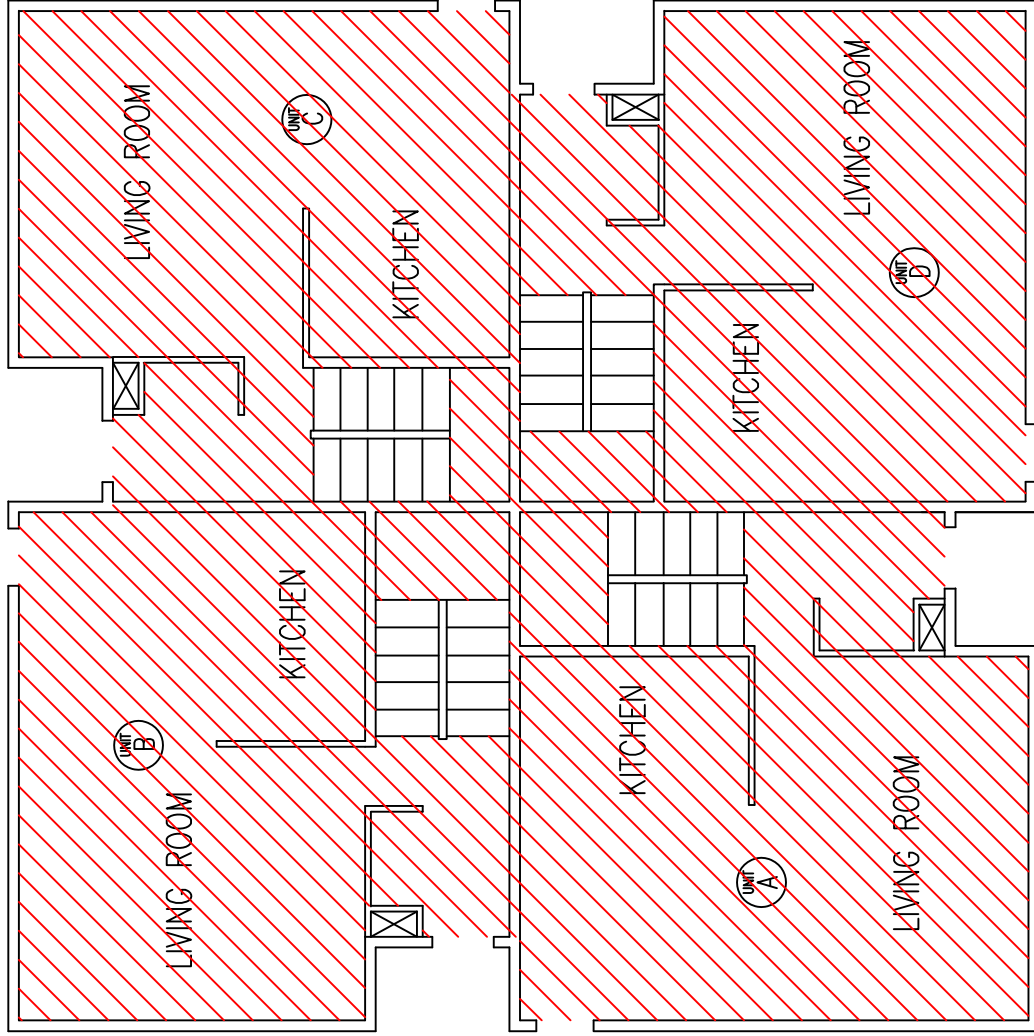
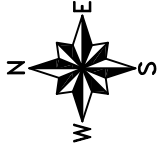
DIAGRAM 191-3
SAMPLING LOCATIONS



DT-24

191 SECOND FLOOR
DRAWING NOT TO SCALE

DIAGRAM 191-4
ASBESTOS FLOORING LOCATIONS

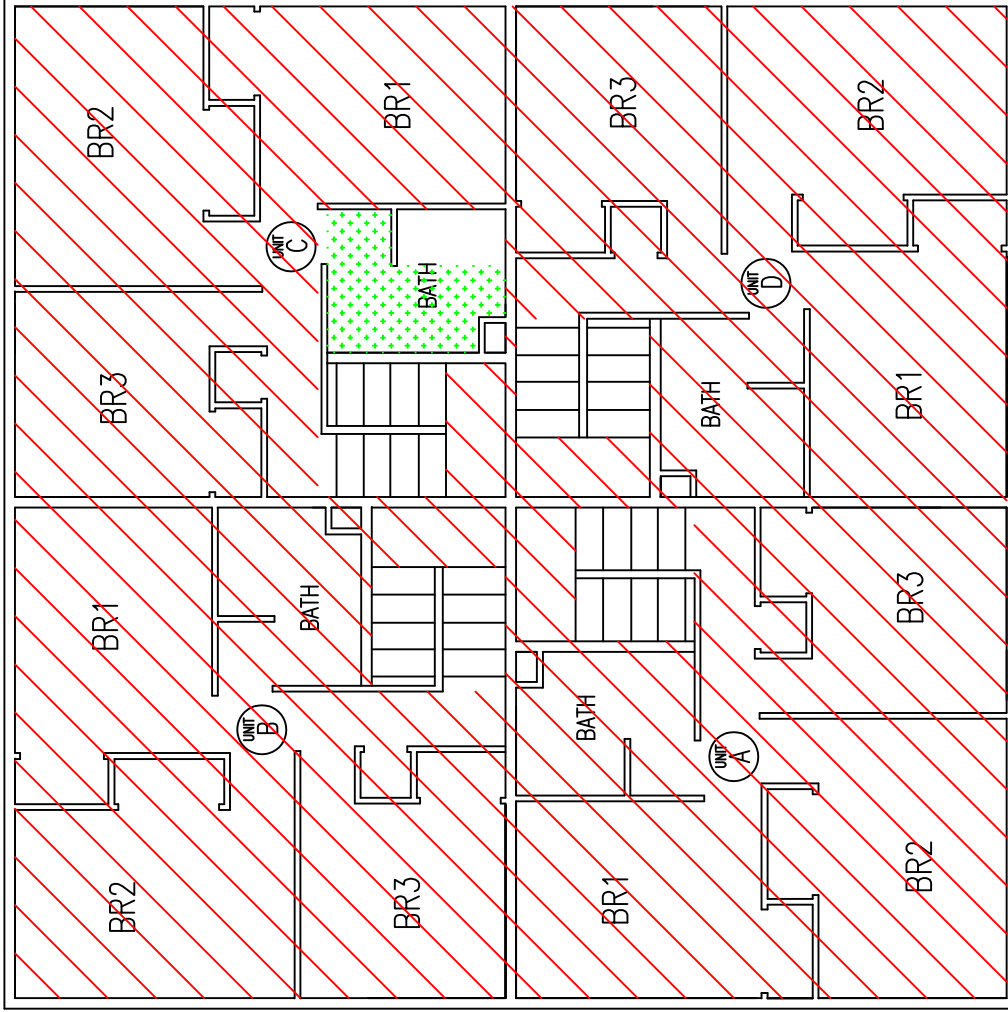
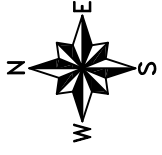


191 FIRST FLOOR
DRAWING NOT TO SCALE



-ASBESTOS FLOOR TILE MASTIC UNDER
NON-ASBESTOS FLOOR TILES

DIAGRAM 191-5 ASBESTOS FLOORING LOCATIONS



-ASBESTOS FLOOR TILE MASTIC UNDER
NON-ASBESTOS FLOOR TILES UNDER
NON-ASBESTOS SHEET FLOORING

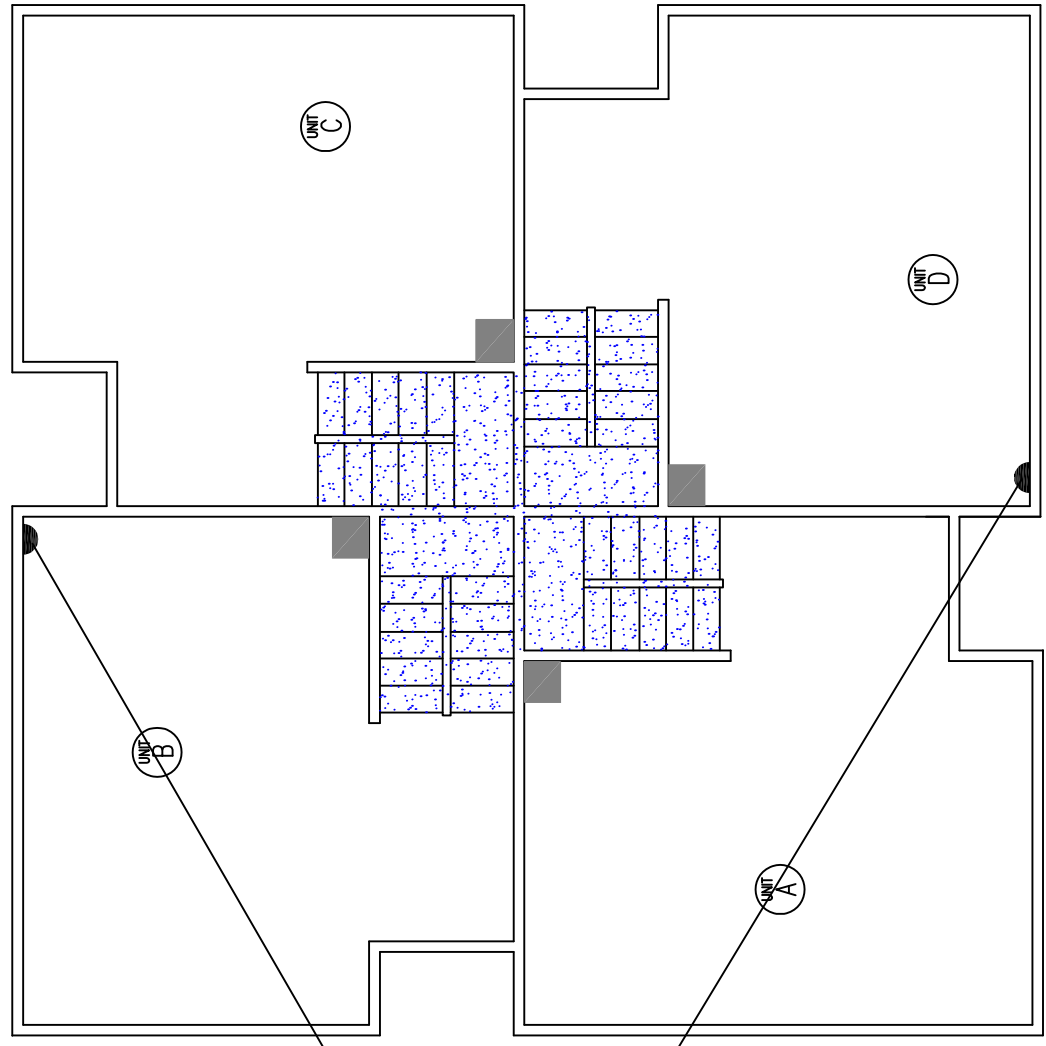
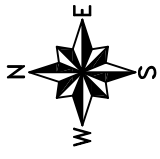


-ASBESTOS FLOOR TILE MASTIC UNDER
NON-ASBESTOS FLOOR TILES

191 SECOND FLOOR

DRAWING NOT TO SCALE

DIAGRAM 191-6
ASBESTOS TAPING COMPOUND LOCATIONS



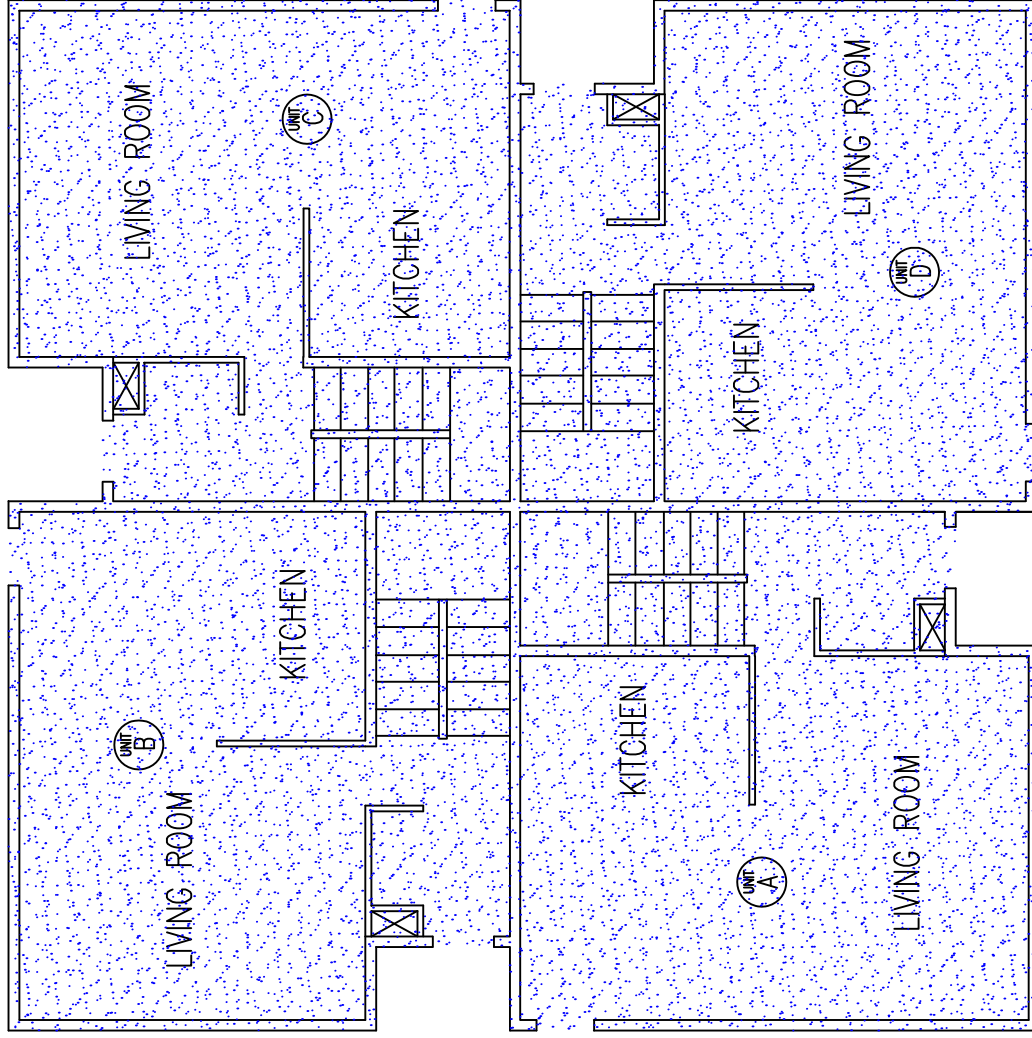
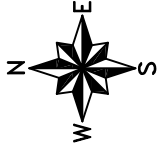
ELECTRICAL CONDUIT
PENETRATION PUTTY

-ASBESTOS FLUE PACKING/MORTAR
AT LOWER (OLD) HOLE

-ASBESTOS TAPING/JOINT COMPOUND

191 BASEMENT
DRAWING NOT TO SCALE

DIAGRAM 191-7
ASBESTOS TAPING COMPOUND LOCATIONS

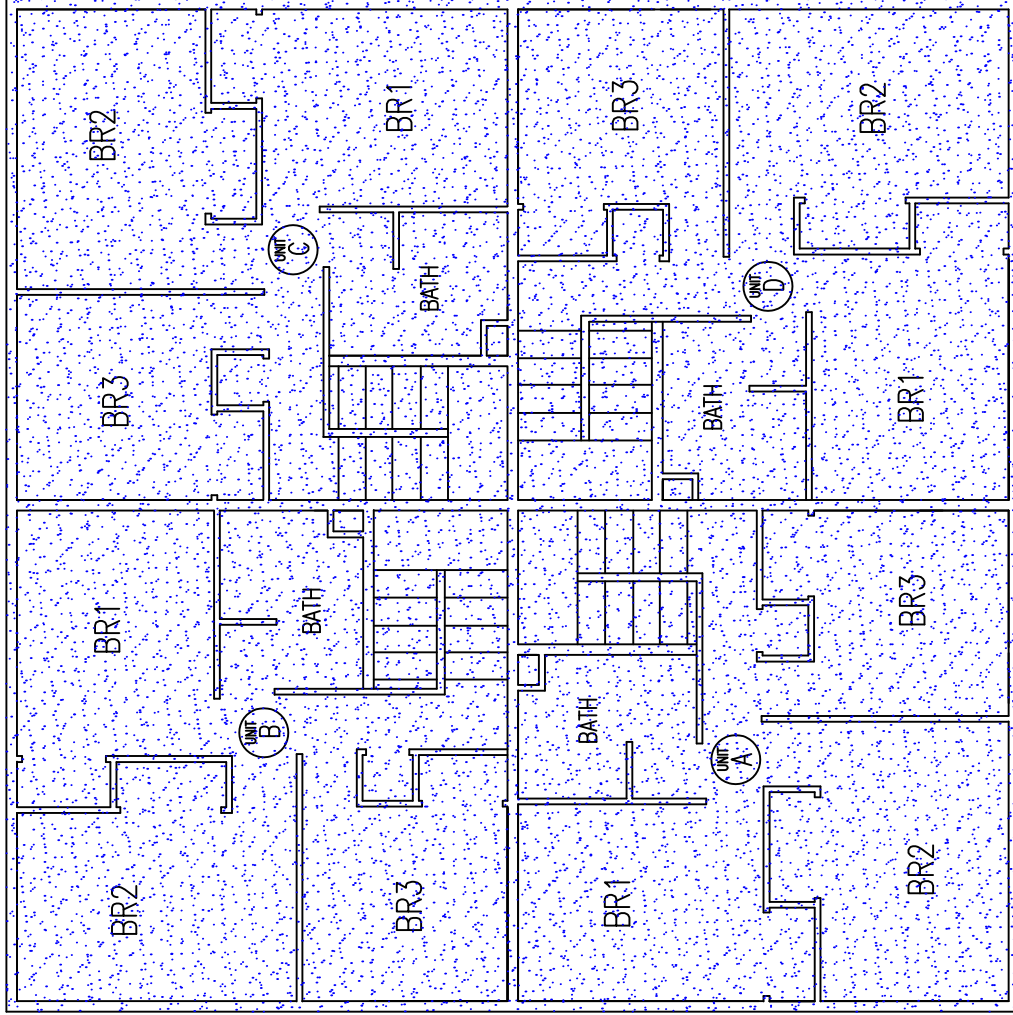
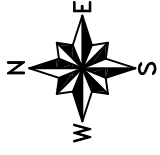


191 FIRST FLOOR
DRAWING NOT TO SCALE



-ASBESTOS TAPING/JOINT COMPOUND

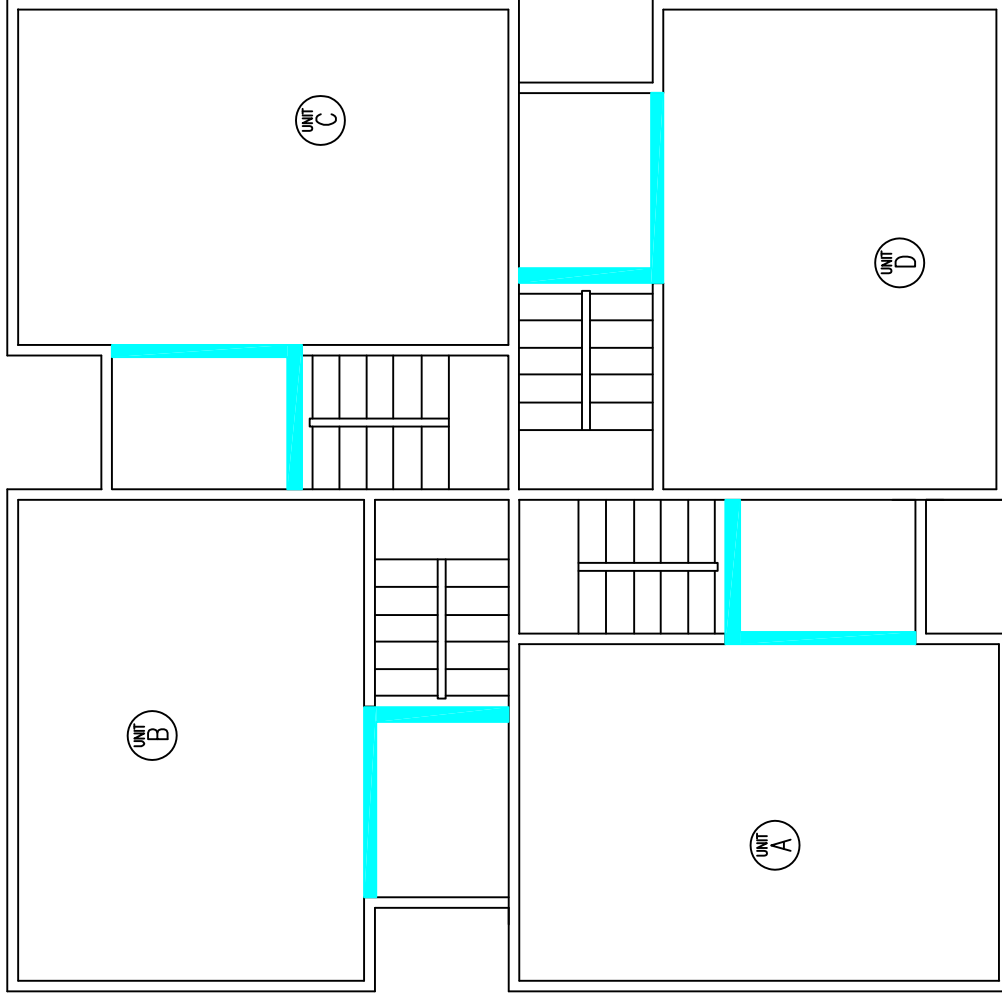
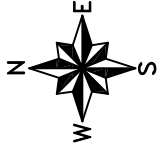
DIAGRAM 191-8
ASBESTOS TAPING COMPOUND LOCATIONS



-ASBESTOS TAPING/JOINT COMPOUND

191 SECOND FLOOR
DRAWING NOT TO SCALE

DIAGRAM 191-9
LEAD-BASED PAINT LOCATIONS

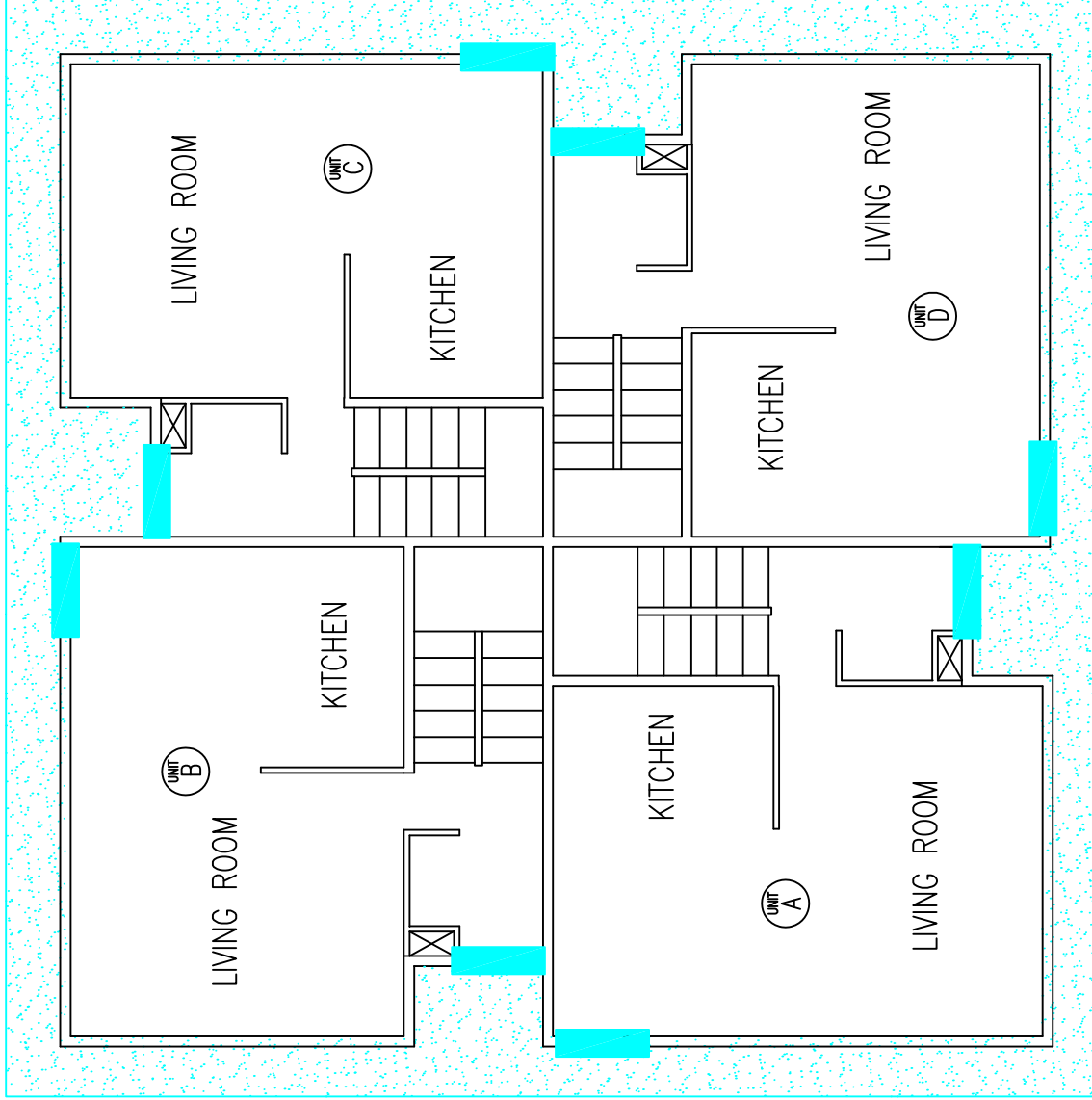
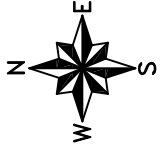


191 BASEMENT
DRAWING NOT TO SCALE



- LEAD-BASED PAINT ON STEEL BEAMS

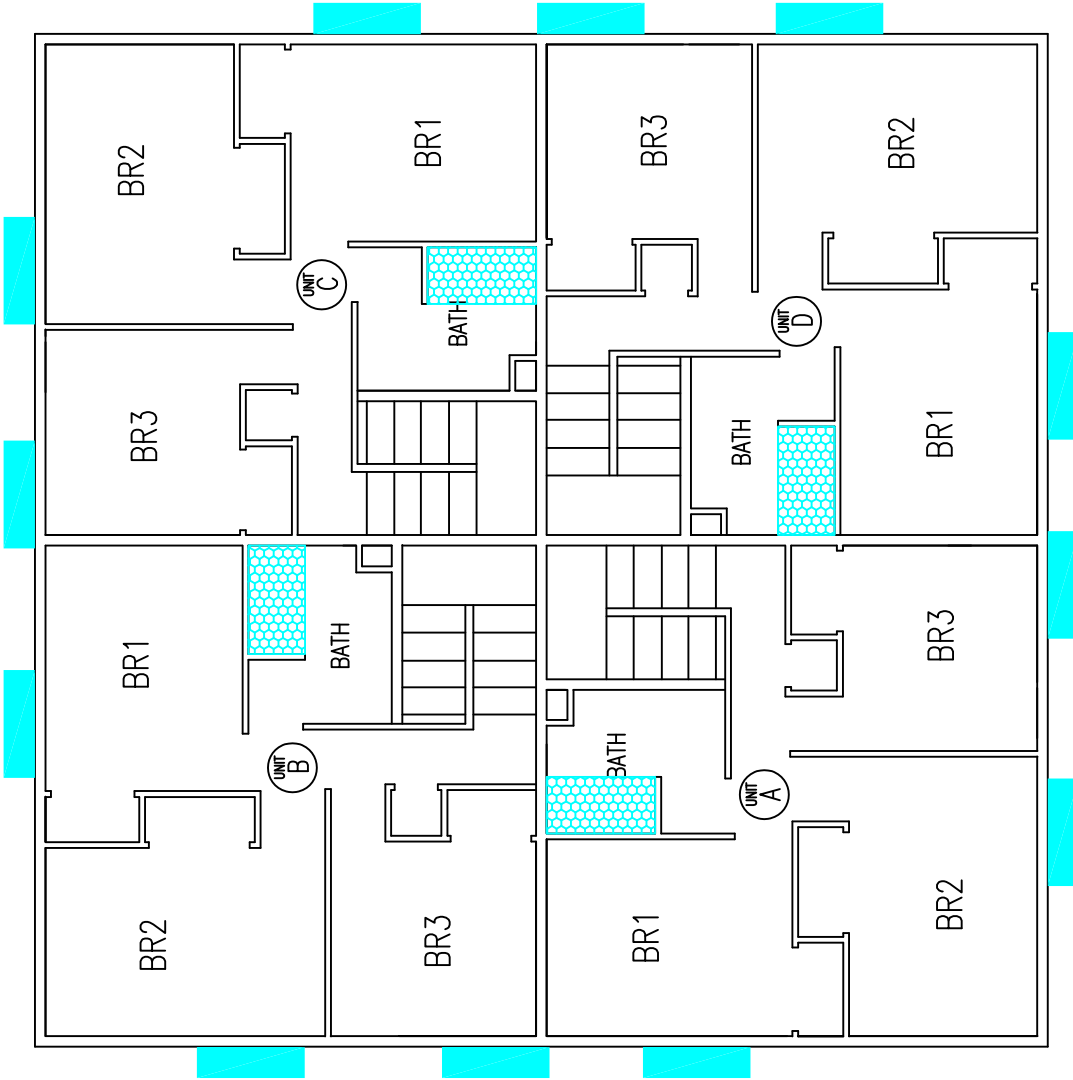
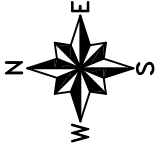
DIAGRAM 191-10 SAMPLING LOCATIONS



- LEAD-BASED PAINT ON EXTERIOR DOOR JAMBS
 - TAN/WHITE LEAD-BASED PAINT ON LOWER SOFFIT

191 FIRST FLOOR
 DRAWING NOT TO SCALE

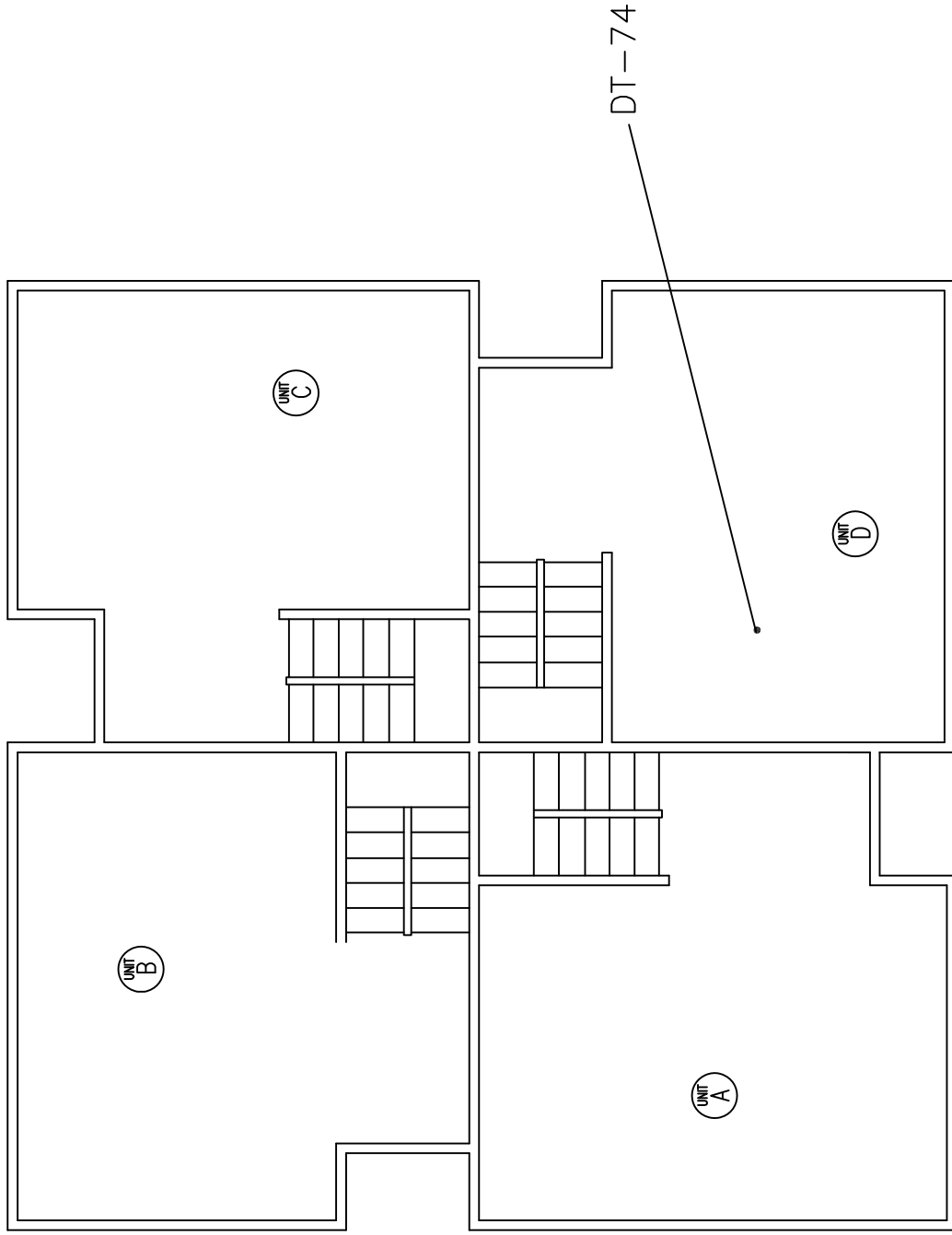
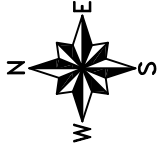
DIAGRAM 191-11
LEAD-BASED PAINT LOCATIONS



- LEAD-BASED PAINT ON EXTERIOR VERTICAL WINDOW CASING (2"X6" BOARDS)
- LEAD-BASED PAINT ON TUB

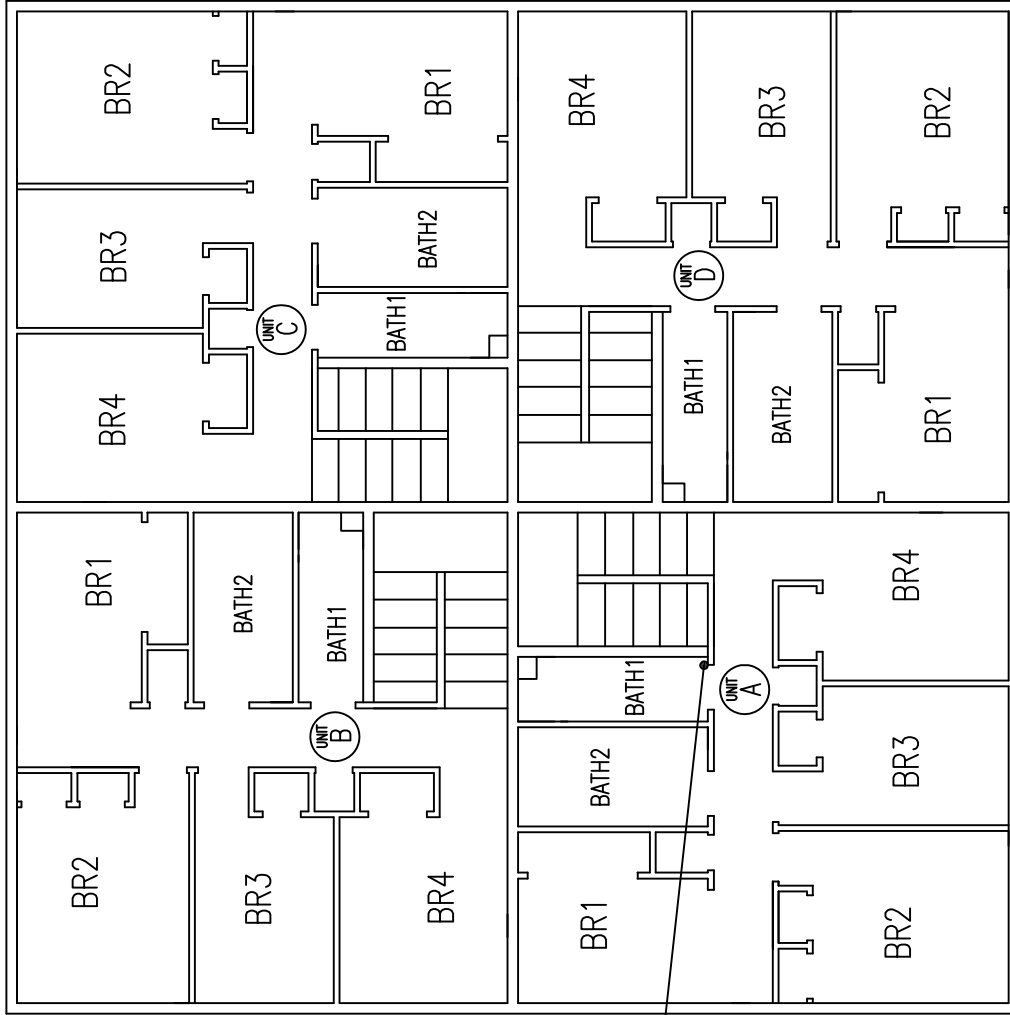
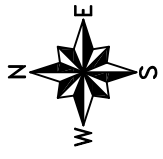
191 SECOND FLOOR
DRAWING NOT TO SCALE

DIAGRAM 195-1
SAMPLING LOCATIONS



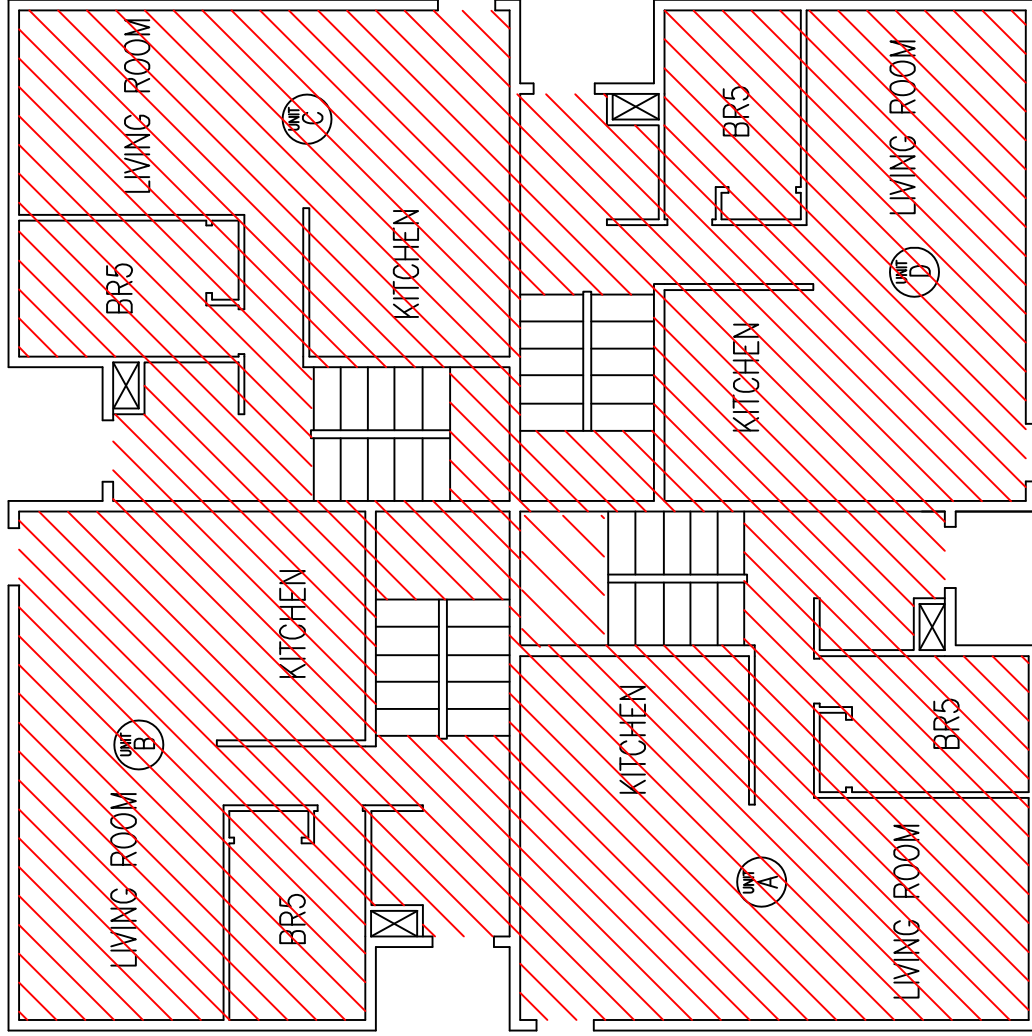
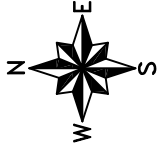
195 BASEMENT
DRAWING NOT TO SCALE

DIAGRAM 195-2
SAMPLING LOCATIONS



195 SECOND FLOOR
DRAWING NOT TO SCALE

DIAGRAM 195-3
ASBESTOS FLOORING LOCATIONS

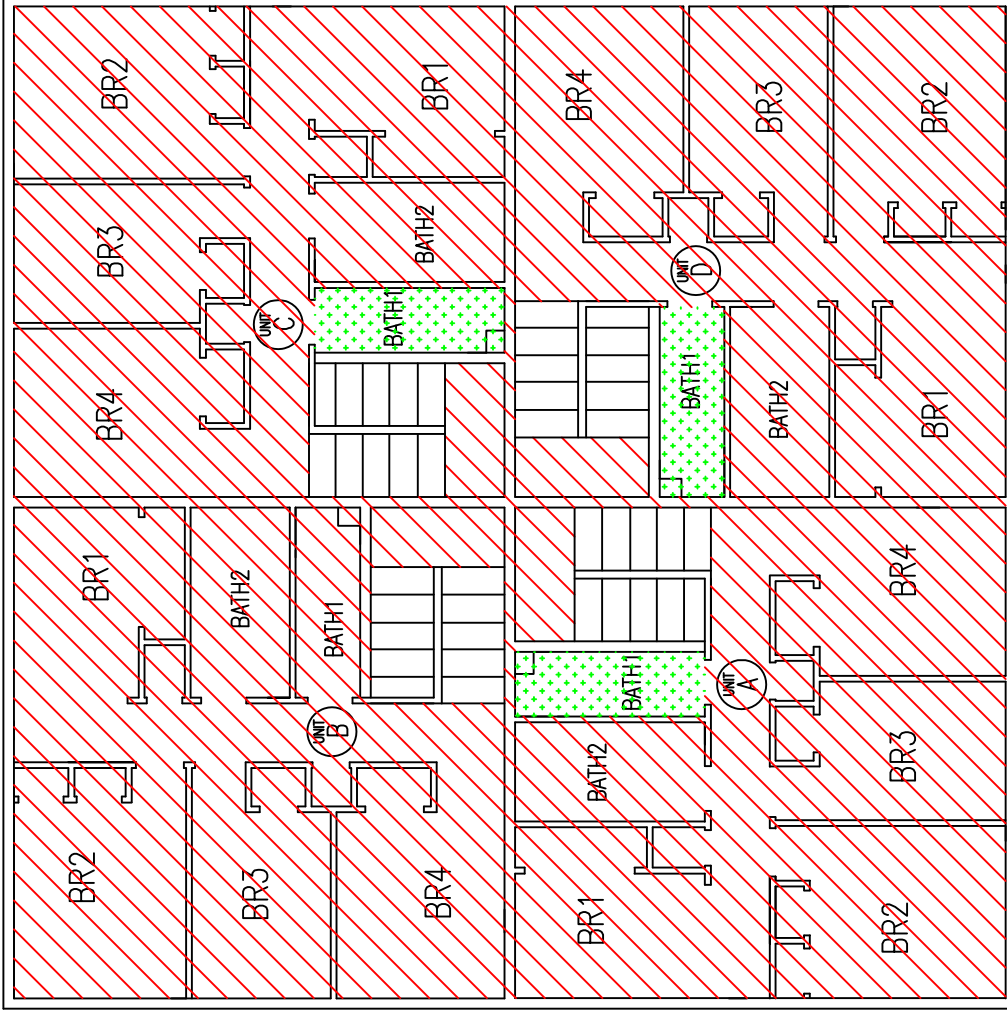
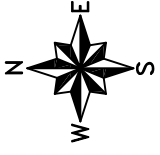


195 FIRST FLOOR
DRAWING NOT TO SCALE



-ASBESTOS FLOOR TILE MASTIC UNDER
NON-ASBESTOS FLOOR TILES

DIAGRAM 195-4 ASBESTOS FLOORING LOCATIONS



-ASBESTOS FLOOR TILE MASTIC UNDER
NON-ASBESTOS FLOOR TILES UNDER
NON-ASBESTOS SHEET FLOORING

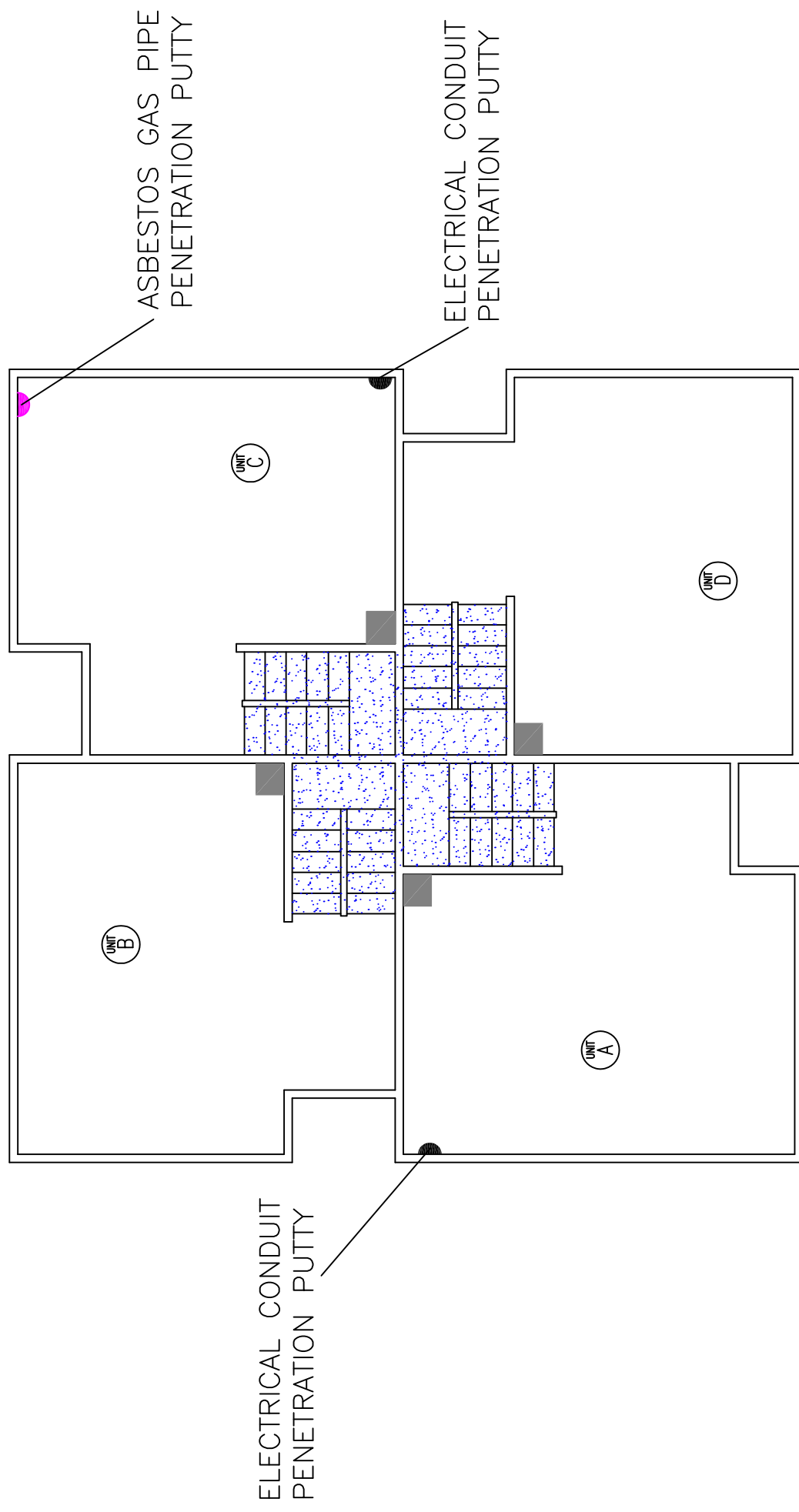
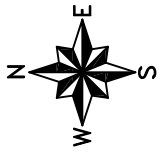


-ASBESTOS FLOOR TILE MASTIC UNDER
NON-ASBESTOS FLOOR TILES

195 SECOND FLOOR

DRAWING NOT TO SCALE

DIAGRAM 195-5
MISCELLANEOUS ASBESTOS MATERIAL LOCATIONS

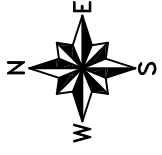


-ASBESTOS FLUE PACKING/MORTAR AT LOWER (OLD) HOLE

-ASBESTOS TAPING/JOINT COMPOUND

195 BASEMENT
DRAWING NOT TO SCALE

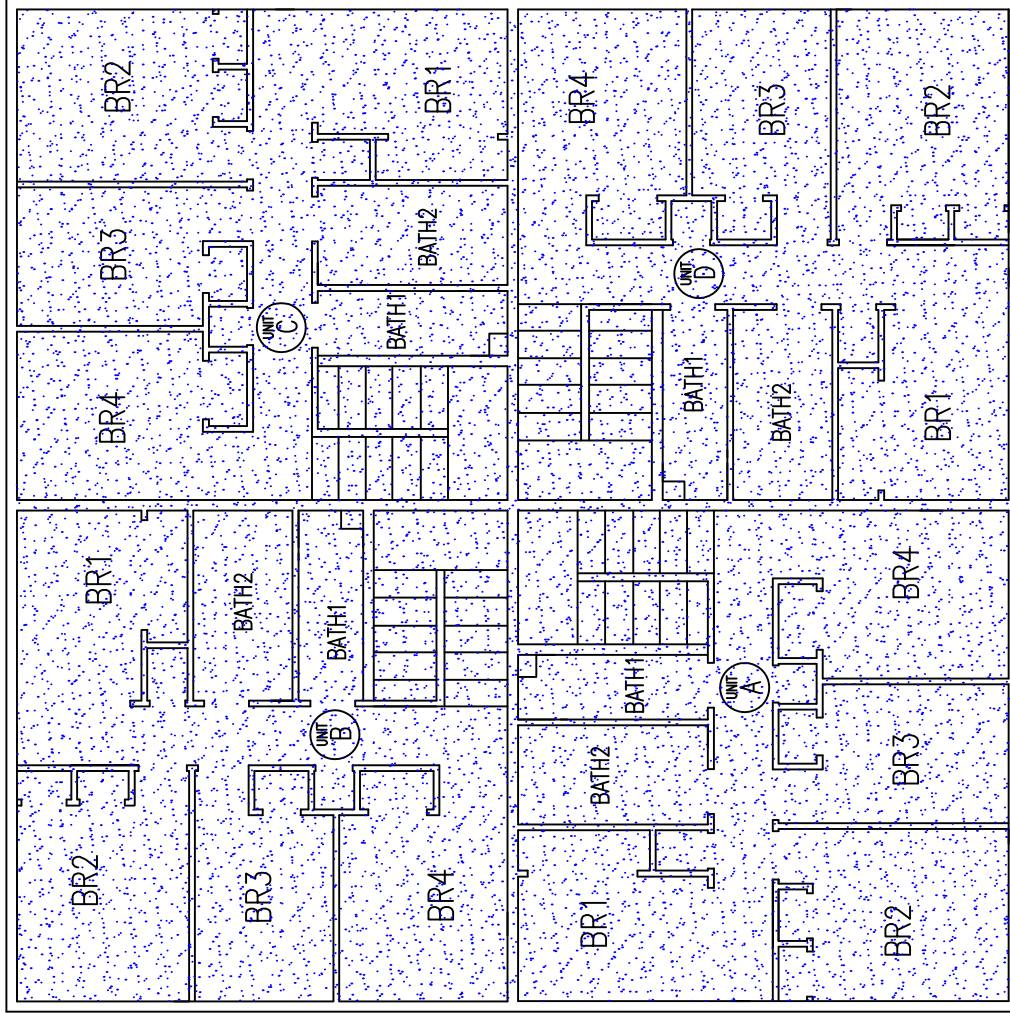
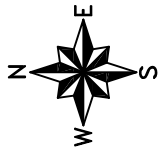
DIAGRAM 195-6
TAPING COMPOUND LOCATIONS



-ASBESTOS TAPING/JOINT COMPOUND

195 FIRST FLOOR
DRAWING NOT TO SCALE

DIAGRAM 195-7
SAMPLING LOCATIONS



195 SECOND FLOOR
DRAWING NOT TO SCALE

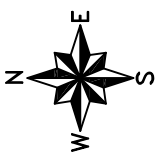
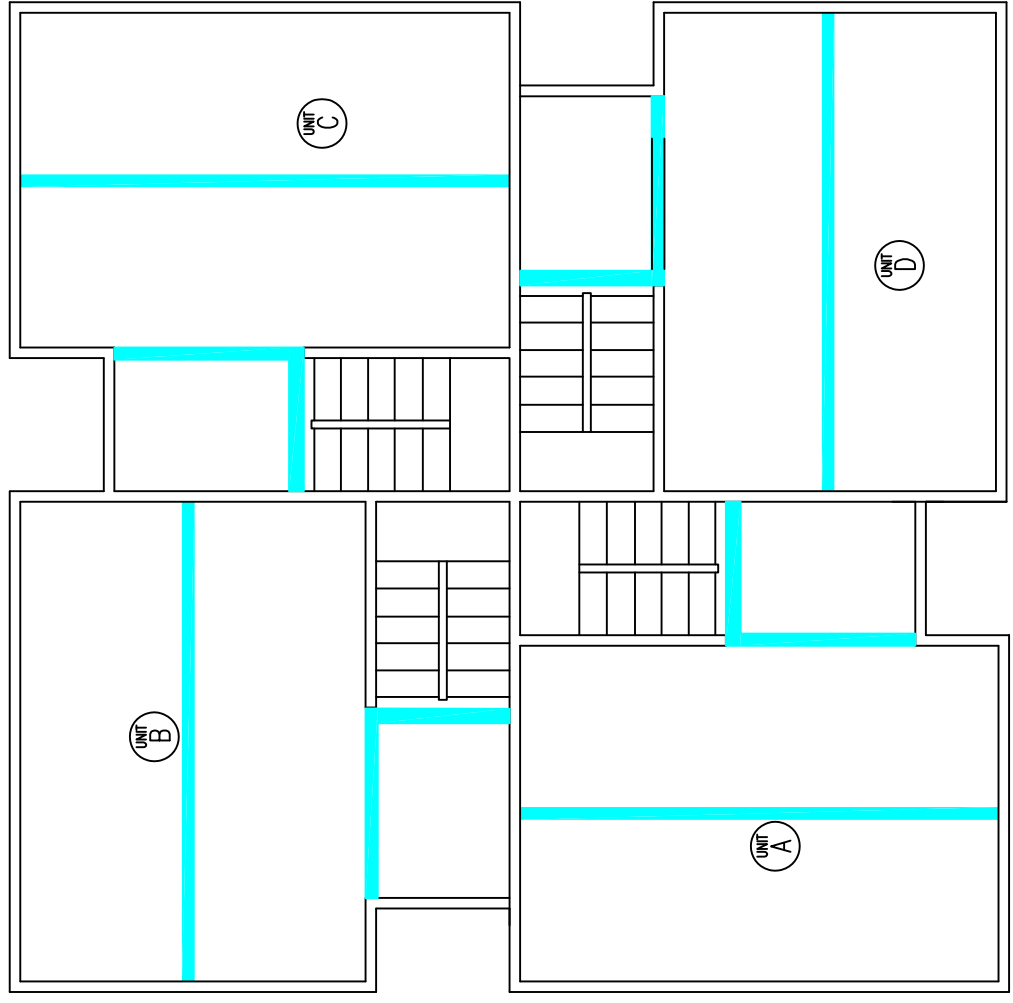


DIAGRAM 195-8
LEAD-BASED PAINT LOCATIONS

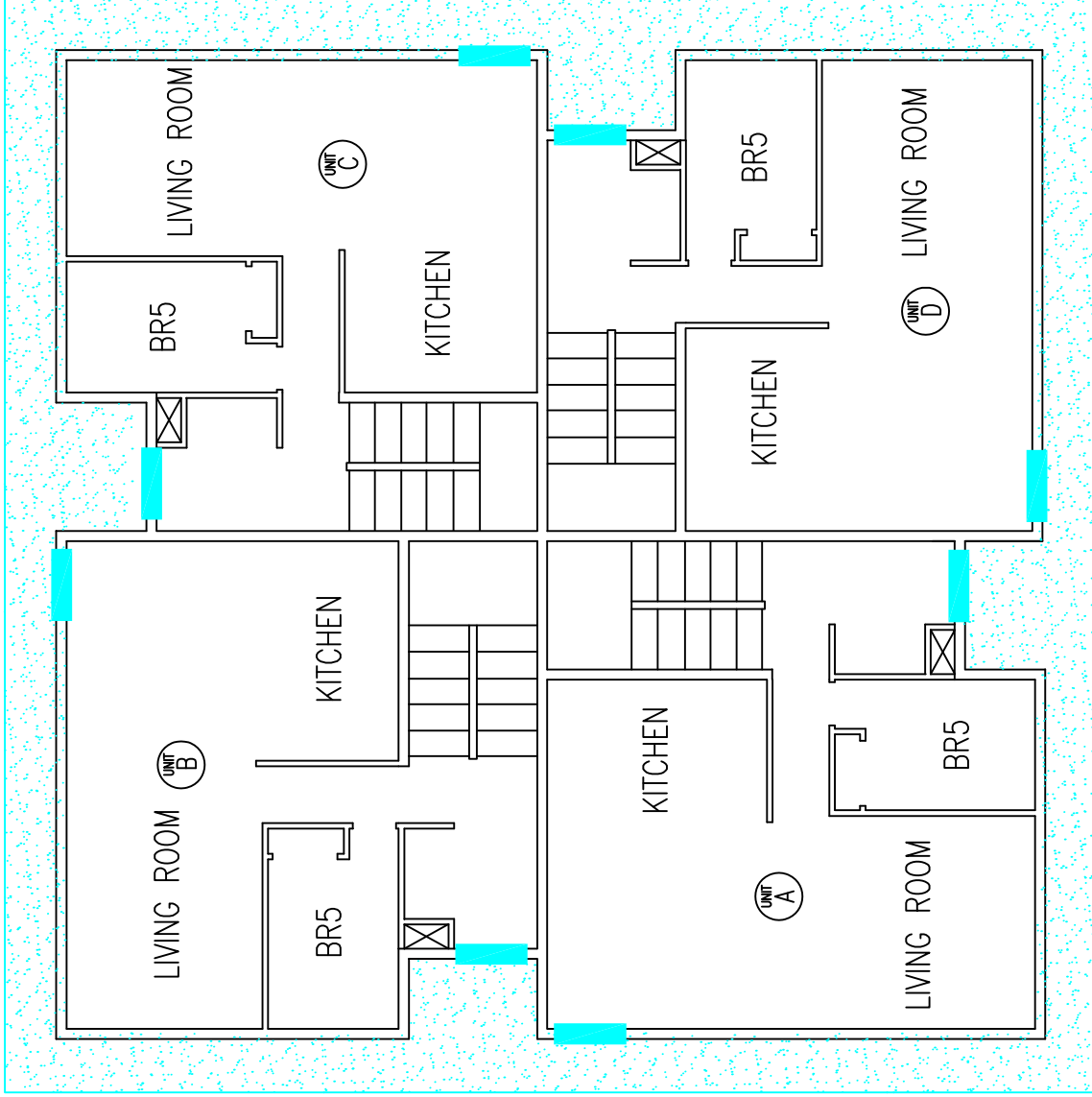
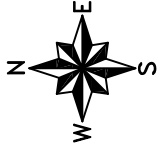




195 BASEMENT
DRAWING NOT TO SCALE



- LEAD-BASED PAINT ON STEEL BEAMS AND COLUMNS

DIAGRAM 195-9
LEAD-BASED PAINT LOCATIONS



-  - LEAD-BASED PAINT ON EXTERIOR DOOR JAMBS
-  - TAN/WHITE LEAD-BASED PAINT ON LOWER SOFFIT

195 FIRST FLOOR
DRAWING NOT TO SCALE

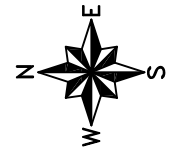
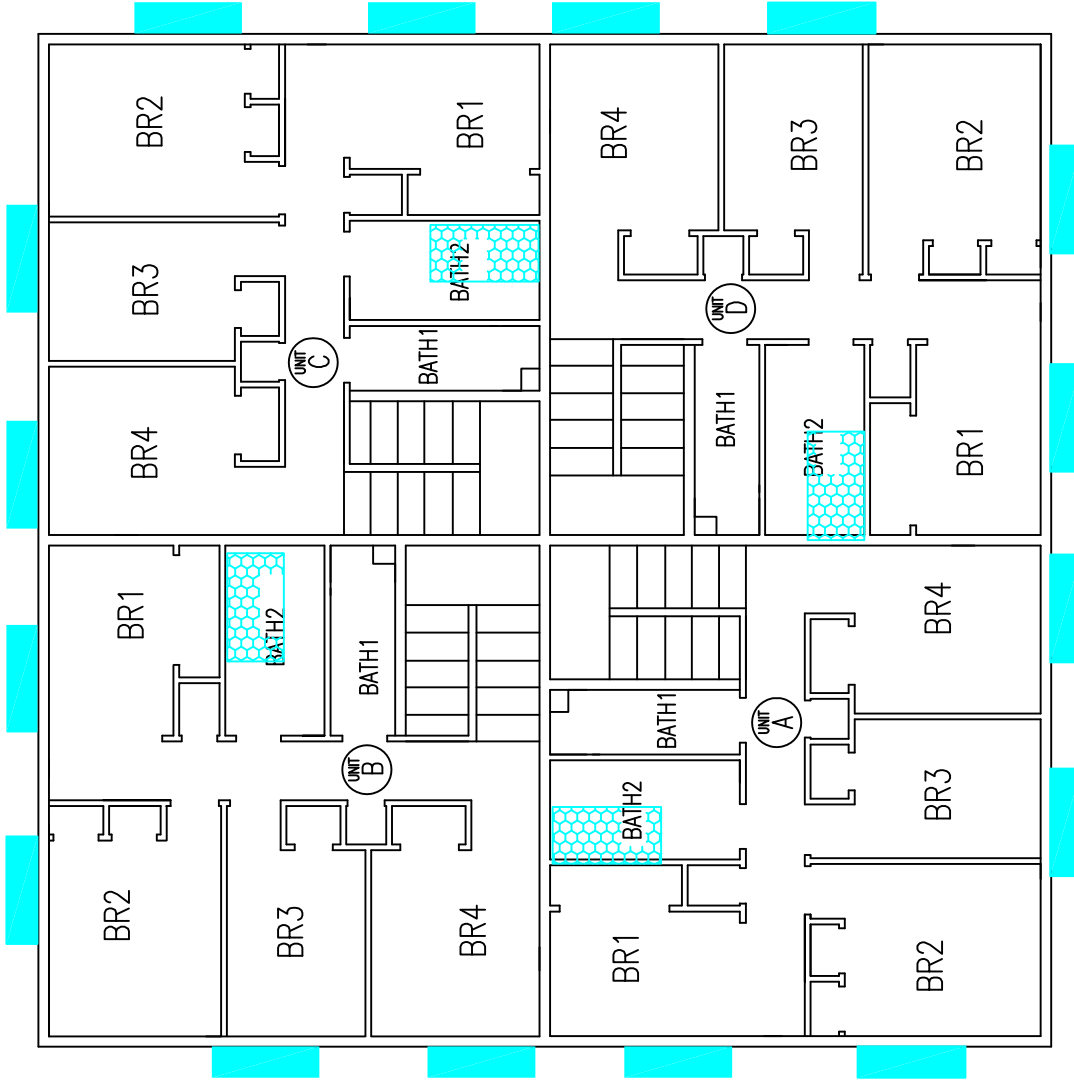


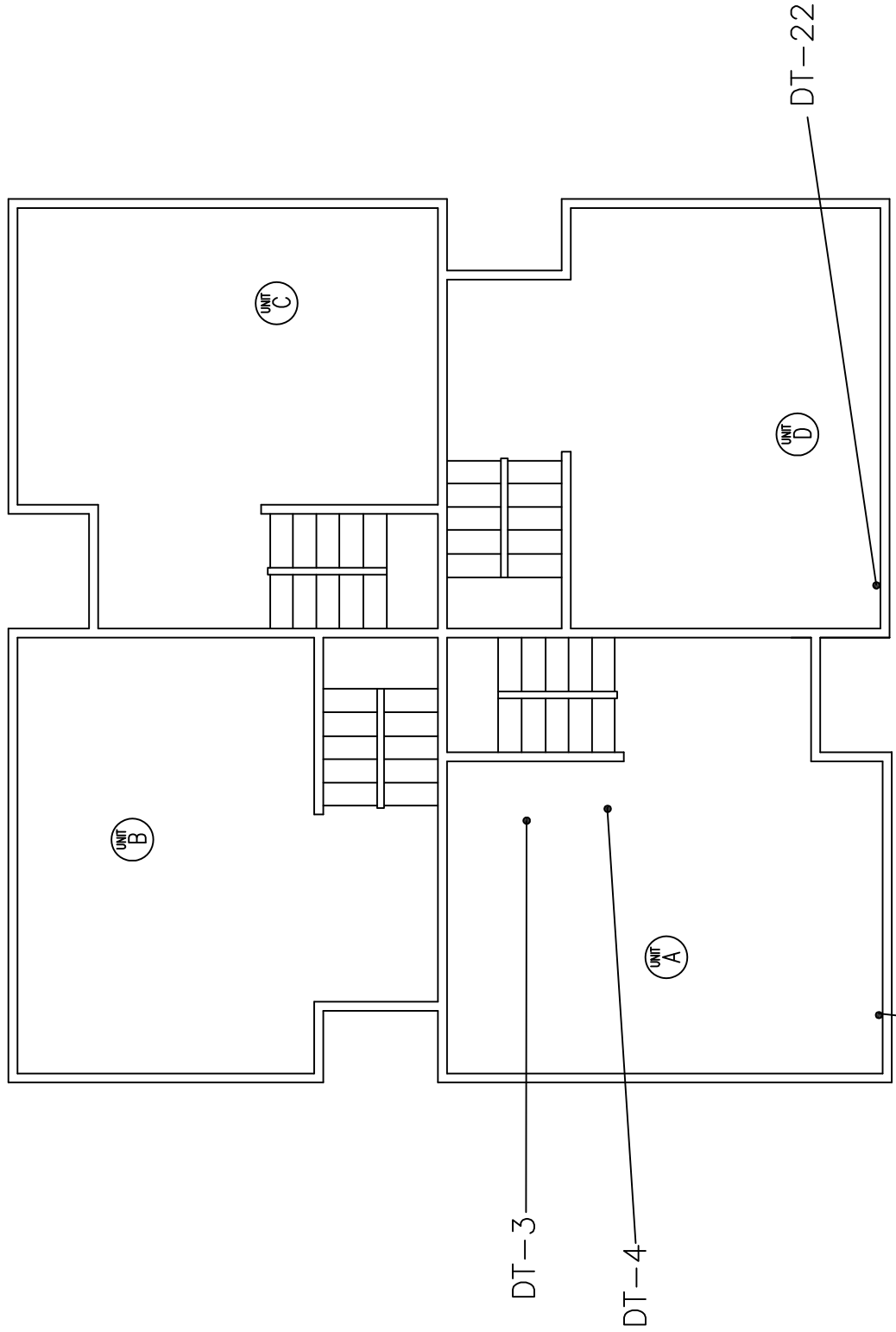
DIAGRAM 195-10
LEAD-BASED PAINT LOCATIONS



- LEAD-BASED PAINT ON EXTERIOR VERTICAL WINDOW CASING (2" X 6" BOARDS)
- LEAD-BASED PAINT ON TUB

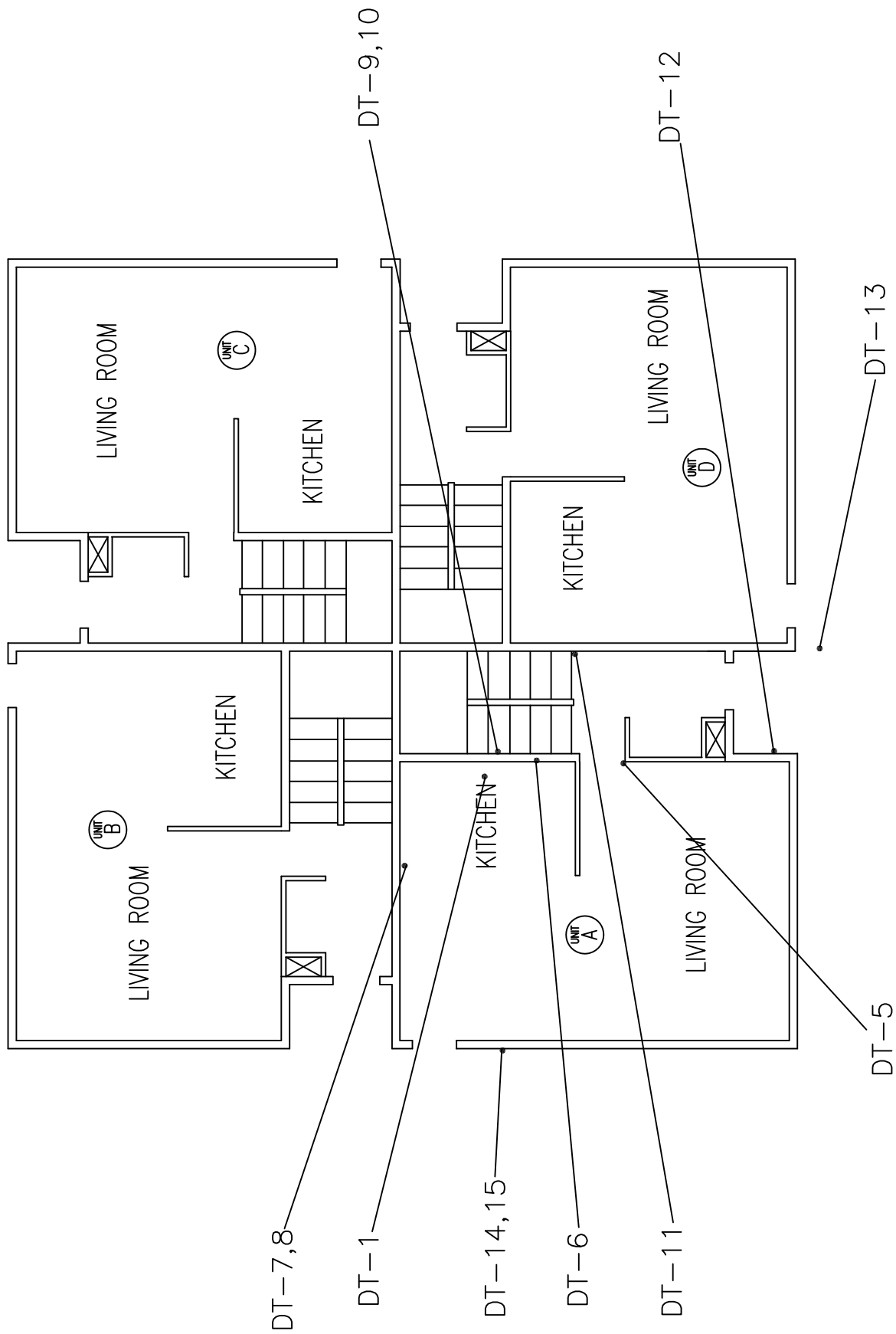
195 SECOND FLOOR
DRAWING NOT TO SCALE

DIAGRAM 199-1
SAMPLING LOCATIONS



199 BASEMENT
DRAWING NOT TO SCALE

DIAGRAM 199-2
SAMPLING LOCATIONS



199 FIRST FLOOR
DRAWING NOT TO SCALE

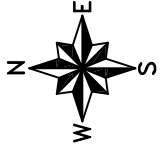
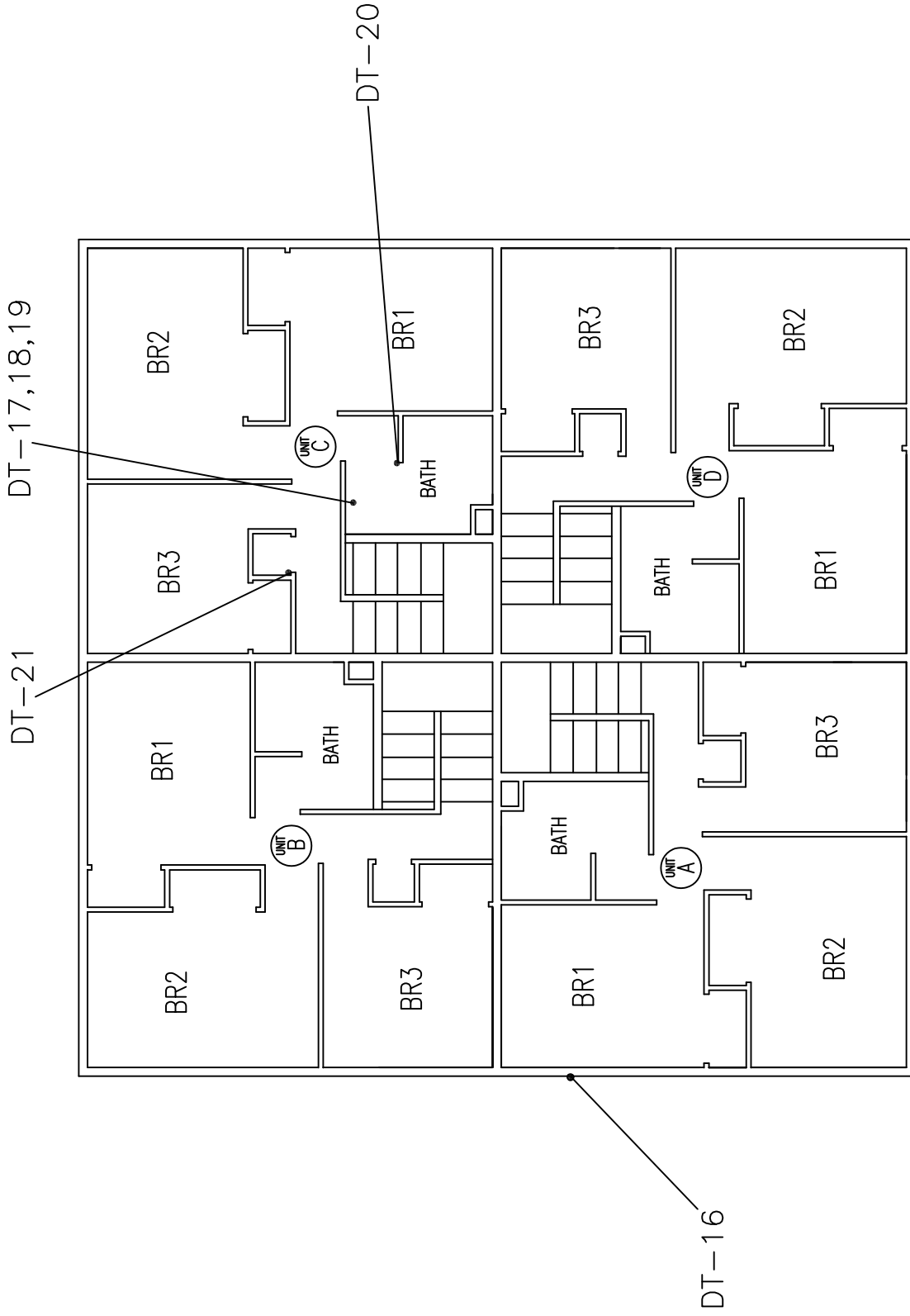
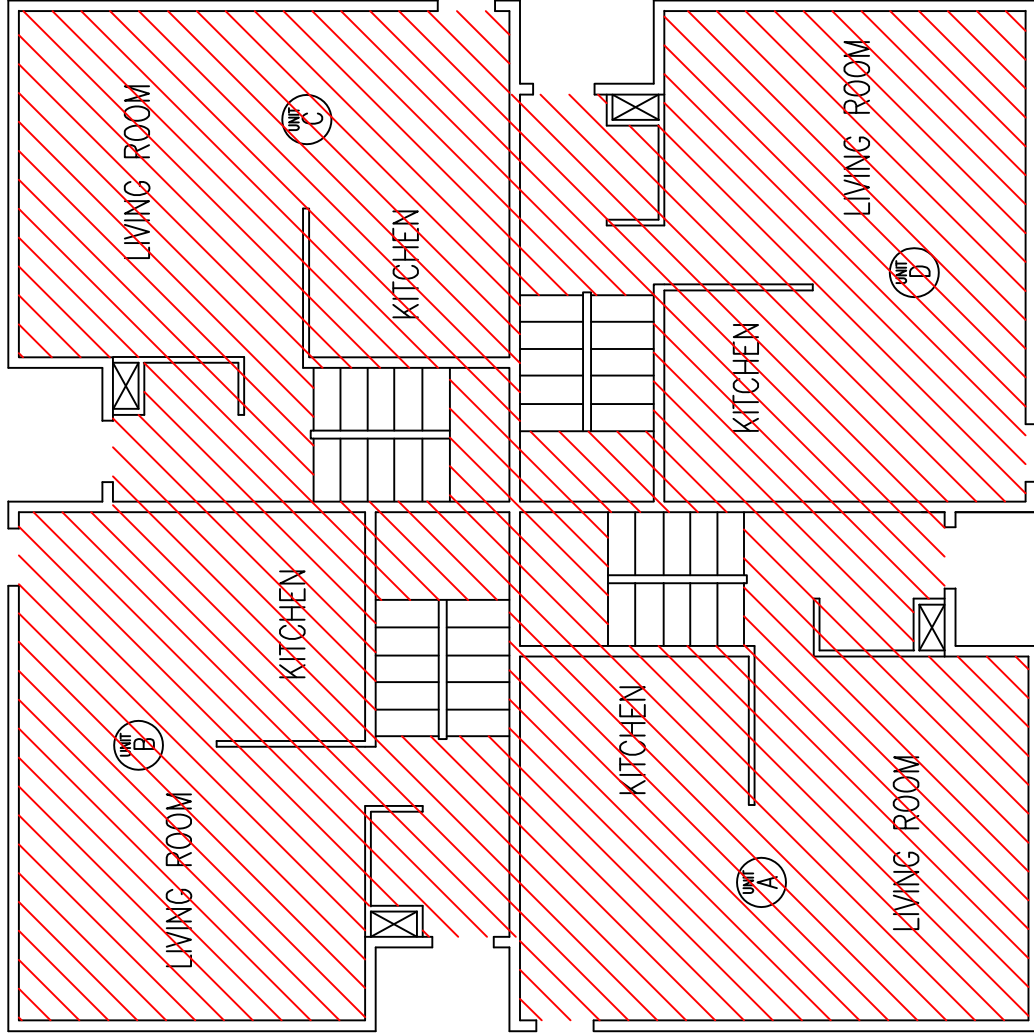
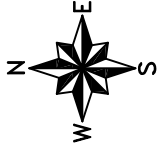


DIAGRAM 199-3
SAMPLING LOCATIONS



199 SECOND FLOOR
DRAWING NOT TO SCALE

DIAGRAM 199-4
ASBESTOS FLOORING LOCATIONS

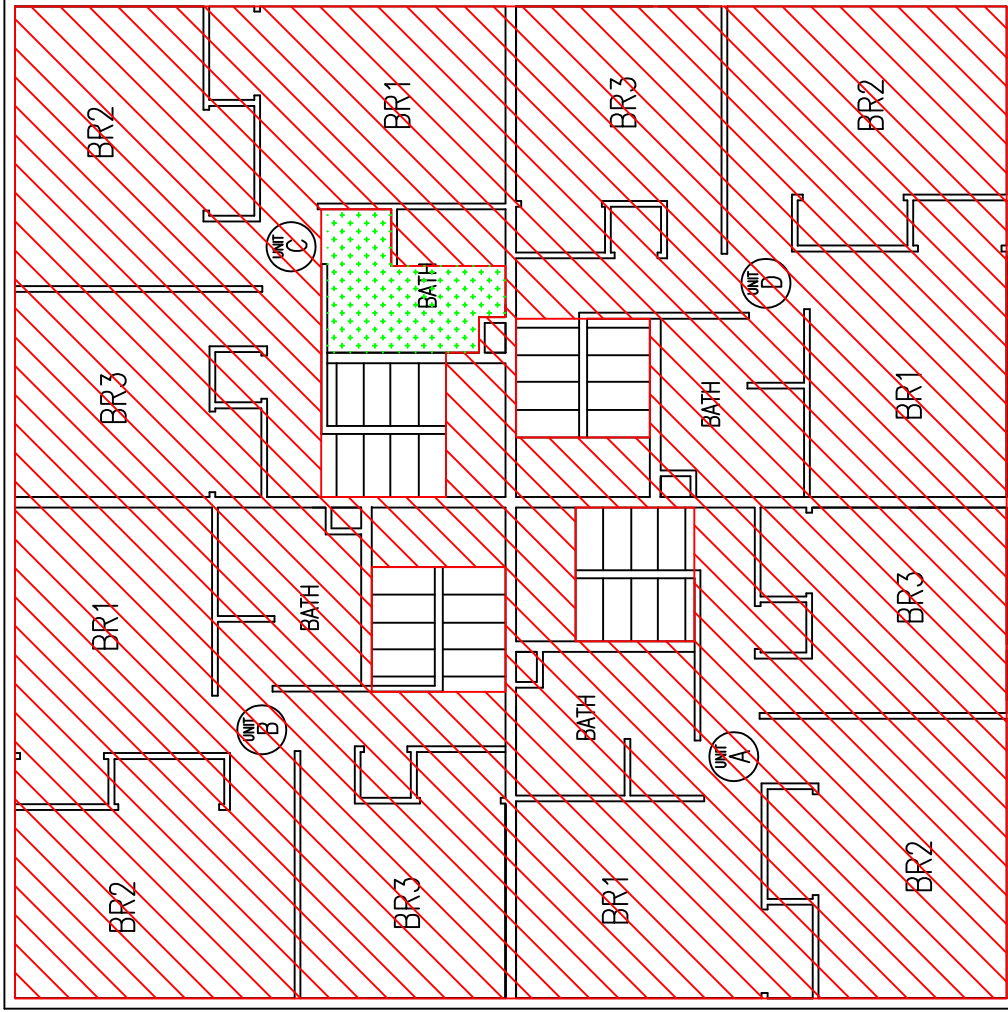
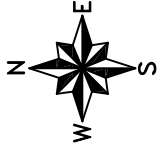


199 FIRST FLOOR
DRAWING NOT TO SCALE



-ASBESTOS FLOOR TILE MASTIC UNDER
NON-ASBESTOS FLOOR TILES

DIAGRAM 199-5 ASBESTOS FLOORING LOCATIONS



-ASBESTOS FLOOR TILE MASTIC UNDER
NON-ASBESTOS FLOOR TILES UNDER
NON-ASBESTOS SHEET FLOORING

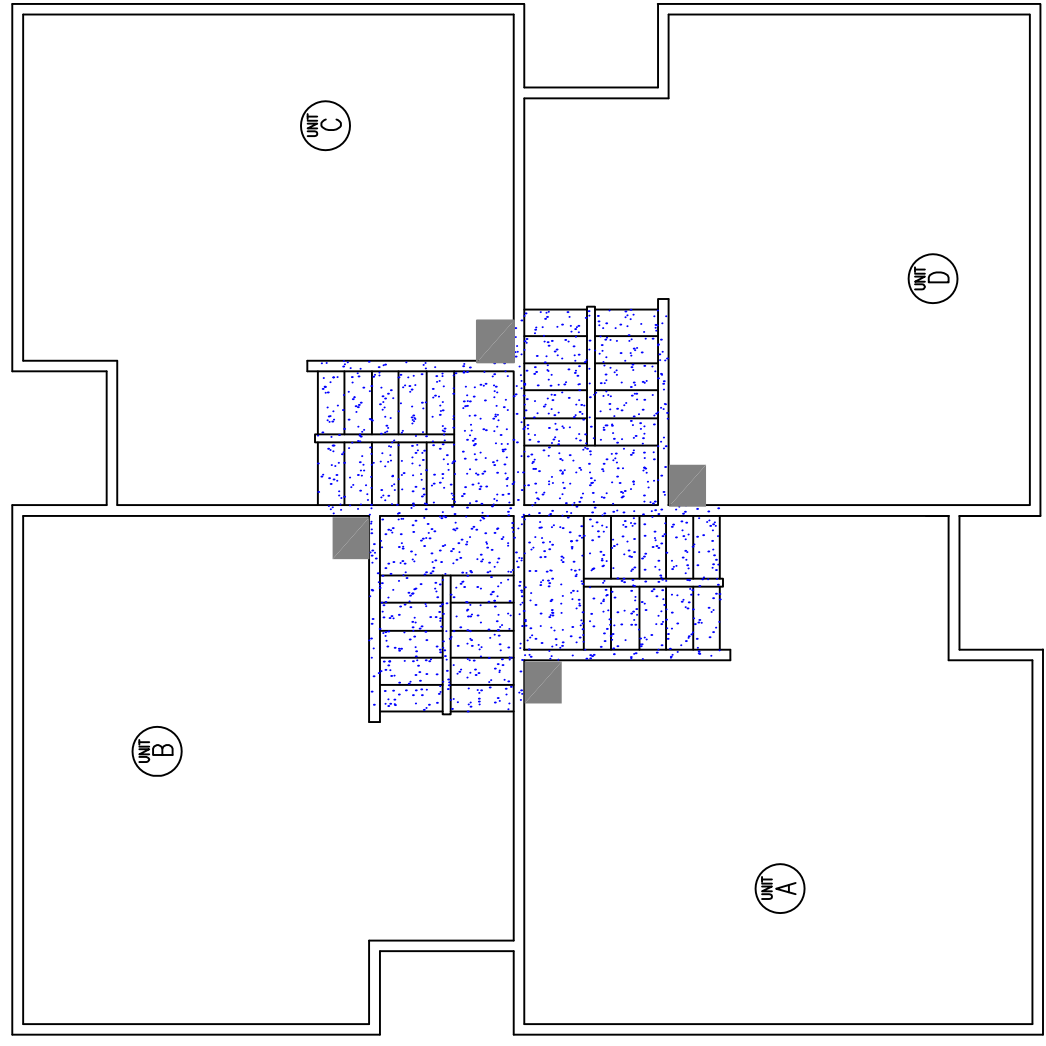
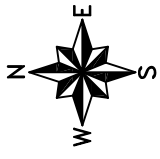


-ASBESTOS FLOOR TILE MASTIC UNDER
NON-ASBESTOS FLOOR TILES

199 SECOND FLOOR

DRAWING NOT TO SCALE

DIAGRAM 199-6
ASBESTOS TAPING COMPOUND LOCATIONS



199 BASEMENT
DRAWING NOT TO SCALE

-ASBESTOS FLUE PACKING/MORTAR AT LOWER (OLD) HOLE

-ASBESTOS TAPING/JOINT COMPOUND

DIAGRAM 199-7

ASBESTOS TAPING COMPOUND LOCATIONS



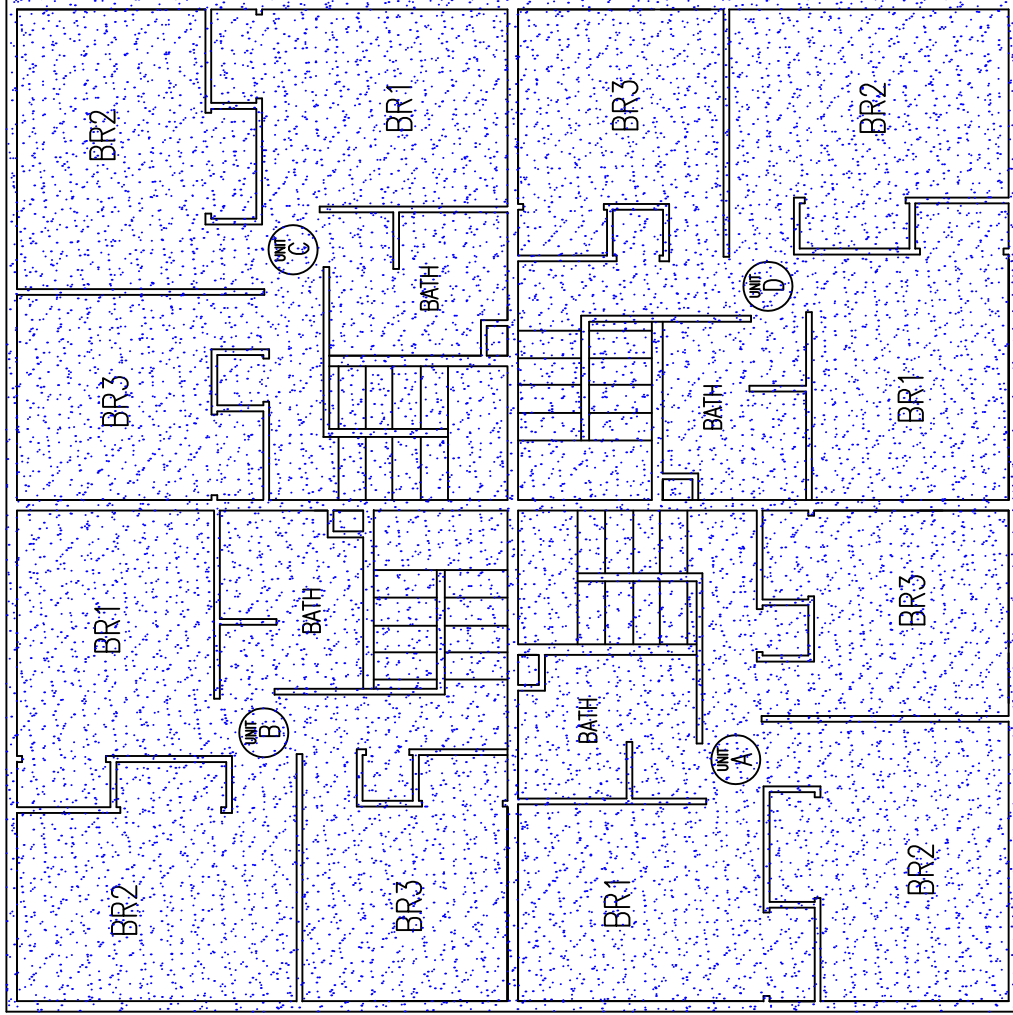
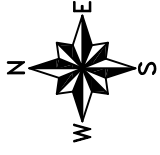
199 FIRST FLOOR

DRAWING NOT TO SCALE



-ASBESTOS TAPING/JOINT COMPOUND

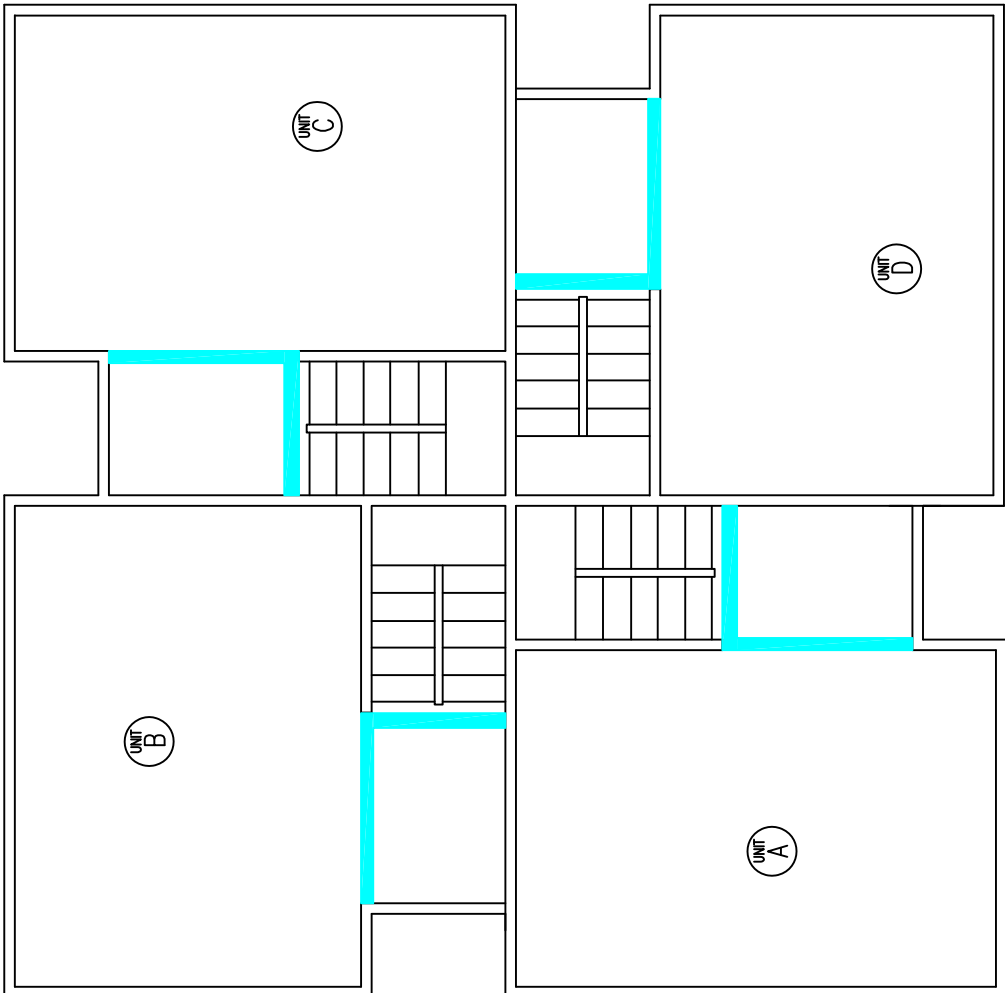
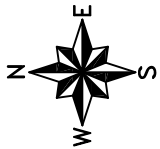
DIAGRAM 199-8
ASBESTOS TAPING COMPOUND LOCATIONS



-ASBESTOS TAPING/JOINT COMPOUND

199 SECOND FLOOR
DRAWING NOT TO SCALE

DIAGRAM 199-9
LEAD-BASED PAINT LOCATIONS

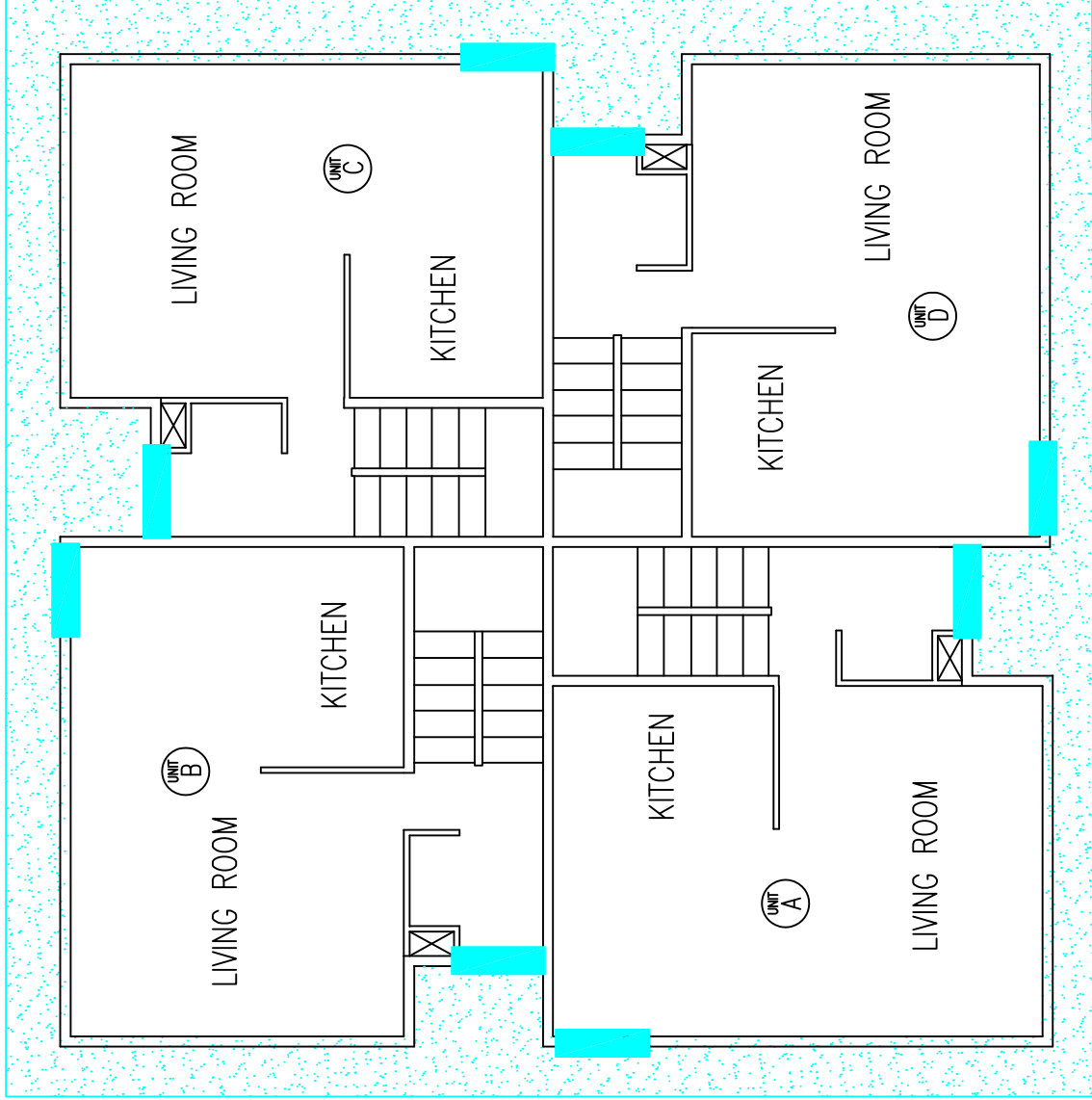
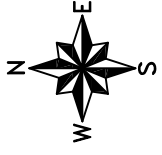


199 BASEMENT
DRAWING NOT TO SCALE



- LEAD-BASED PAINT ON STEEL BEAMS

DIAGRAM 199-10 SAMPLING LOCATIONS

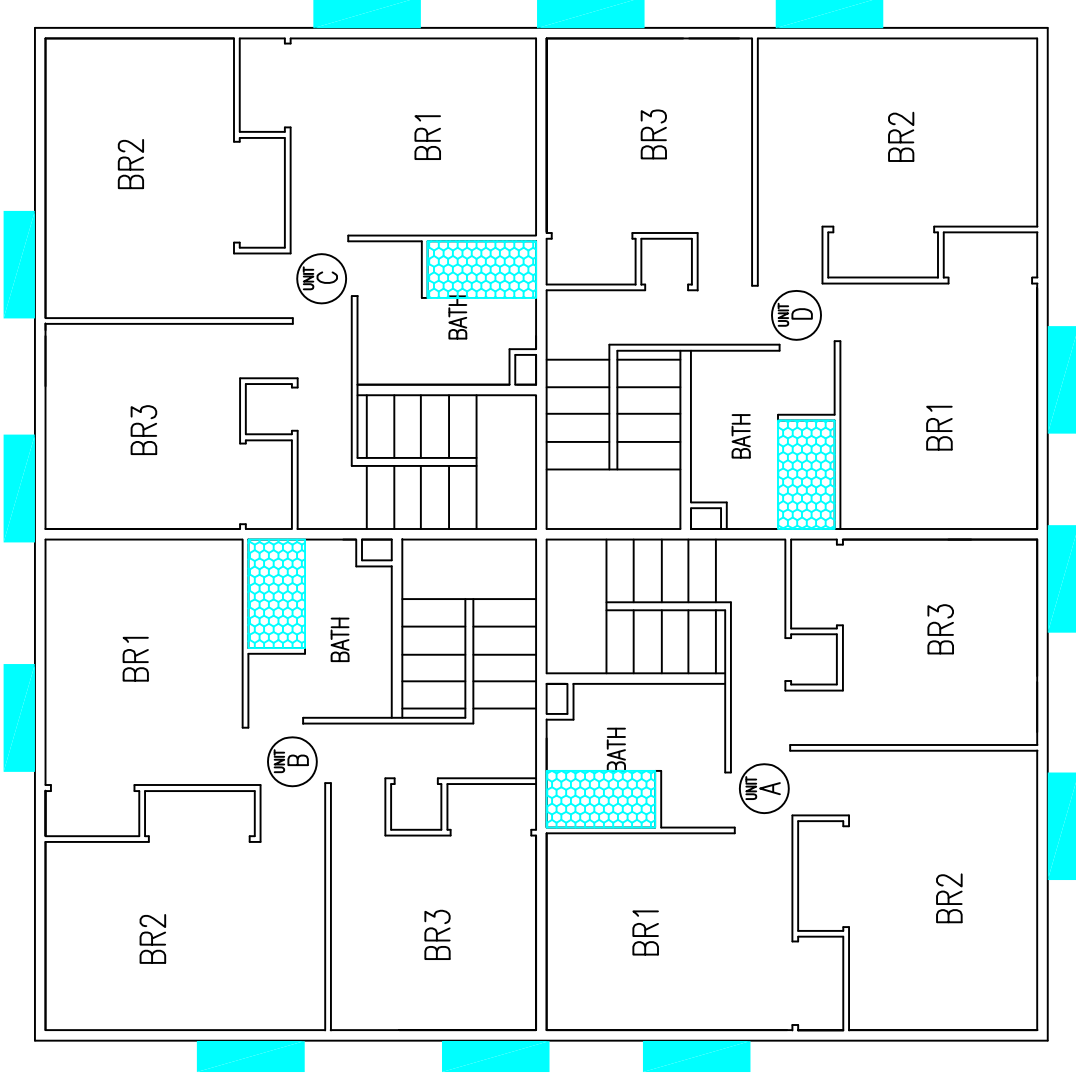
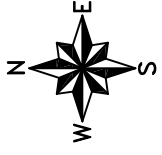


— LEAD-BASED PAINT ON EXTERIOR
DOOR JAMBS

— TAN/WHITE LEAD-BASED PAINT ON
LOWER SOFFIT

199 FIRST FLOOR
DRAWING NOT TO SCALE

DIAGRAM 199-11
LEAD-BASED PAINT LOCATIONS



- LEAD-BASED PAINT ON EXTERIOR VERTICAL WINDOW CASING (2"X6" BOARDS)
- LEAD-BASED PAINT ON TUB

199 SECOND FLOOR
DRAWING NOT TO SCALE

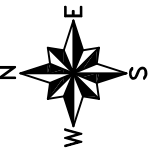
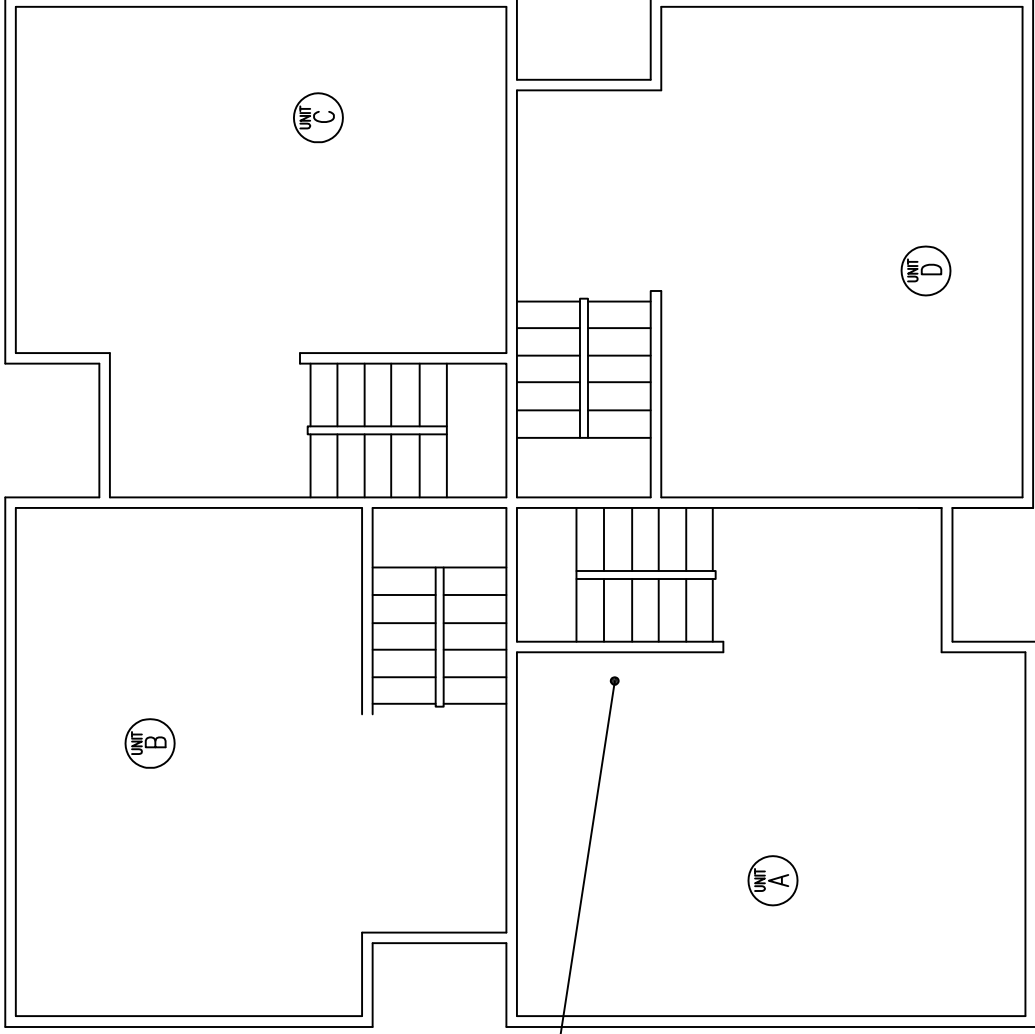


DIAGRAM 204-1
SAMPLING LOCATIONS



DT-76

204 BASEMENT
DRAWING NOT TO SCALE

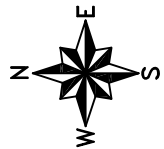
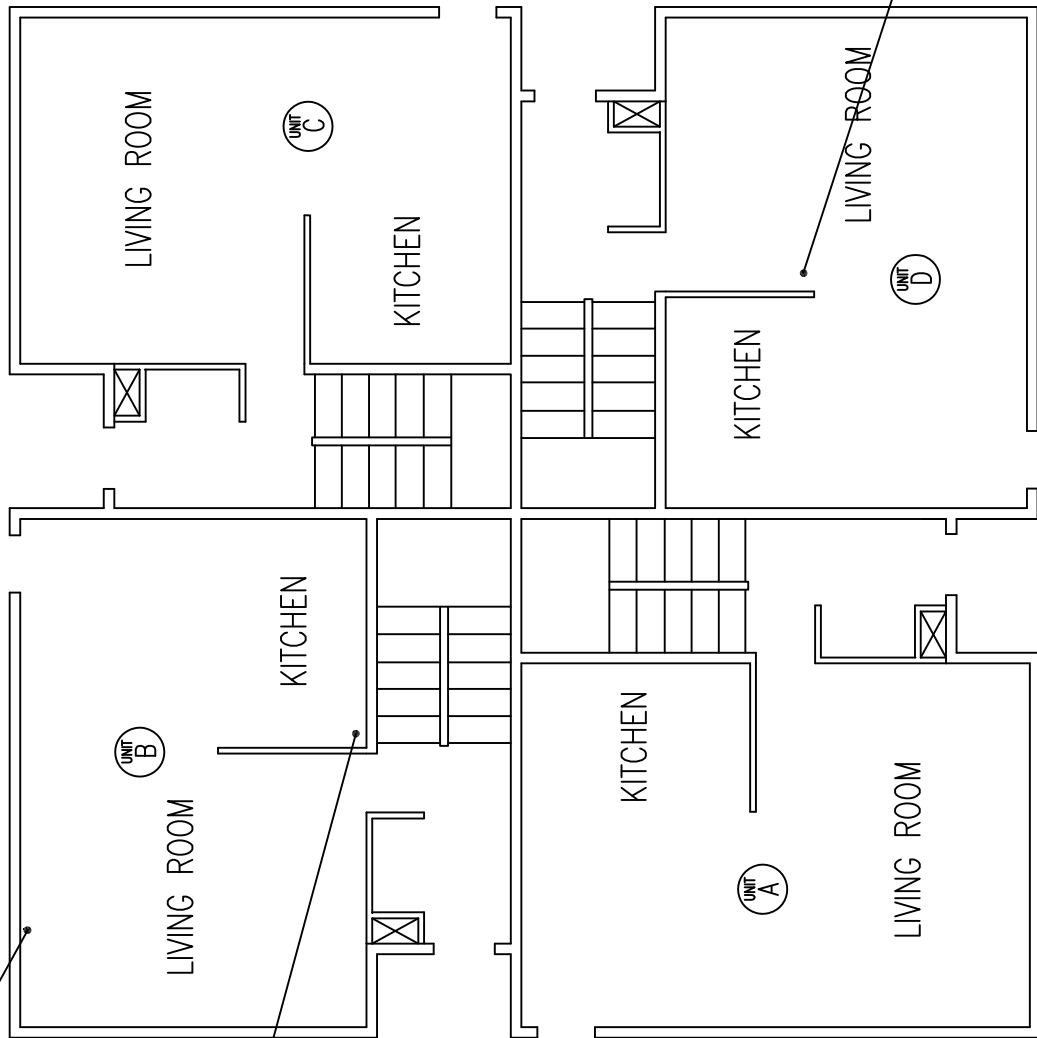


DIAGRAM 204-2
SAMPLING LOCATIONS

DT-77,78



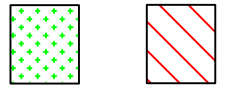
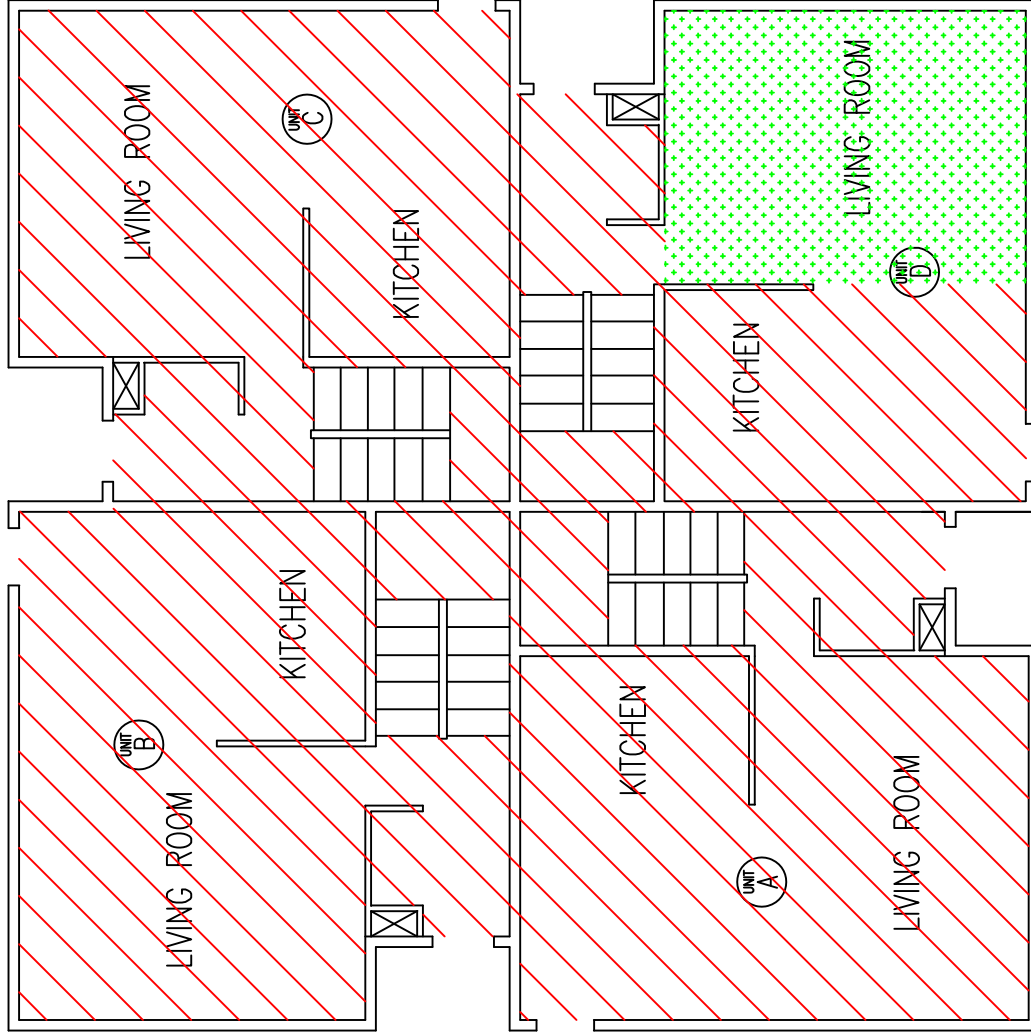
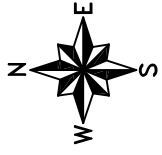
DT-79

DT-80,81

204 SECOND FLOOR

DRAWING NOT TO SCALE

DIAGRAM 204-3 ASBESTOS FLOORING LOCATIONS



-ASBESTOS FLOOR TILE MASTIC UNDER
 NON-ASBESTOS FLOOR TILES UNDER
 NON-ASBESTOS SHEET FLOORING
 -ASBESTOS FLOOR TILE MASTIC UNDER
 NON-ASBESTOS FLOOR TILES

204 FIRST FLOOR
DRAWING NOT TO SCALE

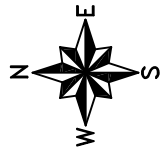
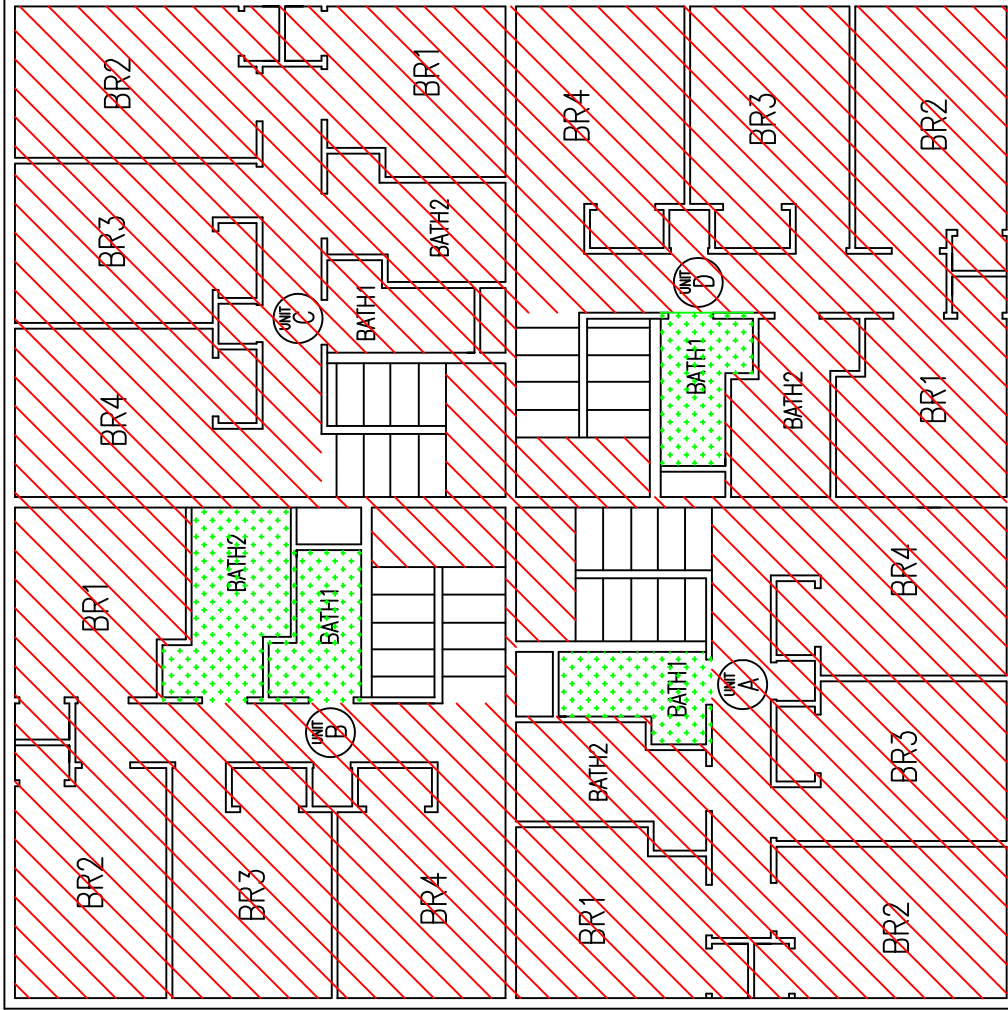


DIAGRAM 204-4 ASBESTOS FLOORING LOCATIONS



-ASBESTOS FLOOR TILE MASTIC UNDER
NON-ASBESTOS FLOOR TILES UNDER
NON-ASBESTOS SHEET FLOORING

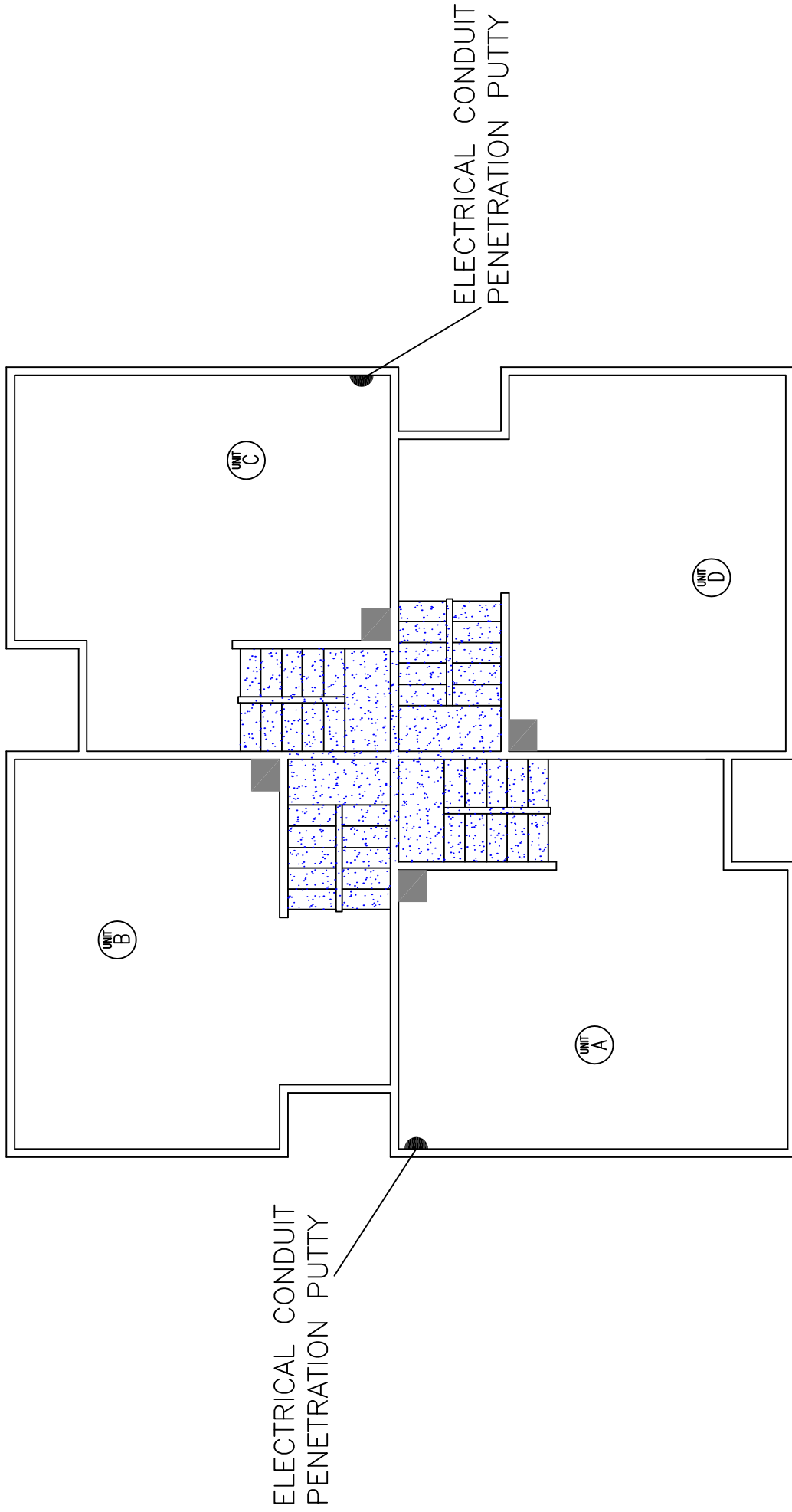
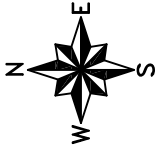


-ASBESTOS FLOOR TILE MASTIC UNDER
NON-ASBESTOS FLOOR TILES

204 SECOND FLOOR

DRAWING NOT TO SCALE

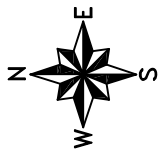
DIAGRAM 204-5 TAPING COMPOUND LOCATIONS



- ASBESTOS FLUE PACKING/MORTAR AT LOWER (OLD) HOLE
- ASBESTOS TAPING/JOINT COMPOUND

204 BASEMENT
DRAWING NOT TO SCALE

DIAGRAM 204-6
TAPING COMPOUND LOCATIONS



204 FIRST FLOOR
DRAWING NOT TO SCALE



-ASBESTOS TAPING/JOINT COMPOUND

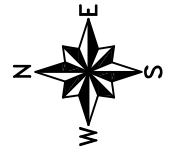
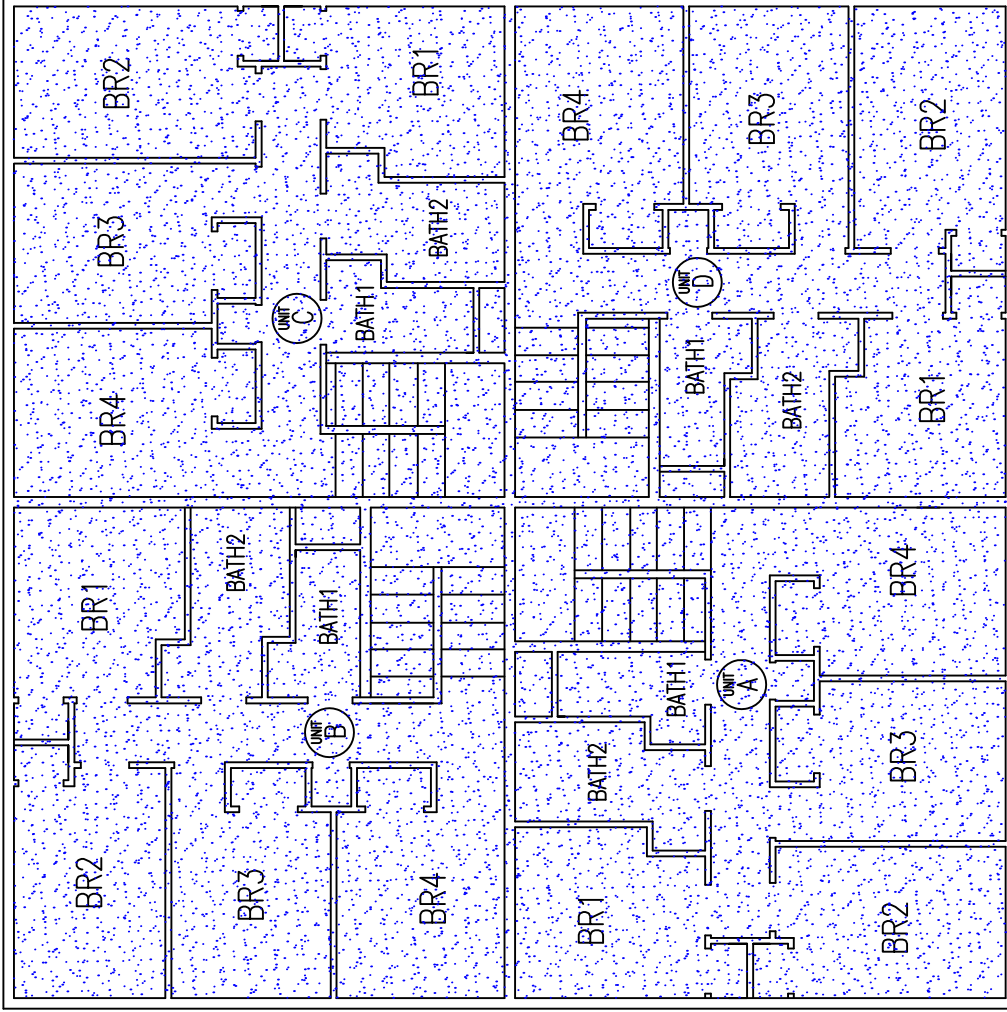


DIAGRAM 204-7
TAPING COMPOUND LOCATIONS

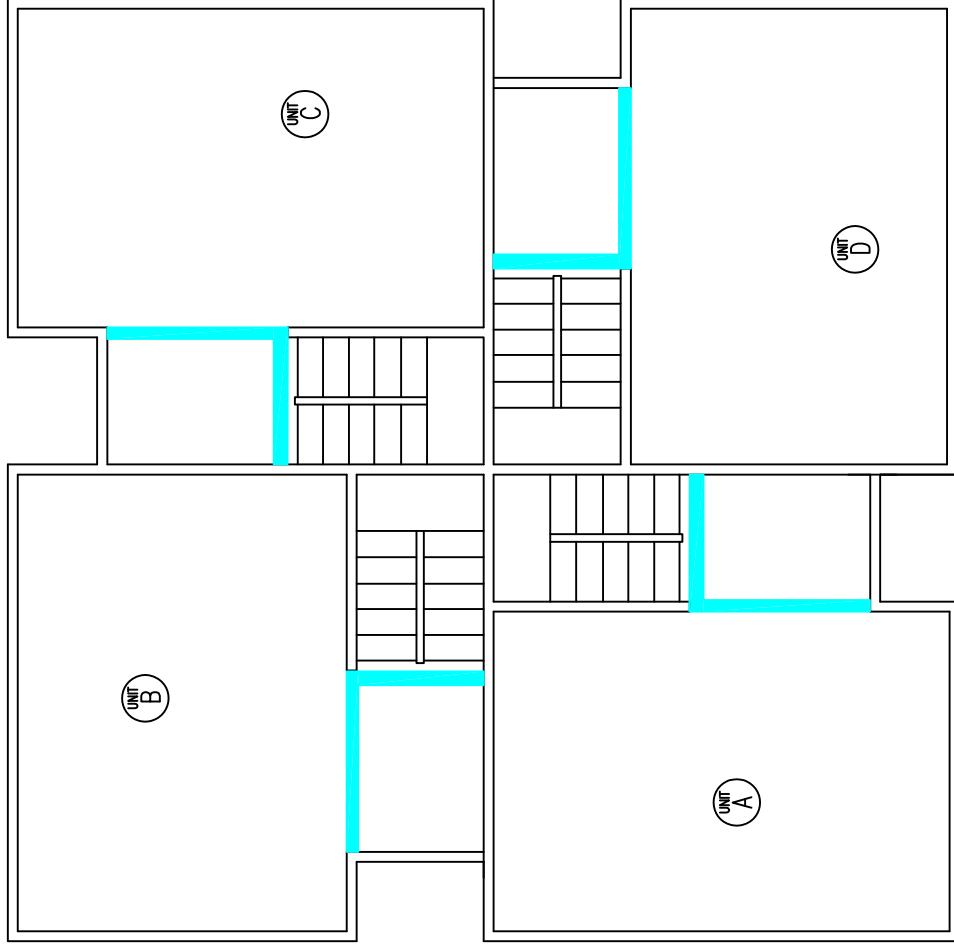
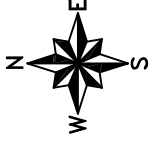


204 SECOND FLOOR
DRAWING NOT TO SCALE



-ASBESTOS TAPING/JOINT COMPOUND

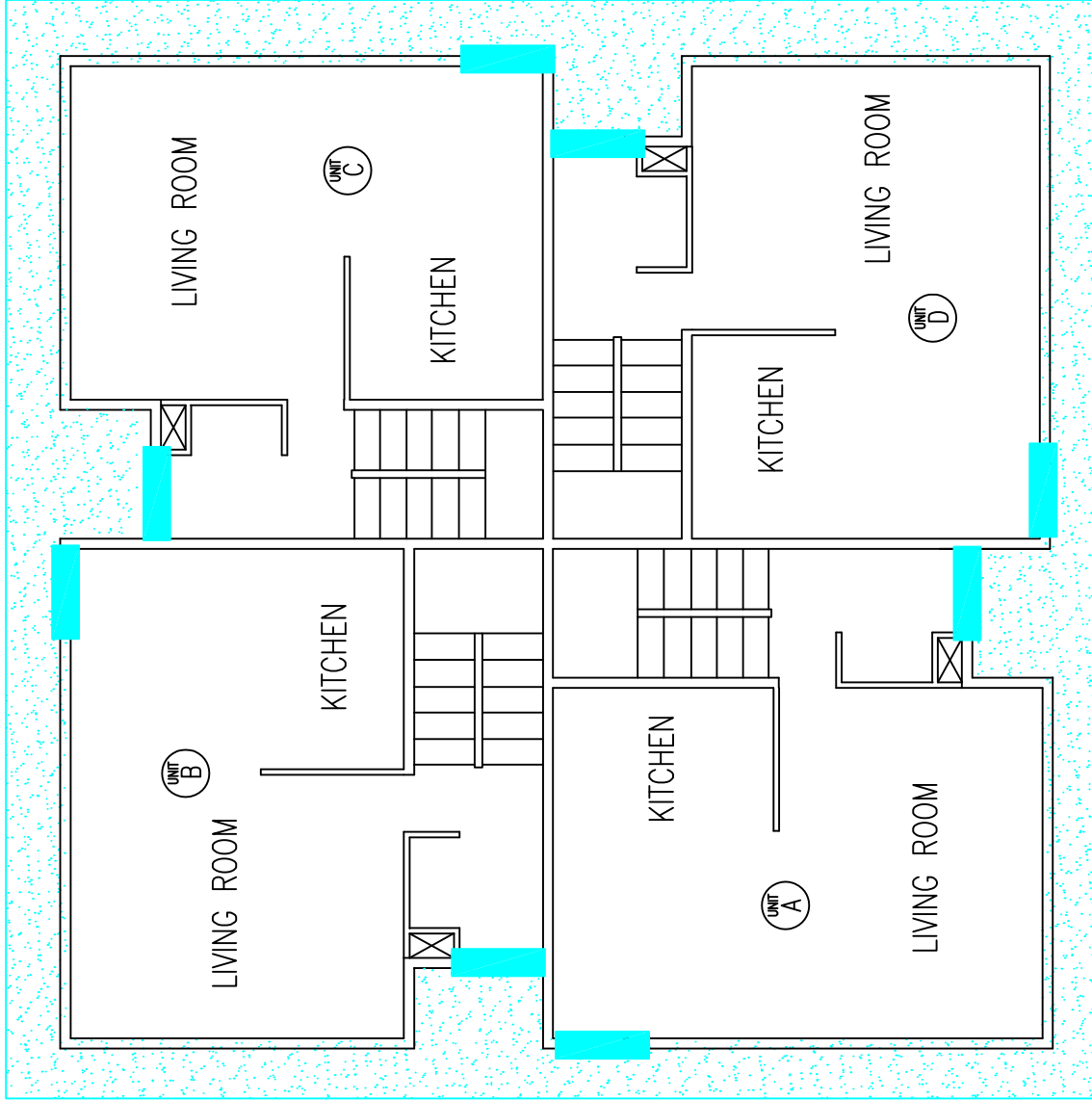
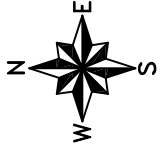
DIAGRAM 204-8
LEAD-BASED PAINT LOCATIONS



204 BASEMENT
DRAWING NOT TO SCALE

 - LEAD-BASED PAINT ON STEEL BEAMS

DIAGRAM 204-9
 SAMPLING LOCATIONS

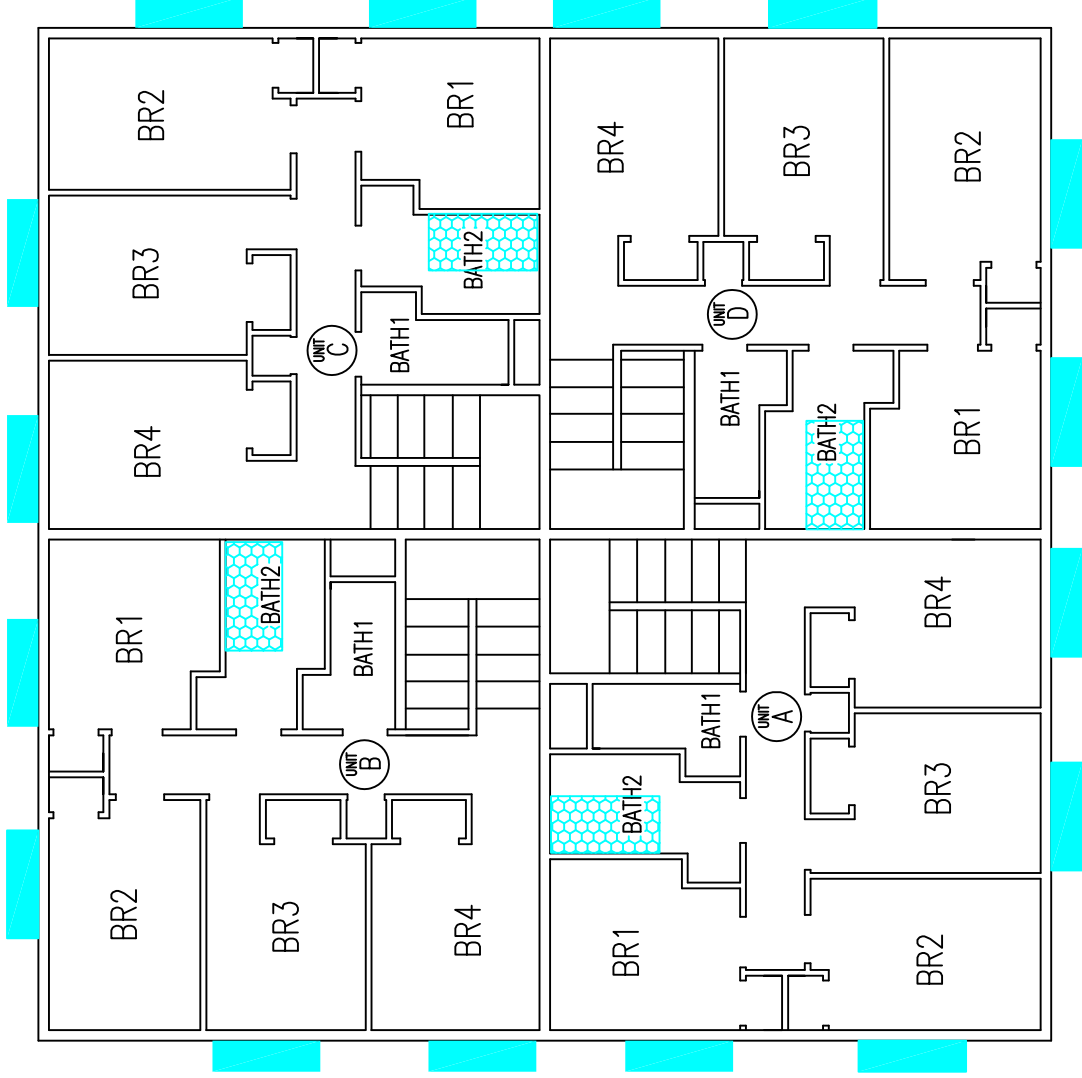
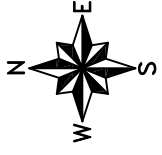


- LEAD-BASED PAINT ON EXTERIOR DOOR JAMBS
- TAN/WHITE LEAD-BASED PAINT ON LOWER SOFFIT

204 FIRST FLOOR
 DRAWING NOT TO SCALE

DIAGRAM 204-10

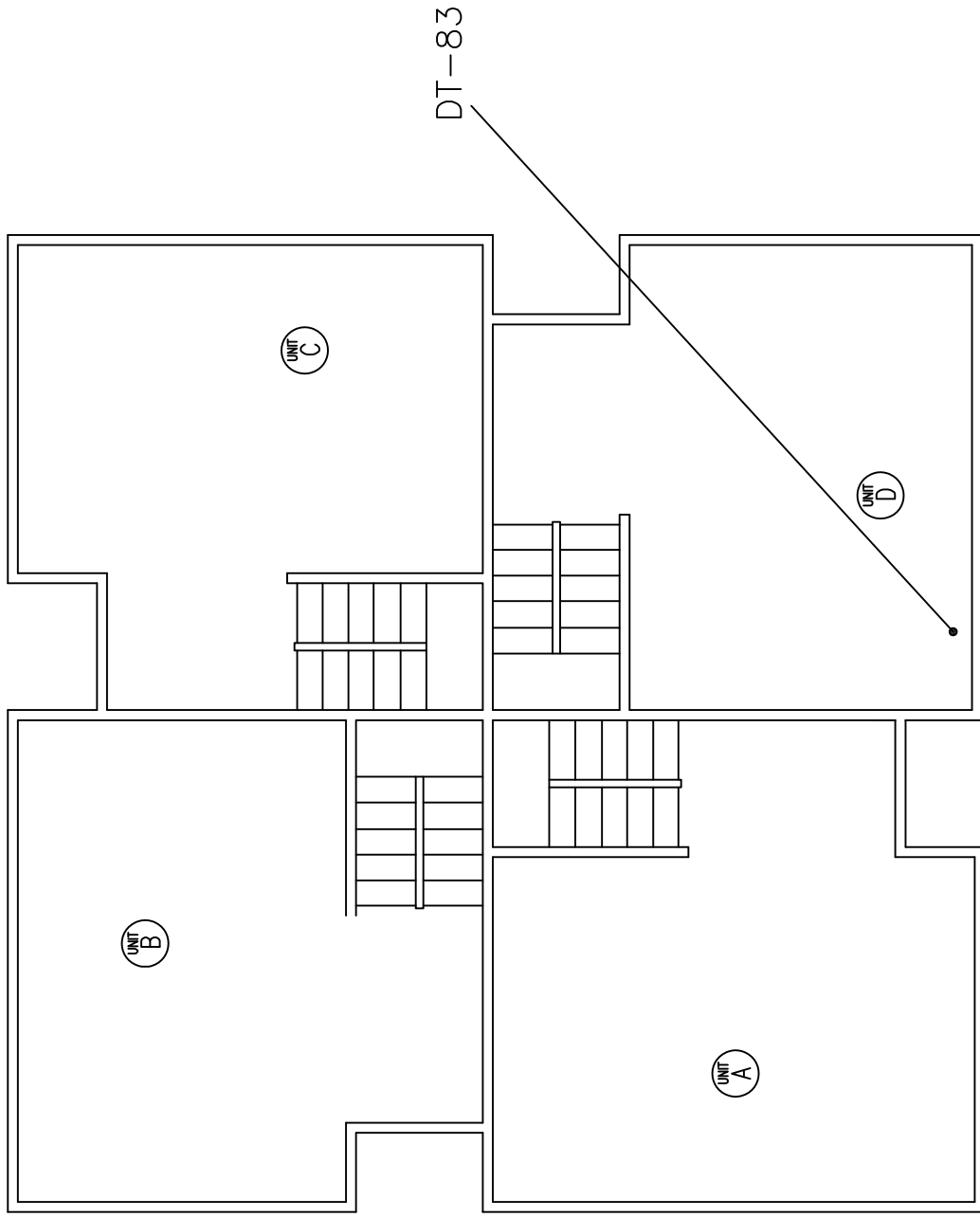
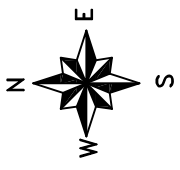
LEAD-BASED PAINT LOCATIONS



- LEAD-BASED PAINT ON EXTERIOR VERTICAL WINDOW CASING (2" X 6" BOARDS)
- LEAD-BASED PAINT ON TUB

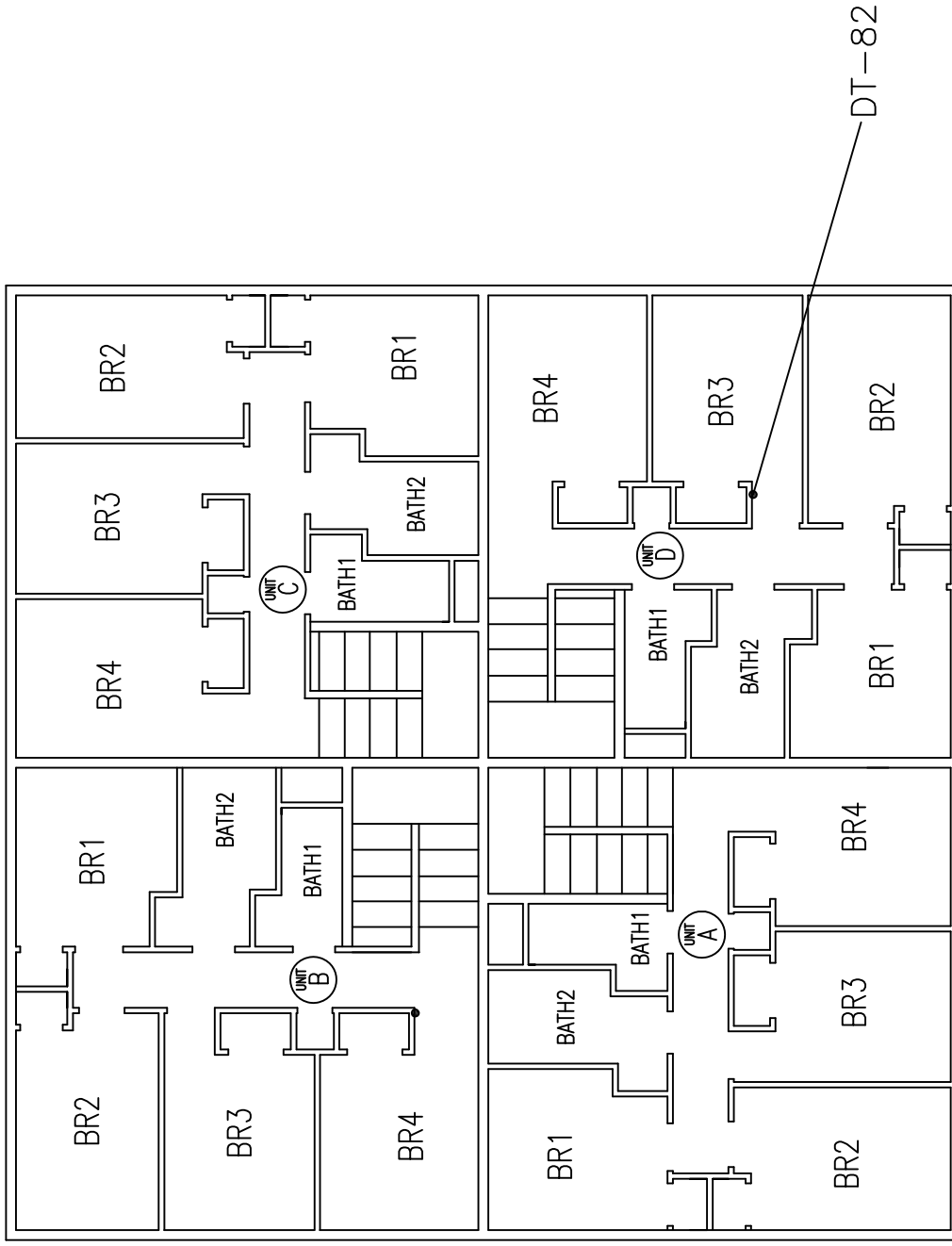
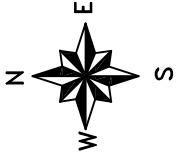
204 SECOND FLOOR
DRAWING NOT TO SCALE

DIAGRAM 218-1
SAMPLING LOCATIONS



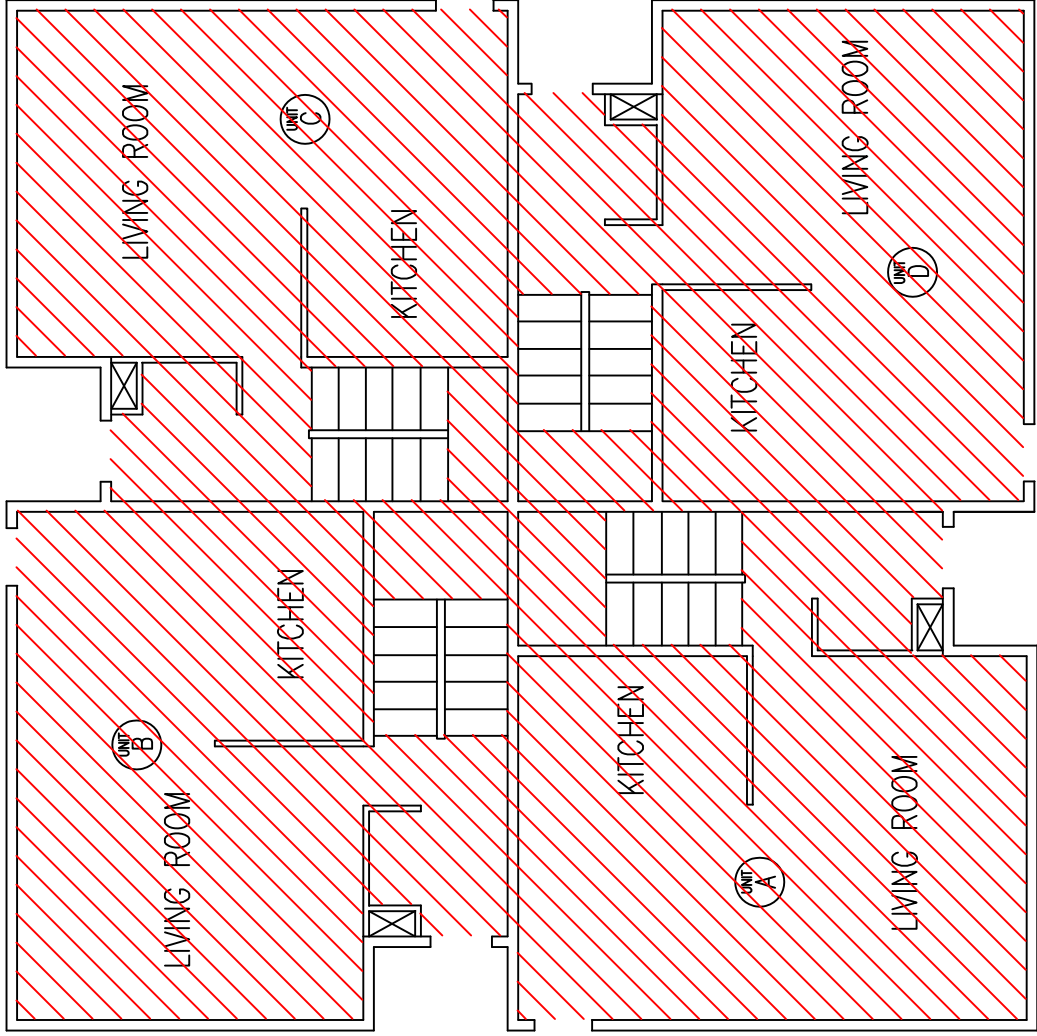
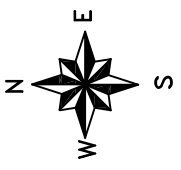
218 BASEMENT
DRAWING NOT TO SCALE

DIAGRAM 218-2
SAMPLING LOCATIONS



218 SECOND FLOOR
DRAWING NOT TO SCALE

DIAGRAM 218-3
ASBESTOS FLOORING LOCATIONS



218 FIRST FLOOR
DRAWING NOT TO SCALE



-ASBESTOS FLOOR TILE
NON-ASBESTOS FLOOR TILES

MASTIC UNDER

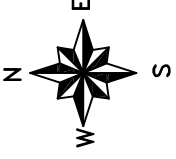
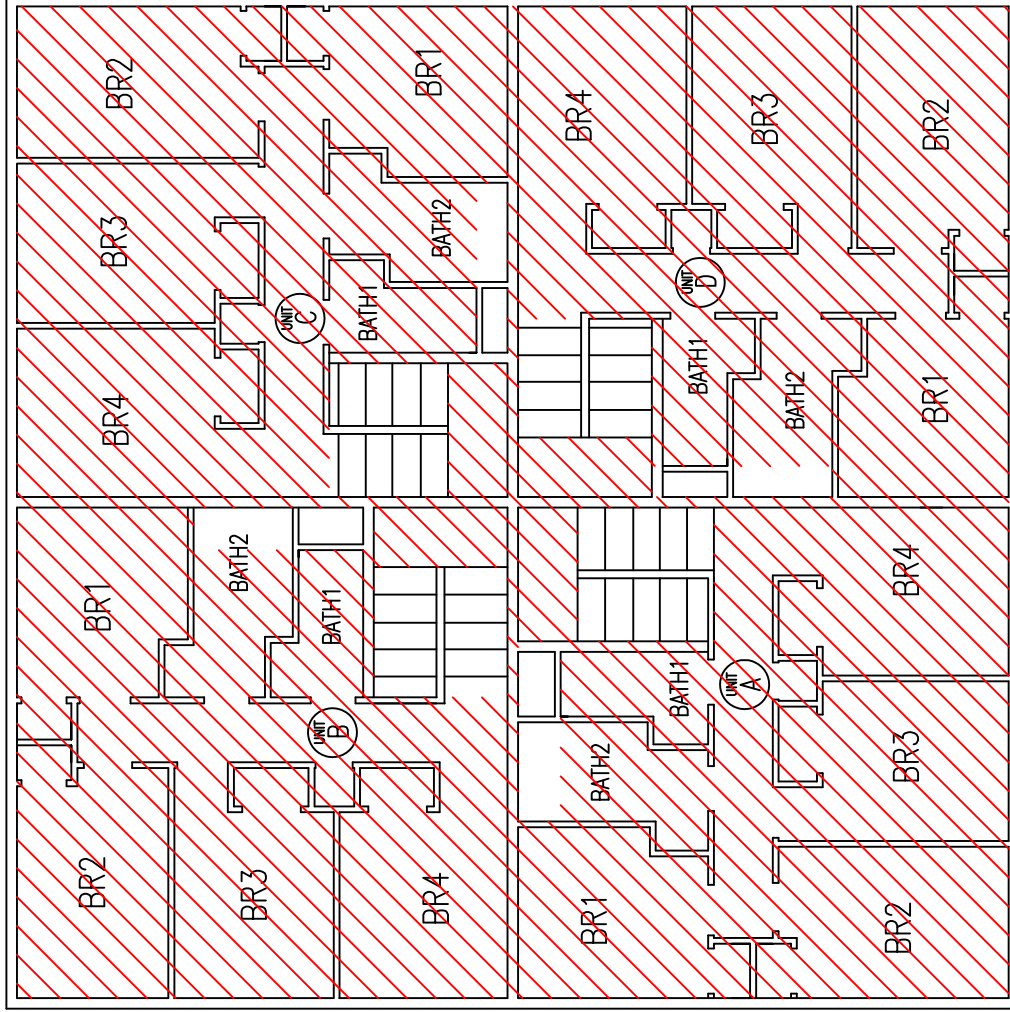


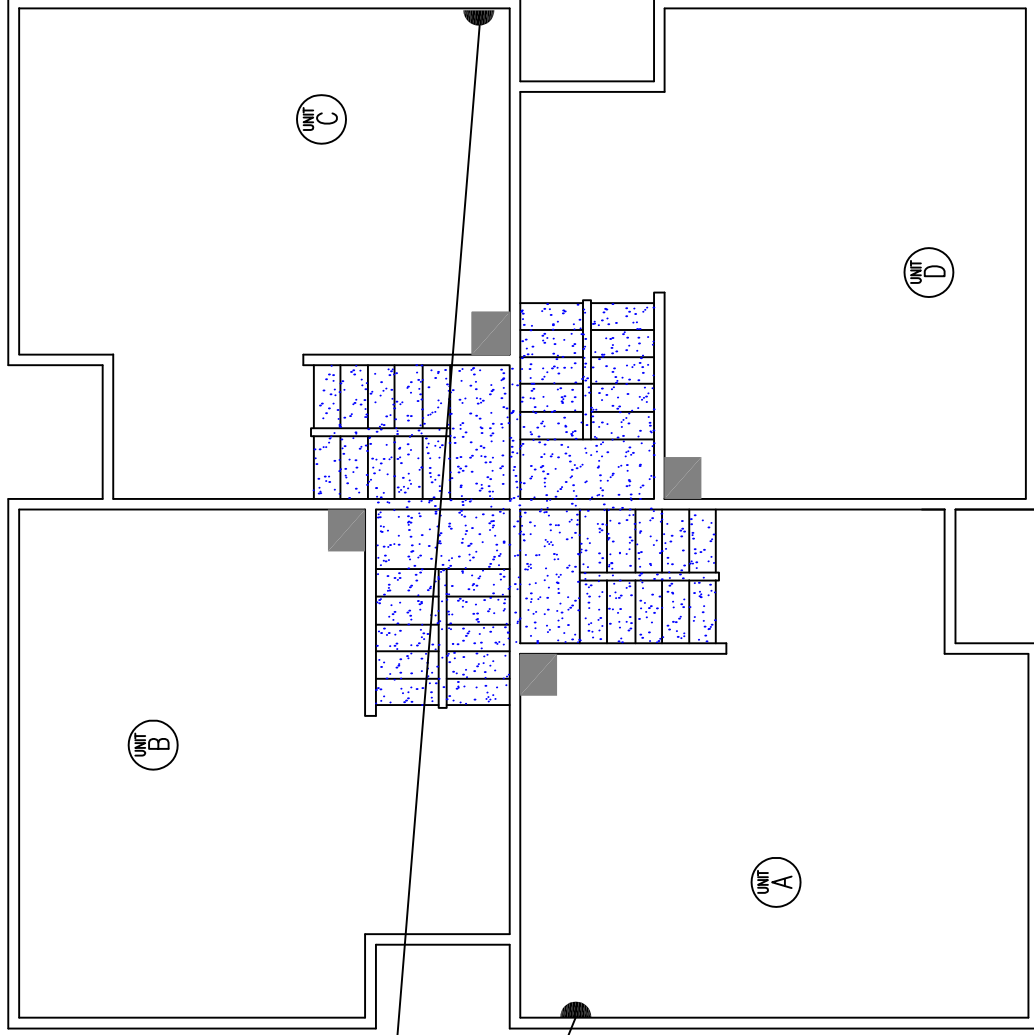
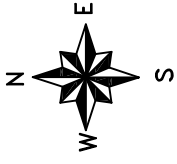
DIAGRAM 218-4 ASBESTOS FLOORING LOCATIONS



-ASBESTOS FLOOR TILE MASTIC UNDER
NON-ASBESTOS FLOOR TILES

218 SECOND FLOOR DRAWING NOT TO SCALE

DIAGRAM 218-5 TAPING COMPOUND LOCATIONS



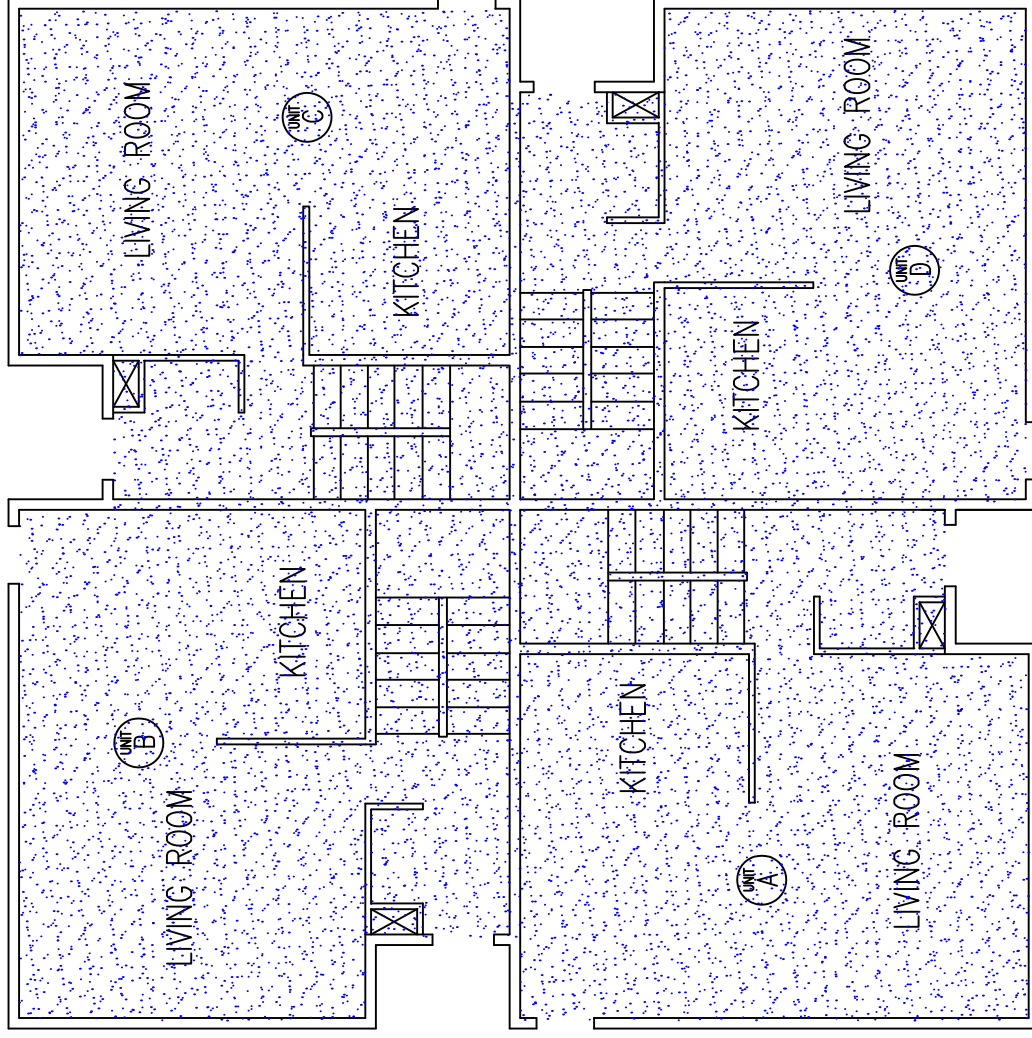
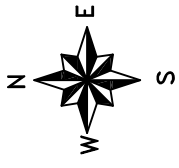
ELECTRICAL CONDUIT
PENETRATION PUTTY

- ASBESTOS FLUE PACKING/MORTAR AT LOWER (OLD) HOLE
- ASBESTOS TAPING/JOINT COMPOUND

218 BASEMENT

DRAWING NOT TO SCALE

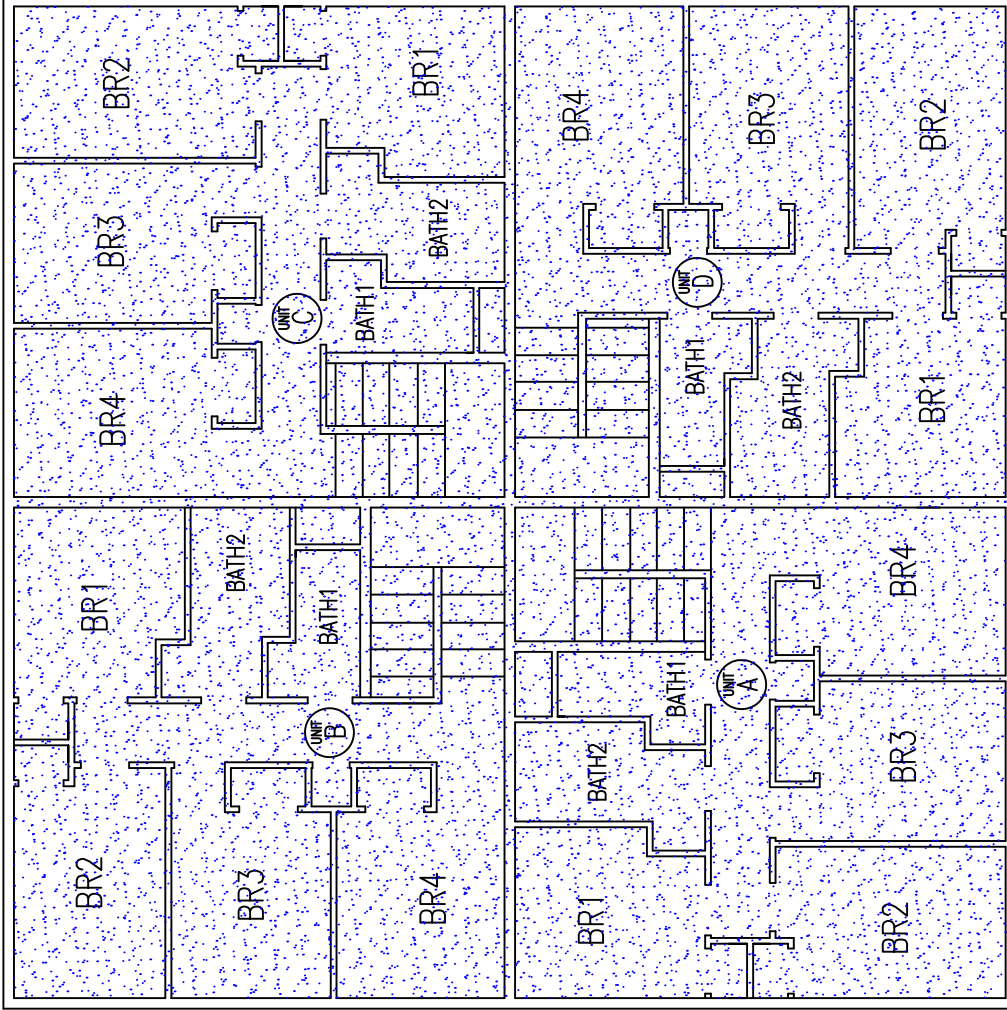
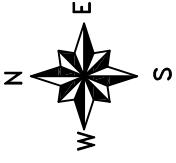
DIAGRAM 218-6
TAPING COMPOUND LOCATIONS



-ASBESTOS TAPING/JOINT COMPOUND

218 FIRST FLOOR
DRAWING NOT TO SCALE

DIAGRAM 218-7
TAPING COMPOUND LOCATIONS

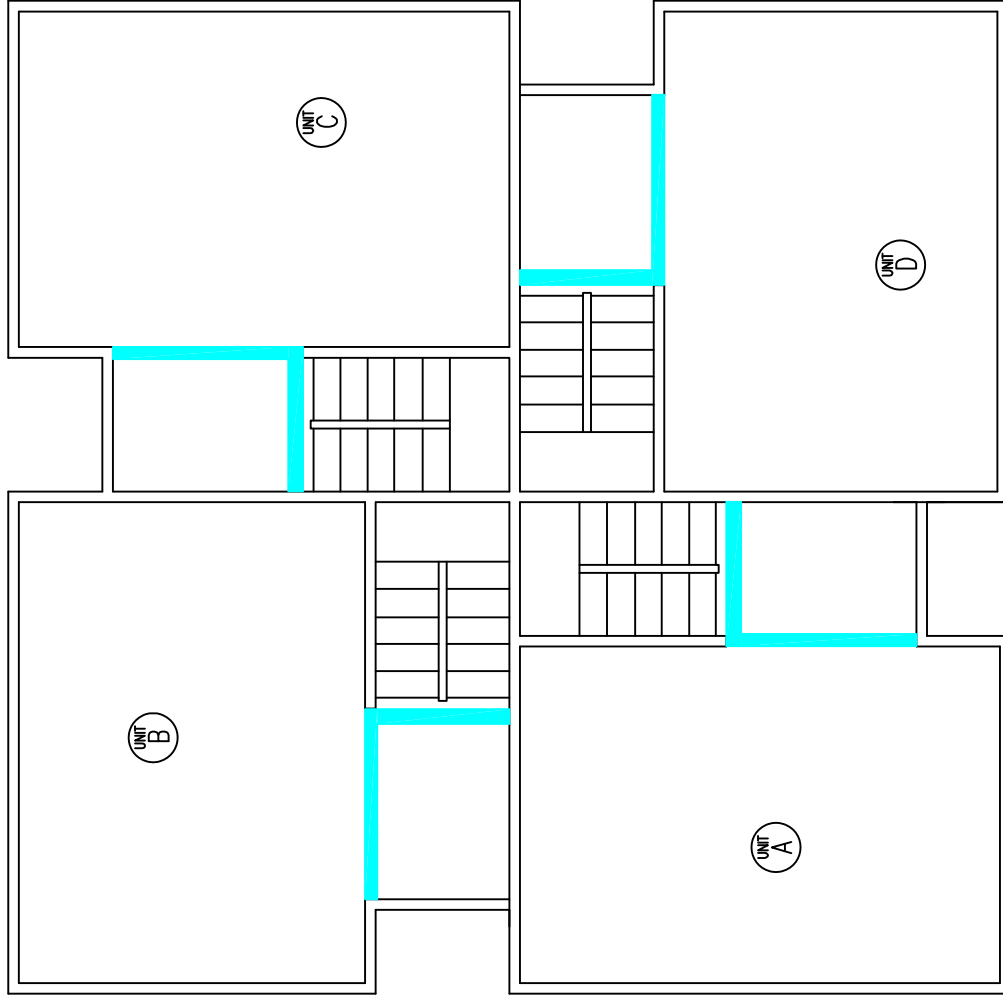
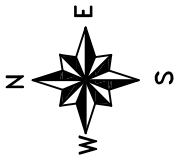


218 SECOND FLOOR
DRAWING NOT TO SCALE



-ASBESTOS TAPING/JOINT COMPOUND

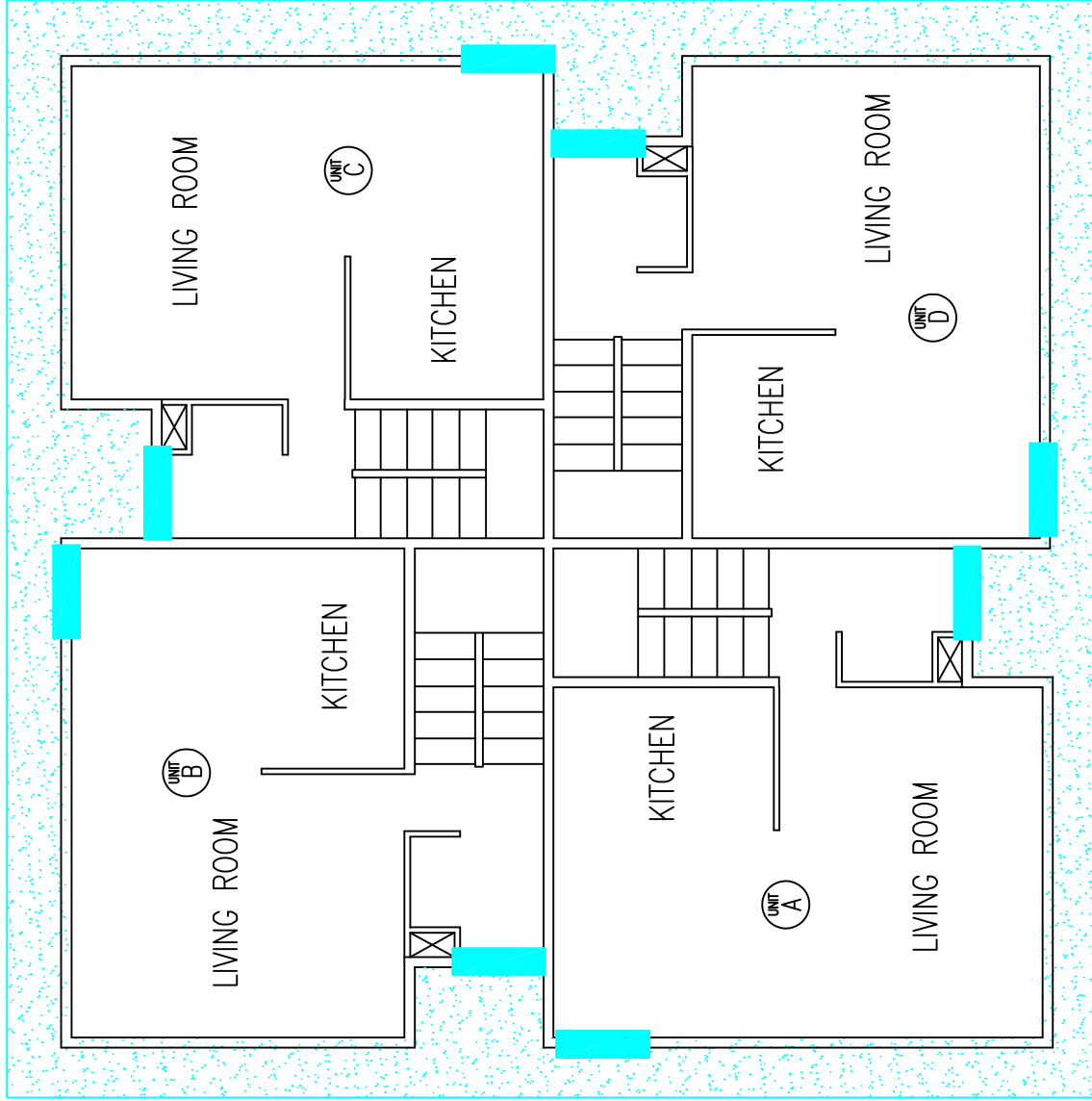
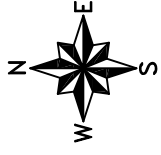
DIAGRAM 218-8
LEAD-BASED PAINT LOCATIONS



218 BASEMENT
DRAWING NOT TO SCALE

- LEAD-BASED PAINT ON STEEL BEAMS

DIAGRAM 218-9 SAMPLING LOCATIONS

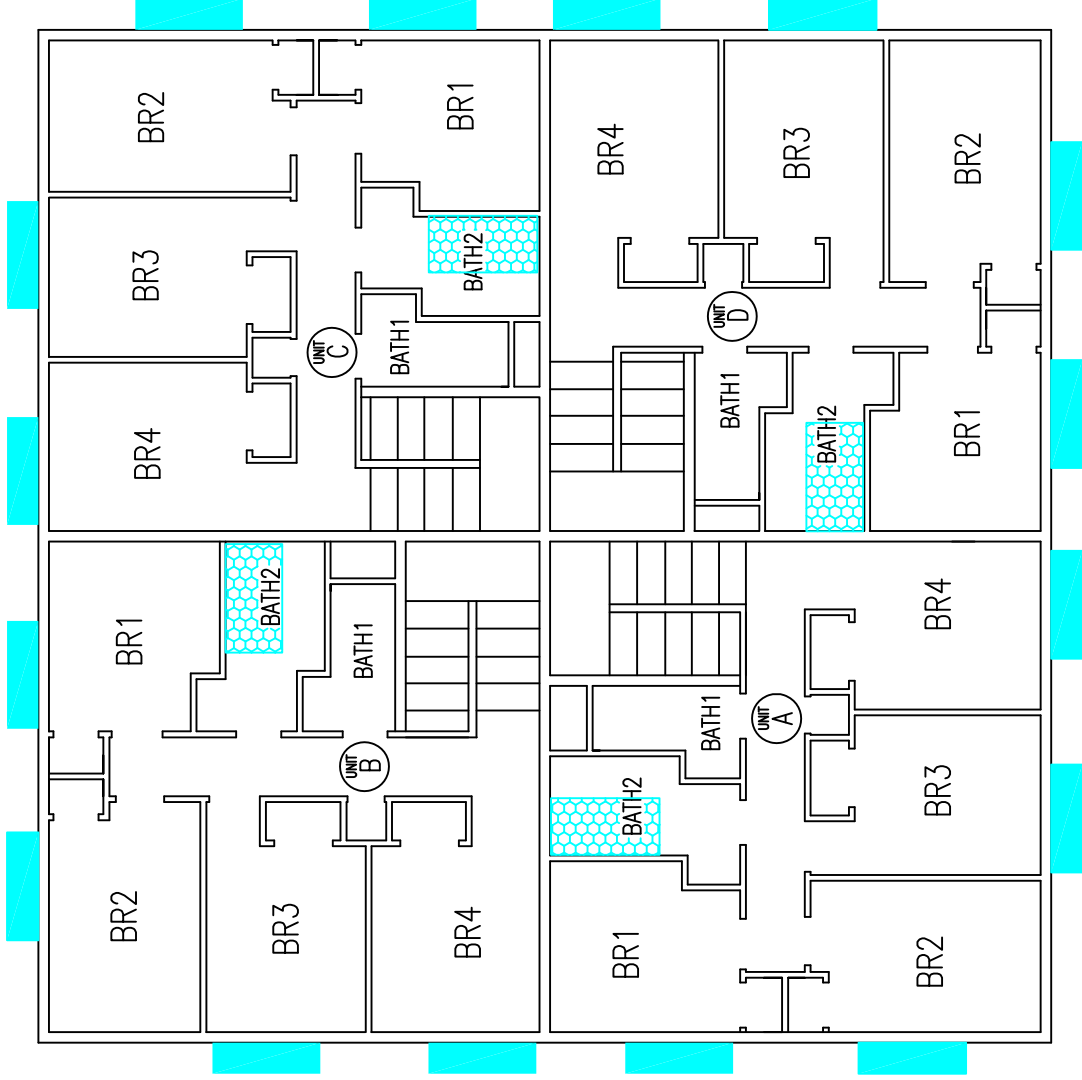
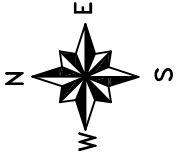


- LEAD-BASED PAINT ON EXTERIOR DOOR JAMBS
- TAN/WHITE LEAD-BASED PAINT ON LOWER SOFFIT

218 FIRST FLOOR
DRAWING NOT TO SCALE

DIAGRAM 218-10

LEAD-BASED PAINT LOCATIONS



- LEAD-BASED PAINT ON EXTERIOR VERTICAL WINDOW CASING (2" X 6" BOARDS)
- LEAD-BASED PAINT ON TUB

218 SECOND FLOOR
DRAWING NOT TO SCALE

APPENDIX D
CERTIFICATIONS/ACCREDITATIONS

Expiration Date: November 5, 2015

Certificate No: 5LM11051405IR

This is to certify that
Andrew J. Tinklenberg
has attended and successfully completed an
ASBESTOS INSPECTOR
REFRESHER TRAINING COURSE

permitted by
the State of Minnesota under Minnesota Rules 4620.3702 to 4620.3722
and meets the requirements of
Section 206 of Title II of the Toxic Substances Control Act (TSCA)
conducted by

Lake States Environmental, Ltd.
in
White Bear Lake, MN on November 5, 2014
Examination Date: November 5, 2014

Lake States Environmental, Ltd
P. O. Box 645, Rice Lake, WI 54868
(800) 254-9811

Paul D. McNeill
Training Instructor



[Signature]
Director, Env. Health Div.

MDH ASBESTOS INSPECTOR
Certified by:
State of Minnesota
Department of Health
Expires: 11/05/2015
Andrew J Tinklenberg
10300 Devonshire Cir #E301
Bloomington, MN 55420

No A110519 Issued 11/10/2014

Certificate No: 5LM03041405PbRAR

Issue Date: March 4, 2014

This diploma is awarded to
Andrew J. Tinklenberg
13727 Hemlock Ct Apple Valley MN 55124
for successfully completing and passing the examination for the

**LEAD (Pb) RISK ASSESSOR
REFRESHER TRAINING COURSE**

This training course is approved by the State of Minnesota
under Minnesota Rules, parts 4761.2000 to 4761.2700
and meets the requirements of 40 CFR 745.225,
and Title X of the Toxic Substances Control Act (TSCA)

conducted by

Lake States Environmental, Ltd.

**White Bear Lake, MN on March 4, 2014
Examination Date: March 4, 2014**

Lake States Environmental, Ltd
P. O. Box 645, Rice Lake, WI 54868
(800) 254-9811


Bob Kogalla - Training Course Manager

LEAD RISK ASSESSOR
MIDH
Licensed by:
State of Minnesota
Department of Health
License No. LR3106
Expires 03/04/2016
Andrew J Tinklenberg
10300 Devonshire Cir #E301
Bloomington, MN 55420
Director, Env. Health Div




Certificate of Achievement

This is to certify that

Andrew Tinklenberg
Legend Technical Services, Inc.

on the 7th day of December 2007 successfully completed the factory training for

RMD's LPA-1 Lead Paint Inspection System

including, but not limited to the topics of Radiation Safety, DOT Regulations, and the Proper Use of the Instrument.



Jacob Paster, Vice President, RMD
44 Hunt St., Watertown, Massachusetts



Certificate No: 5LM08061404IR

Expiration Date: August 6, 2015

This is to certify that
Keith Giorgi
has attended and successfully completed an

**ASBESTOS INSPECTOR
REFRESHER TRAINING COURSE**

permitted by
the State of Minnesota under Minnesota Rules 4620.3702 to 4620.3722
and meets the requirements of
Section 206 of Title II of the Toxic Substances Control Act (TSCA)
conducted by

Lake States Environmental, Ltd.

**White Bear Lake, MN on August 6, 2014
Examination Date: August 6, 2014**

Lake States Environmental, Ltd
P. O. Box 645, Rice Lake, WI 54868
(800) 254-9811

P. A. 19 M. Zwick
Training Inspector

MDH
MINNESOTA
DEPARTMENT OF HEALTH
ASBESTOS
INSPECTOR

Certified by:
State of Minnesota
Department of Health
Expires: 08/06/2015
Keith J Giorgi
1495 Auburn Ct
Eagan, MN 55122



Director, Env. Health Div. No. A12213 Issued: 08/11/2014

Certificate No: 5LM08071402PbRAR

Issue Date: August 7, 2014

This diploma is awarded to
Keith Giorgi
1495 Auburn Ct Eagan MN 55122
for successfully completing and passing the examination for the

LEAD (Pb) RISK ASSESSOR REFRESHER TRAINING COURSE

This training course is Approved by the State of Minnesota
under Minnesota Rules, parts 4761.2000 to 4761.2700
and meets the requirements of 40 CFR 745.225,
and Title X of the Toxic Substances Control Act (TSCA)
conducted by

Lake States Environmental, Ltd.

in
White Bear Lake, MN on August 7, 2014
Examination Date: August 7, 2014

Lake States Environmental, Ltd
P. O. Box 645, Rice Lake, WI 54868
(800) 254-9811



Keith J Giorgi
Director, Env. Health Div.



LEAD


Risk Assessor

Licensed by:
State of Minnesota
Department of Health
License No. LR231
Expires 08/07/2015

Keith J Giorgi
1495 Auburn Ct
Eagan, MN 55122

Joseph Falk
Training Course Manager

United States Department of Commerce
National Institute of Standards and Technology



Certificate of Accreditation to ISO/IEC 17025:2005

NVLAP LAB CODE: 102081-0

Legend Technical Services, Inc.

St. Paul, MN

*is accredited by the National Voluntary Laboratory Accreditation Program for specific services,
listed on the Scope of Accreditation, for:*

BULK ASBESTOS FIBER ANALYSIS

*This laboratory is accredited in accordance with the recognized International Standard ISO/IEC 17025:2005.
This accreditation demonstrates technical competence for a defined scope and the operation of a laboratory quality
management system (refer to joint ISO-ILAC-IAF Communiqué dated January 2009).*



A handwritten signature in black ink, appearing to read "Michael R. M. C. D.", is written over a horizontal line.

2014-04-01 through 2015-03-31

Effective dates

For the National Institute of Standards and Technology



**National Voluntary
Laboratory Accreditation Program**



SCOPE OF ACCREDITATION TO ISO/IEC 17025:2005

Legend Technical Services, Inc.

88 Empire Drive
St. Paul, MN 55103
Ms. Cheryl Sykora

Phone: 651-221-4085 Fax: 651-642-1239

E-Mail: CSykora@legend-group.com

URL: <http://www.legend-group.com>

BULK ASBESTOS FIBER ANALYSIS (PLM)

NVLAP LAB CODE 102081-0

<i>NVLAP Code</i>	<i>Designation / Description</i>
18/A01	EPA 600/M4-82-020: Interim Method for the Determination of Asbestos in Bulk Insulation Samples
18/A03	EPA 600/R-93/116: Method for the Determination of Asbestos in Bulk Building Materials

2014-04-01 through 2015-03-31

Effective dates

For the National Institute of Standards and Technology



AIHA Laboratory Accreditation Programs, LLC

acknowledges that

LEGEND Technical Services, Inc.

88 Empire Drive, St. Paul, MN 55103

Laboratory ID: 101095

along with all premises from which key activities are performed, as listed above, has fulfilled the requirements of the AIHA Laboratory Accreditation Programs (AIHA-LAP), LLC accreditation to the ISO/IEC 17025:2005 international standard, *General Requirements for the Competence of Testing and Calibration Laboratories* in the following:

LABORATORY ACCREDITATION PROGRAMS

- INDUSTRIAL HYGIENE** Accreditation Expires: 07/01/2015
- ENVIRONMENTAL LEAD** Accreditation Expires: 07/01/2015
- ENVIRONMENTAL MICROBIOLOGY** Accreditation Expires:
- FOOD** Accreditation Expires:
- UNIQUE SCOPES** Accreditation Expires:

Specific Field(s) of Testing (FoT)/Method(s) within each Accreditation Program for which the above named laboratory maintains accreditation is outlined on the attached **Scope of Accreditation**. Continued accreditation is contingent upon successful on-going compliance with ISO/IEC 17025:2005 and AIHA-LAP, LLC requirements. This certificate is not valid without the attached **Scope of Accreditation**. Please review the AIHA-LAP, LLC website (www.aihaaccreditedlabs.org) for the most current Scope.

Larry S. Pierce
Chairperson, Analytical Accreditation Board

Cheryl O. Morton
Managing Director, AIHA Laboratory Accreditation Programs, LLC

Revision 13: 03/12/2013

Date Issued: 08/30/2013



AIHA Laboratory Accreditation Programs, LLC SCOPE OF ACCREDITATION

LEGEND Technical Services, Inc.

88 Empire Drive, St. Paul, MN 55103

Laboratory ID: **101095**

Issue Date: 08/30/2013

The laboratory is approved for those specific field(s) of testing/methods listed in the table below. Clients are urged to verify the laboratory's current accreditation status for the particular field(s) of testing/Methods, since these can change due to proficiency status, suspension and/or withdrawal of accreditation.

The EPA recognizes the AIHA-LAP, LLC ELLAP program as meeting the requirements of the National Lead Laboratory Accreditation Program (NLLAP) established under Title X of the Residential Lead-Based Paint Hazard Reduction Act of 1992 and includes paint, soil and dust wipe analysis. Air analysis is not included as part of the NLLAP.

Environmental Lead Laboratory Accreditation Program (ELLAP)

Initial Accreditation Date: 01/01/2002

Field of Testing (FoT)	Method	Method Description <i>(for internal methods only)</i>
Paint	EPA SW-846-3050C	
	NIOSH 7300	
Soil	EPA SW-846-3050C	
	NIOSH 7300	
Settled Dust by Wipe	EPA SW-846-3050C	
	NIOSH 7300	
Airborne Dust	EPA SW-846-3050C	
	NIOSH 7300	

A complete listing of currently accredited Environmental Lead laboratories is available on the AIHA-LAP, LLC website at: <http://www.aihaaccreditedlabs.org>

APPENDIX E
PHOTOGRAPHS

St. Paul Public Housing – Dunedin Terrace
175-218 East Congress Street
St. Paul, MN 55107
Asbestos Sampling & Lead in Paint Testing
December 12 & 15, 2014, January 7, 2015



Photo 1 – ACM Packing on Old Chimney Flue Opening



Photo 2 – ACM Pipe Fitting Insulation

St. Paul Public Housing – Dunedin Terrace
175-218 East Congress Street
St. Paul, MN 55107
Asbestos Sampling & Lead in Paint Testing
December 12 & 15, 2014, January 7, 2015




Photo 3 – ACM Black Mastic Under Non-ACM 12"x12" Floor Tile



Photo 4 – ACM Joint Compound on Non-ACM Drywall

St. Paul Public Housing – Dunedin Terrace
175-218 East Congress Street
St. Paul, MN 55107
Asbestos Sampling & Lead in Paint Testing
December 12 & 15, 2014, January 7, 2015



Photo 5 – Lead-Based Paint on Metal I-Beam & Angle Iron in Basements



Photo 6 – Lead-Based Paint on Exterior Window Casing Boards & Lower Soffits

St. Paul Public Housing – Dunedin Terrace
175-218 East Congress Street
St. Paul, MN 55107
Asbestos Sampling & Lead in Paint Testing
December 12 & 15, 2014, January 7, 2015




Photo 7 – Lead-Based
Paint on Exterior Door
Jambs (Assumed Under
Green & Brown Paint)