

**LEAD RISK ASSESSMENT
REPORT**

**WILSON HI-RISE APARTMENT BUILDING
1300 Wilson Avenue
St. Paul, Minnesota**

PREPARED FOR

**St. Paul Public Housing Agency
261 East University Avenue
St. Paul, Minnesota, 55103**

PREPARED BY

**Professional Service Industries, Inc.
2401 Pilot Knob Road, Suite 138
Mendota Heights, MN 55120**

**Phone # (651) 646-8148
Fax # (651) 646-8258**

PSI Project #0673226-1

January 20, 2011

Public Housing Agency of the City of St. Paul
 555 Wabasha Street North, Suite 400
 St. Paul, Minnesota 55102

Attn: Dave Lange
 St. Paul Public Housing

651-292-6073

Subject: LBP Inspection and Risk Assessment – 1300 Wilson Avenue, St. Paul, Minnesota
 PSI Project No. 0673226-1

Dear Mr. Lang:

On October 5th & 6th, and November 3rd, 2010, Mr. Michael Tjaden and Stephen Luth of Professional Service Industries, Inc. (PSI) conducted a combination lead-based paint inspection / risk assessment at the above address. Mr. Tjaden and Mr. Luth are certified Risk Assessors through the Minnesota Department of Health. The current owner of this property is the Public Housing Agency of the City of St. Paul (PHA).

Were Lead-Based Paint (LBP) Hazards discovered at this residence? Yes No

A lead-based paint hazard is any of the following:

- LBP on a friction surface subject to abrasion and where the dust levels on the nearest horizontal surface (sill or floor) exceed the floor or window levels shown below.
- LBP damaged by impact
- LBP showing evidence of teeth marks
- Any other deteriorated LBP

Based on the HUD Guidelines, the following components must be treated as LBP throughout the building.

COMPONENT	# TESTED	# POSITIVE	% POSITIVE
EXTERIOR PATIO RAILINGS	1	1	100.00%
BALCONY RAILINGS	3	3	100.00%

In addition the following building components tested positive for lead. Although not technically lead-based paint, renovation, repair or other disturbance of these materials may result in lead dust exposure.

COMPONENT	# TESTED	# POSITIVE	% POSITIVE
GLAZED BLOCK WALL	16	15	93.75%

No other components tested were found to contain lead at greater than or equal to 1.0 mg/cm². Detailed XRF testing results are contained in Section A-1 of this report.

Were Lead Dust Hazards discovered at this residence?

Yes No

A lead-dust hazard is surface dust exceeding the levels shown below on one or more of the following components:

- Floors: 40µg/Square Foot
 - Window Sills: 250µg/Square Foot
 - Window Troughs 400µg/Square Foot
- Dust sample results location: Section A-2. Hazard recommendations: Section A-3

The average dust level for each category was determined to be:

Floor	Window Sills
20 µg/SqFt	11.32 µg/SqFt

The slider windows found at the subject property did not have a trough and therefore no trough samples were collected. None of the individual dust wipe samples were found to contain lead dust above the respective regulatory standards.

Were Lead Soil Hazards discovered at this residence?

Yes No

A soil-lead hazard is bare soil containing 100 µg/g (micrograms per gram) in composited samples collected from the bare soil areas around the drip-line of the house or in the rest of the yard. Soil sample results are located in Section A-2 of this report. Hazard information and recommendations are located in Section A-3.

Bare Soil
43 µg/Kg

No lead hazards were identified in association with Wilson Hi-Rise.

The simplest way to reduce lead exposures is through regular washing of hands, toys, and horizontal surfaces in the home with a liquid hand soap or dish soap and water. It is highly recommended that disposable cleaning materials be used to wash surfaces, so as not to re-contaminate them with a used mop or cloth. A guide to reducing lead hazards in the home is included in Section C of this report. Other ways of reducing lead hazards within the home include taking shoes off before entering living areas, letting water run prior to drinking or cooking, covering exposed soil with plant materials, and vacuuming with a High Efficiency Particulate Air (HEPA) filtered vacuum.

For more information regarding lead poisoning and prevention, contact your local health department or the National Lead Information Center (800-424-LEAD (5323)). Contact the Minnesota Department of Health Lead Program at (651) 201-4620 for information regarding lead hazard remediation or selection of qualified lead professionals. Additional Information is also available on the internet at www.health.state.mn.us/divs/eh/lead/index.html

The purpose of this lead-based paint investigation was to identify painted and varnished surfaces i for the presence of lead exceeding the regulatory level and to evaluate the property for the location, type and severity of existing or potential health hazards associated with lead-based paint in tenant and public accessible areas, and then develop recommendations for remediation of those hazards. The following report details the results of the assessment.


The findings of this report must be provided to each new lessee (tenant) or purchaser of this property under Federal law (24 CFR part 35 and 40 CFR part 745) before they become obligated under a lease or sales contract. The complete report must also be provided to purchasers and made available to tenants. Landlords (lessors) and sellers are also required to distribute an educational pamphlet approved by the U.S. Environmental Protection Agency (EPA), entitled *Protect Your Family from Lead in Your Home*, and include standard warning language in their leases or sales contracts to ensure that parents have the information they need to protect their children from lead-based paint hazards.

For more information regarding your obligations under federal lead-based paint regulations, contact the Minnesota Department of Health Lead Program at 651-215-0890.

We share your concern for the safety and well-being of your family or tenants and you are invited to call us at 651-646-8148 with any questions you may have concerning this report or your needs for additional guidance.

Sincerely,

Professional Service Industries, Inc.



Stephen Luth, MDH Risk Assessor No. LR3835



Michael Tjaden, MDH Risk Assessor No. LR316
Principal Consultant

INDEX AND SECTION INFORMATION

The report consists of the preceding cover letter which identifies all lead hazards found on the property and the following sections which provide detailed testing and evaluation information. Helpful information about contents and purpose is included on the cover page of each section.

NOTE: A checked box means that the section is included in this report

- Section A Hazard Assessment and Recommendations: This section includes:
A-1: XRF surface-by surface inventory of all painted and varnished components
A-2: Laboratory analysis of dust, soil and paint chips
A-3: Hazard remediation recommendations for hazards identified in Subparts A-1 and A-2
A-4: Field site sketch
- Section B Property Condition: Includes an assessment of the physical condition of the property and a summary of paint condition on selected surfaces.
- Section C Ownership and Occupants: Includes a physical description of the dwelling and property and information about the current occupants.
- Section D Sampling Procedures: Includes information on the methods used to collect paint, dust and soil samples.
- Section E Hazard Reduction Information and Related Requirements: This section provides guidance for the property owner if hazards have been identified as a result of this assessment.
- Section F PHA Management Information
- Section G Warranty
- Section H Certifications: Risk Assessor and Laboratory Certifications.

SECTION A: HAZARD ASSESSMENT & RECOMMENDATIONS

A-1:	COMPREHENSIVE LEAD-BASED PAINT INVESTIGATION
A-2:	RESULTS OF LABORATORY ANALYSIS
A-3:	HAZARD REMEDIATION RECOMMENDATIONS
A-4:	FIELD SITE SKETCH

The combination lead-based paint inspection / risk assessment conducted for this site was conducted in general accordance with the US Department of Housing and Urban Development (USHUD) Guidelines for the Evaluation and Control of Lead-Based Paint Hazards in Housing published in June, 1995 and revised in 1997. Risk assessment was conducted following a targeted sampling strategy. PSI requested that the PHA provide a list of units that fall into the targeted selection criteria. Based on the age of the apartment building and the number of apartments in the building, 20 units were selected for lead-based paint inspection and risk assessment. This included the targeted units identified by the PHA and additional randomly selected units for all remaining units. In addition, seven additional units were randomly selected, for a total of 27 units for lead-based paint inspection. Tenant accessible common areas and 50% of the hi-rise corridors were also included in the inspection / risk assessment.

A-1 COMPREHENSIVE LEAD-BASED PAINT INVESTIGATION

The following pages contain x-ray fluorescence (XRF) testing of painted and varnished components within selected tenant units, public common areas and on the exterior. XRF technology uses low-level radiation to induce energy in lead atoms within a painted surface, which the XRF unit is able to analyze. The device then displays the direct-reading results in milligrams of lead per square centimeter of surface area tested (mg/cm^2), and is able to determine if lead-based paint is present. Lead-based paint (LBP) is defined by state and federal regulations as surface coatings which contain $1.0 \text{ mg}/\text{cm}^2$ of lead, or greater. Information identifying paint-related hazards is also included in this section.

INSPECTION (PAINT TESTING):

All XRF testing results follow this page and are intended to comply with requirements and methods detailed in the U. S. Department of Housing and Urban Development Guidelines for the Evaluation and Control of Lead-Based Paint in Hazards and Housing, Chapter 7: Lead-Based Paint Inspection (1997 Revision). Lead inspections consist of a surface-by-surface investigation of all painted or varnished building components. XRF testing on this project was performed using a RMD LPA-1 X-ray fluorescence analyzer (XRF) Lead Paint Spectrum Analyzer, serial number 1149 by Michael Tjaden, who has been trained in the use of this unit. The unit was operated in accordance with the Performance Characteristic Sheet (PCS) for the RMD LPA-1 XRF Lead Spectrum Analyzer.

REPORT TERMINOLOGY FOR INSPECTION-RELATED COLUMNS:

Column Title	Contents and abbreviations
Room #	The area or space being tested. May also be a common area or exterior area.
Component	The object or surface being tested
Location	All areas are oriented to walls A,B,C,D. This is described further below in section A-4.
Substrate	The underlying surface to which the paint or varnish has been applied. Wd=Wood, PP=Wallpaper, C=Concrete, Mt=Metal, St=Stone, Mas=Masonry, PI=Plaster, ShRk=Sheetrock, Sc=Stucco
Color	Color of the painted area tested
Condition	G=Good, F=Fair, P=Poor
Reading	In milligrams per square centimeter (mg/cm^2) $1.0 \text{ mg}/\text{cm}^2$ or greater is lead-based paint.

LBP HAZARD ASSESSMENT:

Information identifying paint-related hazards is also included in this section.

A *lead-based paint hazard* is any of the following:

- LBP on a friction surface subject to abrasion and where the dust levels on the nearest horizontal surface (sill or floor) exceed the floor or window levels shown below.
- LBP damaged by impact
- LBP showing evidence of teeth marks
- Any other deteriorated LBP

REPORT TERMINOLOGY FOR LBP HAZARD-RELATED COLUMNS:

Column Title	Contents and abbreviations
Reading	In milligrams per square centimeter (mg/cm ²) 1.0 mg/cm ² or greater is lead-based paint.
Hazard Key	Refers the reader to section A-3 where recommendations to reduce or eliminate lead paint, dust, soil or other hazards are provided.

XRF TESTING SUMMARY
WILSON HI-RISE

BLDG Component	Substrate	# tested	# positive	% Positive
BALCONY RAIL	METAL	2	2	100.00%
BASEBOARD	VINYL	98	0	0.00%
BOOKCASE	WOOD	1	0	0.00%
CABINET	METAL	24	0	0.00%
CABINET	WOOD	25	0	0.00%
CABINET DOOR	WOOD	23	0	0.00%
CEILING	CONCRETE	103	0	0.00%
CEILING	DRYWALL	7	0	0.00%
CEILING	METAL	2	0	0.00%
CEILING	PLASTER	4	0	100.00%
CLOSET DOOR	METAL	71	0	0.00%
CLOSET WALL	DRYWALL	49	0	0.00%
CLOSET SHELF	WOOD	25	0	0.00%
DOOR	METAL	13	0	0.00%
DOOR	WOOD	87	0	0.00%
DOOR FRAME	METAL	100	0	0.00%
DOOR FRAME	WOOD	26	0	0.00%
ELEVATOR DOOR	METAL	6	0	0.00%
ENTRY DOOR	METAL	2	0	0.00%
FLOOR	CONCRETE	3	0	0.00%
FLOOR	EPOXY	25	0	0.00%
FLOOR	TILE	87	0	0.00%
GRATE	METAL	1	0	0.00%
LOUVER	METAL	1	0	0.00%
PANELS	WOOD	1	0	0.00%
PARTITION	METAL	2	0	0.00%
PATIO RAILING	METAL	1	1	100.00%
PIPE	METAL	32	0	0.00%
RADIATOR	METAL	67	0	0.00%
RAIL	WOOD	6	0	0.00%
SHOWER WALL	EPOXY	5	0	0.00%
SHOWER WALL	TILE	20	0	0.00%
SLIDING DOOR	WOOD	26	0	0.00%
STAIR RAIL	METAL	2	0	0.00%
STAIR RAIL	WOOD	1	0	0.00%
STAIR TREAD	CONCRETE	2	0	0.00%
STAIR TREAD	VINYL	1	0	0.00%
STINGER	METAL	3	0	0.00%
VENT	METAL	10	0	0.00%
WALL	GLAZED BLOCK	16	15	93.75%
WALL	DRYWALL	429	0	0.00%
WALL	CONCRETE	29	0	0.00%
WINDOW FRAME	WOOD	30	0	0.00%
WINDOW TRIM	WOOD	2	0	0.00%

Project Name:	St. Paul PHA	XRF# 1149	1	2	3	TIME	
Project Number:	0673226-1	Test Block 1:	1.2	1.3	1.2	9:00	10/5/10
Date:	10/5-6/2010	Test Block 2:	1.0	1.2	1.0	12:10	10/5/10
Risk Assessor:	Michael Tjaden	Test Block 3:	1.0	1.0	1.1	15:30	10/5/10
	Stephen Luth	Test Block 1:	1.0	1.1	1.2	9:30	10/6/10
		Test Block 2:	1.0	0.9	0.9	13:10	10/6/10
		Test Block 3:	1.0	0.9	0.9	15:10	10/6/10
	Wilson Hi-Rise						
Address:	1300 East Wilson Avenue, St. Paul, MN						

Sample Number:	Apartment #	Room #	BLDG Component	Location	Substrate	Color	Condition	Reading	Hazard Key
1	205	1	WALL	A	DRYWALL	WHITE	INTACT	0.1	
2	205	1	WALL	B	DRYWALL	WHITE	INTACT	-0.1	
3	205	1	WALL	C	DRYWALL	WHITE	INTACT	-0.1	
4	205	1	WALL	D	DRYWALL	WHITE	INTACT	0.0	
5	205	1	FLOOR	A	TILE	WHITE	INTACT	0.1	
6	205	1	CEILING	A	CONCRETE	WHITE	INTACT	-0.1	
7	205	1	BASE BOARD	B	VINYL	BROWN	INTACT	0.0	
8	205	1	DOOR	A	WOOD	BROWN	INTACT	0.1	
9	205	1	DOOR FRAME	A	METAL	BROWN	INTACT	0.0	
10	205	1	SLIDING DOOR	C	WOOD	BROWN	INTACT	-0.1	
11	205	1	DOOR FRAME	C	WOOD	BROWN	INTACT	0.0	
12	205	2	WALL	A	DRYWALL	WHITE	INTACT	0.0	
13	205	2	WALL	B	DRYWALL	WHITE	INTACT	-0.1	
14	205	2	WALL	C	DRYWALL	WHITE	INTACT	0.0	
15	205	2	WALL	D	DRYWALL	WHITE	INTACT	-0.1	
16	205	2	FLOOR	A	TILE	WHITE	INTACT	0.1	
17	205	2	CEILING	A	CONCRETE	WHITE	INTACT	0.2	
18	205	2	BASE BOARD	C	VINYL	BROWN	INTACT	-0.2	
19	205	2	DOOR	D	WOOD	BROWN	INTACT	0.1	
20	205	2	DOOR FRAME	D	METAL	BROWN	INTACT	-0.1	
21	205	2	WINDOW FRAME	D	WOOD	BROWN	INTACT	0.0	
22	205	3	WALL	A	DRYWALL	WHITE	INTACT	-0.2	
23	205	3	WALL	B	DRYWALL	WHITE	INTACT	0.1	
24	205	3	WALL	C	DRYWALL	WHITE	INTACT	-0.1	
25	205	3	WALL	D	DRYWALL	WHITE	INTACT	-0.3	
26	205	3	FLOOR	A	EPOXY	BROWN	INTACT	0.1	
27	205	3	CEILING	A	CONCRETE	WHITE	INTACT	0.1	
28	205	3	DOOR	C	WOOD	BROWN	INTACT	0.2	
29	205	3	DOOR FRAME	C	METAL	BROWN	INTACT	0.0	
30	205	4	WALL	A	DRYWALL	WHITE	INTACT	0.0	
31	205	4	WALL	B	DRYWALL	WHITE	INTACT	0.1	
32	205	4	WALL	C	DRYWALL	WHITE	INTACT	0.0	
33	205	4	WALL	D	DRYWALL	WHITE	INTACT	0.0	
34	205	4	FLOOR	A	TILE	WHITE	INTACT	-0.2	
35	205	4	CEILING	A	CONCRETE	WHITE	INTACT	-0.1	
36	205	4	BASE BOARD	B	VINYL	BROWN	INTACT	0.1	
37	205	1	RADIATOR	B	METAL	WHITE	INTACT	0.1	
38	205	1	CLOSET DOOR	D	METAL	WHITE	INTACT	-0.1	
39	205	1	CLOSET WALL	D	DRYWALL	WHITE	INTACT	-0.2	
40	205	1	PIPE	B	METAL	WHITE	INTACT	0.0	
41	205	2	RADIATOR	C	METAL	WHITE	INTACT	0.0	
42	205	2	CLOSET DOOR	A	METAL	WHITE	INTACT	-0.1	
43	205	3	SHOWER WALL	A	TILE	WHITE	INTACT	-0.1	
44	205	3	CABINET	B	WOOD	BROWN	INTACT	0.0	
45	205	4	CABINET	A	WOOD	BROWN	INTACT	0.1	
46	205	4	CABINET DOOR	A	WOOD	BROWN	INTACT	0.0	
47	205	4	CLOSET DOOR	A	METAL	WHITE	INTACT	-0.1	
48	205	4	CLOSET WALL	A	DRYWALL	WHITE	INTACT	-0.2	
49	205	4	CLOSET SHELF	A	WOOD	WHITE	INTACT	0.0	
50	205	5	BALCONY RAIL	C	METAL	BLACK	FAIR	1.5	

		Wilson Hi-Rise							
Address:		1300 East Wilson Avenue, St. Paul, MN							

Sample Number:	Apartment #	Room #	BLDG Component	Location	Substrate	Color	Condition	Reading	Hazard Key
51	306	5	BALCONY RAIL	C	METAL	BLACK	FAIR	1.0	
52	307	1	WALL	A	DRYWALL	WHITE	INTACT	0.1	
53	307	1	WALL	B	DRYWALL	WHITE	INTACT	-0.1	
54	307	1	WALL	C	DRYWALL	WHITE	INTACT	-0.1	
55	307	1	WALL	D	DRYWALL	WHITE	INTACT	0.0	
56	307	1	FLOOR	A	TILE	WHITE	INTACT	0.0	
57	307	1	CEILING	A	CONCRETE	WHITE	INTACT	0.1	
58	307	1	BASE BOARD	D	VINYL	BROWN	INTACT	-0.1	
59	307	1	DOOR	A	WOOD	BROWN	INTACT	0.1	
60	307	1	DOOR FRAME	A	METAL	BROWN	INTACT	0.1	
61	307	1	SLIDING DOOR	C	WOOD	BROWN	INTACT	0.2	
62	307	1	DOOR FRAME	C	WOOD	BROWN	INTACT	0.2	
63	307	2	WALL	A	DRYWALL	WHITE	INTACT	0.1	
64	307	2	WALL	B	DRYWALL	WHITE	INTACT	0.0	
65	307	2	WALL	C	DRYWALL	WHITE	INTACT	-0.1	
66	307	2	WALL	D	DRYWALL	WHITE	INTACT	-0.1	
67	307	2	FLOOR	A	TILE	WHITE	INTACT	0.0	
68	307	2	CEILING	A	CONCRETE	WHITE	INTACT	0.0	
69	307	2	BASE BOARD	A	VINYL	BROWN	INTACT	-0.2	
70	307	2	DOOR	B	WOOD	BROWN	INTACT	0.1	
71	307	2	DOOR FRAME	B	METAL	BROWN	INTACT	-0.2	
72	307	2	WINDOW FRAME	B	WOOD	BROWN	INTACT	0.1	
73	307	3	WALL	A	DRYWALL	WHITE	INTACT	0.1	
74	307	3	WALL	B	DRYWALL	WHITE	INTACT	0.0	
75	307	3	WALL	C	DRYWALL	WHITE	INTACT	0.0	
76	307	3	WALL	D	DRYWALL	WHITE	INTACT	-0.1	
77	307	3	FLOOR	A	EPOXY	BROWN	INTACT	0.1	
78	307	3	CEILING	A	CONCRETE	WHITE	INTACT	0.1	
79	307	3	BASE BOARD	D	VINYL	BROWN	INTACT	-0.1	
80	307	3	DOOR	C	WOOD	BROWN	INTACT	0.1	
81	307	3	DOOR FRAME	C	METAL	BROWN	INTACT	-0.2	
82	307	4	WALL	A	DRYWALL	WHITE	INTACT	0.1	
83	307	4	WALL	B	DRYWALL	WHITE	INTACT	-0.1	
84	307	4	WALL	C	DRYWALL	WHITE	INTACT	-0.1	
85	307	4	WALL	D	DRYWALL	WHITE	INTACT	-0.1	
86	307	4	FLOOR	A	TILE	WHITE	INTACT	-0.2	
87	307	4	CEILING	A	CONCRETE	WHITE	INTACT	0.1	
88	307	4	BASE BOARD	D	VINYL	BROWN	INTACT	0.0	
89	307	1	RADIATOR	D	METAL	WHITE	INTACT	0.1	
90	307	1	CLOSET DOOR	B	METAL	WHITE	INTACT	0.0	
91	307	1	CLOSET WALL	B	DRYWALL	WHITE	INTACT	0.0	
92	307	1	PIPE	D	METAL	WHITE	INTACT	-0.1	
93	307	2	RADIATOR	C	METAL	WHITE	INTACT	0.1	
94	307	2	CLOSET DOOR	A	METAL	WHITE	INTACT	0.0	
95	307	3	SHOWER WALL	A	TILE	WHITE	INTACT	0.1	
96	307	3	CABINET	D	METAL	WHITE	INTACT	0.0	
97	307	4	CABINET	A	WOOD	BROWN	INTACT	0.0	
98	307	4	CABINET DOOR	A	WOOD	BROWN	INTACT	0.0	
99	307	4	CLOSET DOOR	A	METAL	WHITE	INTACT	-0.1	
100	307	4	CLOSET WALL	A	DRYWALL	WHITE	INTACT	-0.2	
101	307	4	CLOSET SHELF	A	WOOD	WHITE	INTACT	0.1	
102	410	1	WALL	A	DRYWALL	WHITE	INTACT	0.0	
103	410	1	WALL	B	DRYWALL	WHITE	INTACT	-0.1	
104	410	1	WALL	C	DRYWALL	WHITE	INTACT	-0.1	
105	410	1	WALL	D	DRYWALL	WHITE	INTACT	0.0	
106	410	1	FLOOR	A	TILE	WHITE	INTACT	0.0	
107	410	1	CEILING	A	CONCRETE	WHITE	INTACT	0.1	

		Wilson Hi-Rise							
Address:		1300 East Wilson Avenue, St. Paul, MN							

Sample Number:	Apartment #	Room #	BLDG Component	Location	Substrate	Color	Condition	Reading	Hazard Key
108	410	1	BASE BOARD	D	VINYL	BROWN	INTACT	-0.1	
109	410	1	DOOR	A	WOOD	BROWN	INTACT	0.1	
110	410	1	DOOR FRAME	A	METAL	BROWN	INTACT	-0.2	
111	410	1	SLIDING DOOR	C	WOOD	BROWN	INTACT	0.1	
112	410	1	DOOR FRAME	C	WOOD	BROWN	INTACT	0.2	
113	410	2	WALL	A	DRYWALL	WHITE	INTACT	0.1	
114	410	2	WALL	B	CONCRETE	WHITE	INTACT	-0.1	
115	410	2	WALL	C	CONCRETE	WHITE	INTACT	-0.1	
116	410	2	WALL	D	DRYWALL	WHITE	INTACT	0.1	
117	410	2	FLOOR	A	TILE	WHITE	INTACT	0.0	
118	410	2	CEILING	A	CONCRETE	WHITE	INTACT	0.0	
119	410	2	BASE BOARD	C	VINYL	BROWN	INTACT	0.0	
120	410	2	DOOR	D	WOOD	BROWN	INTACT	0.1	
121	410	2	DOOR FRAME	D	METAL	BROWN	INTACT	0.0	
122	410	2	WINDOW FRAME	D	WOOD	BROWN	INTACT	0.0	
123	410	3	WALL	A	DRYWALL	WHITE	INTACT	-0.2	
124	410	3	WALL	B	DRYWALL	WHITE	INTACT	0.1	
125	410	3	WALL	C	DRYWALL	WHITE	INTACT	0.0	
126	410	3	WALL	D	DRYWALL	WHITE	INTACT	-0.2	
127	410	3	FLOOR	A	EPOXY	BROWN	INTACT	0.1	
128	410	3	CEILING	A	CONCRETE	WHITE	INTACT	0.1	
129	410	3	DOOR	C	WOOD	BROWN	INTACT	-0.1	
130	410	3	DOOR FRAME	C	METAL	BROWN	INTACT	-0.2	
131	410	4	WALL	A	DRYWALL	WHITE	INTACT	0.0	
132	410	4	WALL	B	DRYWALL	WHITE	INTACT	-0.1	
133	410	4	WALL	C	DRYWALL	WHITE	INTACT	0.0	
134	410	4	WALL	D	DRYWALL	WHITE	INTACT	0.0	
135	410	4	FLOOR	A	TILE	WHITE	INTACT	-0.2	
136	410	4	CEILING	A	CONCRETE	WHITE	INTACT	-0.1	
137	410	4	BASE BOARD	B	VINYL	BROWN	INTACT	-0.1	
138	410	1	RADIATOR	B	METAL	WHITE	INTACT	0.1	
139	410	1	CLOSET DOOR	D	METAL	WHITE	INTACT	-0.1	
140	410	1	CLOSET WALL	D	DRYWALL	WHITE	INTACT	-0.1	
141	410	1	PIPE	B	METAL	WHITE	INTACT	0.0	
142	410	2	RADIATOR	C	METAL	WHITE	INTACT	0.0	
143	410	2	CLOSET DOOR	A	METAL	WHITE	INTACT	-0.1	
144	410	3	SHOWER WALL	A	TILE	WHITE	INTACT	0.1	
145	410	3	CABINET	B	METAL	WHITE	INTACT	-0.1	
146	410	3	RADIATOR	B	METAL	WHITE	INTACT	-0.1	
147	410	4	CABINET	A	WOOD	BROWN	INTACT	0.1	
148	410	4	CABINET DOOR	A	WOOD	BROWN	INTACT	0.0	
149	410	4	CLOSET DOOR	A	METAL	WHITE	INTACT	-0.1	
150	410	4	CLOSET WALL	A	DRYWALL	WHITE	INTACT	-0.1	
151	410	4	CLOSET SHELF	A	WOOD	WHITE	INTACT	0.2	
152	411	1	WALL	A	DRYWALL	WHITE	INTACT	0.1	
153	411	1	WALL	B	DRYWALL	WHITE	INTACT	0.1	
154	411	1	WALL	C	DRYWALL	WHITE	INTACT	0.0	
155	411	1	WALL	D	CONCRETE	WHITE	INTACT	0.0	
156	411	1	FLOOR	A	TILE	WHITE	INTACT	0.0	
157	411	1	CEILING	A	CONCRETE	WHITE	INTACT	-0.1	
158	411	1	BASE BOARD	B	VINYL	BROWN	INTACT	-0.2	
159	411	1	DOOR	A	WOOD	BROWN	INTACT	0.1	
160	411	1	DOOR FRAME	A	METAL	BROWN	INTACT	0.0	
161	411	1	SLIDING DOOR	C	WOOD	BROWN	INTACT	0.0	
162	411	1	DOOR FRAME	C	WOOD	BROWN	INTACT	0.2	
163	411	2	WALL	A	DRYWALL	WHITE	INTACT	0.1	
164	411	2	WALL	B	DRYWALL	WHITE	INTACT	-0.1	

		Wilson Hi-Rise							
Address:		1300 East Wilson Avenue, St. Paul, MN							

Sample Number:	Apartment #	Room #	BLDG Component	Location	Substrate	Color	Condition	Reading	Hazard Key
165	411	2	WALL	C	DRYWALL	WHITE	INTACT	0.0	
166	411	2	WALL	D	DRYWALL	WHITE	INTACT	-0.1	
167	411	2	FLOOR	A	TILE	WHITE	INTACT	0.0	
168	411	2	CEILING	A	CONCRETE	WHITE	INTACT	0.1	
169	411	2	BASE BOARD	C	VINYL	BROWN	INTACT	-0.1	
170	411	2	DOOR	D	WOOD	BROWN	INTACT	0.1	
171	411	2	DOOR FRAME	D	METAL	BROWN	INTACT	0.2	
172	411	2	WINDOW FRAME	C	WOOD	BROWN	INTACT	0.1	
173	411	3	WALL	A	DRYWALL	WHITE	INTACT	0.1	
174	411	3	WALL	B	DRYWALL	WHITE	INTACT	-0.1	
175	411	3	WALL	C	DRYWALL	WHITE	INTACT	-0.1	
176	411	3	WALL	D	DRYWALL	WHITE	INTACT	0.0	
177	411	3	FLOOR	A	EPOXY	BROWN	INTACT	0.1	
178	411	3	CEILING	A	CONCRETE	WHITE	INTACT	0.1	
179	411	3	DOOR	C	WOOD	BROWN	INTACT	0.1	
180	411	3	DOOR FRAME	C	METAL	BROWN	INTACT	0.1	
181	411	4	WALL	A	DRYWALL	WHITE	INTACT	0.0	
182	411	4	WALL	B	DRYWALL	WHITE	INTACT	0.0	
183	411	4	WALL	C	DRYWALL	WHITE	INTACT	-0.1	
184	411	4	WALL	D	DRYWALL	WHITE	INTACT	0.0	
185	411	4	FLOOR	A	TILE	WHITE	INTACT	-0.1	
186	411	4	CEILING	A	CONCRETE	WHITE	INTACT	-0.2	
187	411	4	BASE BOARD	B	VINYL	BROWN	INTACT	0.0	
188	411	1	RADIATOR	B	METAL	WHITE	INTACT	0.0	
189	411	1	CLOSET DOOR	D	METAL	WHITE	INTACT	-0.1	
190	411	1	CLOSET WALL	D	DRYWALL	WHITE	INTACT	0.0	
191	411	1	PIPE	B	METAL	WHITE	INTACT	0.3	
192	411	1	RADIATOR	C	METAL	WHITE	INTACT	0.1	
193	411	1	CLOSET DOOR	A	METAL	WHITE	INTACT	-0.1	
194	411	3	SHOWER WALL	A	TILE	WHITE	INTACT	-0.1	
195	411	3	CABINET	B	METAL	WHITE	INTACT	0.1	
196	411	4	CABINET	A	WOOD	BROWN	INTACT	0.1	
197	411	4	CABINET DOOR	A	WOOD	BROWN	INTACT	-0.1	
198	411	4	CLOSET DOOR	A	METAL	WHITE	INTACT	0.0	
199	411	4	CLOSET WALL	A	DRYWALL	WHITE	INTACT	0.0	
200	411	4	CLOSET SHELF	A	WOOD	WHITE	INTACT	0.0	
201	500	1	WALL	A	DRYWALL	WHITE	INTACT	0.1	
202	500	1	WALL	B	DRYWALL	WHITE	INTACT	0.1	
203	500	1	WALL	C	DRYWALL	WHITE	INTACT	0.0	
204	500	1	WALL	D	DRYWALL	WHITE	INTACT	0.0	
205	500	1	FLOOR	A	TILE	WHITE	INTACT	0.0	
206	500	1	CEILING	A	CONCRETE	WHITE	INTACT	0.1	
207	500	1	BASE BOARD	B	VINYL	BROWN	INTACT	-0.1	
208	500	1	DOOR	A	WOOD	BROWN	INTACT	0.1	
209	500	1	DOOR FRAME	A	METAL	BROWN	INTACT	0.1	
210	500	1	SLIDING DOOR	C	WOOD	BROWN	INTACT	-0.1	
211	500	1	DOOR FRAME	C	WOOD	BROWN	INTACT	0.0	
212	500	2	WALL	A	DRYWALL	WHITE	INTACT	0.1	
213	500	2	WALL	B	DRYWALL	WHITE	INTACT	0.0	
214	500	2	WALL	C	DRYWALL	WHITE	INTACT	0.0	
215	500	2	WALL	D	DRYWALL	WHITE	INTACT	-0.1	
216	500	2	FLOOR	A	TILE	WHITE	INTACT	-0.2	
217	500	2	CEILING	A	CONCRETE	WHITE	INTACT	-0.3	
218	500	2	BASE BOARD	D	VINYL	BROWN	INTACT	-0.1	
219	500	2	DOOR	D	WOOD	BROWN	INTACT	0.2	
220	500	2	DOOR FRAME	D	METAL	BROWN	INTACT	0.2	
221	500	2	WINDOW FRAME	D	WOOD	BROWN	INTACT	0.1	

		Wilson Hi-Rise							
Address:		1300 East Wilson Avenue, St. Paul, MN							

Sample Number:	Apartment #	Room #	BLDG Component	Location	Substrate	Color	Condition	Reading	Hazard Key
222	500	3	WALL	A	DRYWALL	WHITE	INTACT	0.1	
223	500	3	WALL	B	DRYWALL	WHITE	INTACT	-0.1	
224	500	3	WALL	C	DRYWALL	WHITE	INTACT	-0.1	
225	500	3	WALL	D	DRYWALL	WHITE	INTACT	0.0	
226	500	3	FLOOR	A	EPOXY	BROWN	INTACT	0.1	
227	500	3	CEILING	A	CONCRETE	WHITE	INTACT	0.1	
228	500	3	DOOR	C	WOOD	BROWN	INTACT	0.1	
229	500	3	DOOR FRAME	C	METAL	BROWN	INTACT	0.1	
230	500	4	WALL	A	DRYWALL	WHITE	INTACT	0.0	
231	500	4	WALL	B	DRYWALL	WHITE	INTACT	0.0	
232	500	4	WALL	C	DRYWALL	WHITE	INTACT	-0.1	
233	500	4	WALL	D	DRYWALL	WHITE	INTACT	-0.1	
234	500	4	FLOOR	A	TILE	WHITE	INTACT	0.0	
235	500	4	CEILING	A	CONCRETE	WHITE	INTACT	0.1	
236	500	4	BASE BOARD	B	VINYL	BROWN	INTACT	-0.1	
237	500	1	RADIATOR	B	METAL	WHITE	INTACT	0.1	
238	500	1	CLOSET DOOR	D	METAL	WHITE	INTACT	0.1	
239	500	1	CLOSET WALL	D	DRYWALL	WHITE	INTACT	0.0	
240	500	1	PIPE	B	METAL	WHITE	INTACT	0.0	
241	500	2	RADIATOR	C	METAL	WHITE	INTACT	0.1	
242	500	2	CLOSET DOOR	A	METAL	WHITE	INTACT	0.0	
243	500	3	SHOWER WALL	A	TILE	WHITE	INTACT	0.1	
244	500	3	CABINET	D	METAL	WHITE	INTACT	0.1	
245	500	4	CABINET	A	WOOD	BROWN	INTACT	0.1	
246	500	4	CABINET DOOR	A	WOOD	BROWN	INTACT	0.0	
247	500	4	CLOSET DOOR	A	METAL	WHITE	INTACT	-0.1	
248	500	4	CLOSET WALL	A	DRYWALL	WHITE	INTACT	-0.1	
249	500	4	CLOSET SHELF	A	WOOD	WHITE	INTACT	0.0	
250	605	1	WALL	A	DRYWALL	WHITE	INTACT	0.1	
251	605	1	WALL	B	DRYWALL	WHITE	INTACT	0.0	
252	605	1	WALL	C	DRYWALL	WHITE	INTACT	0.0	
253	605	1	WALL	D	DRYWALL	WHITE	INTACT	-0.1	
254	605	1	FLOOR	A	TILE	WHITE	INTACT	-0.1	
255	605	1	CEILING	A	CONCRETE	WHITE	INTACT	0.0	
256	605	1	BASE BOARD	B	VINYL	BROWN	INTACT	0.1	
257	605	1	DOOR	A	WOOD	BROWN	INTACT	0.1	
258	605	1	DOOR FRAME	A	METAL	BROWN	INTACT	0.1	
259	605	1	SLIDING DOOR	C	WOOD	BROWN	INTACT	0.2	
260	605	1	DOOR FRAME	C	WOOD	BROWN	INTACT	0.2	
261	605	2	WALL	A	DRYWALL	WHITE	INTACT	0.1	
262	605	2	WALL	B	DRYWALL	WHITE	INTACT	0.1	
263	605	2	WALL	C	DRYWALL	WHITE	INTACT	-0.1	
264	605	2	WALL	D	DRYWALL	WHITE	INTACT	-0.1	
265	605	2	FLOOR	A	TILE	WHITE	INTACT	0.0	
266	605	2	CEILING	A	CONCRETE	WHITE	INTACT	-0.1	
267	605	2	BASE BOARD	C	VINYL	BROWN	INTACT	-0.1	
268	605	2	DOOR	D	WOOD	BROWN	INTACT	-0.1	
269	605	2	DOOR FRAME	D	METAL	BROWN	INTACT	0.1	
270	605	2	WINDOW FRAME	D	WOOD	BROWN	INTACT	0.1	
271	605	3	WALL	A	DRYWALL	WHITE	INTACT	-0.1	
272	605	3	WALL	B	DRYWALL	WHITE	INTACT	-0.1	
273	605	3	WALL	C	DRYWALL	WHITE	INTACT	0.0	
274	605	3	WALL	D	DRYWALL	WHITE	INTACT	0.0	
275	605	3	FLOOR	A	EPOXY	BROWN	INTACT	0.1	
276	605	3	CEILING	A	CONCRETE	WHITE	INTACT	0.1	
277	605	3	DOOR	C	WOOD	BROWN	INTACT	-0.1	
278	605	3	DOOR FRAME	C	METAL	BROWN	INTACT	-0.1	

Wilson Hi-Rise							
Address:	1300 East Wilson Avenue, St. Paul, MN						

Sample Number:	Apartment #	Room #	BLDG Component	Location	Substrate	Color	Condition	Reading	Hazard Key
279	605	4	WALL	A	DRYWALL	WHITE	INTACT	0.1	
280	605	4	WALL	B	DRYWALL	WHITE	INTACT	0.0	
281	605	4	WALL	C	DRYWALL	WHITE	INTACT	0.1	
282	605	4	WALL	D	DRYWALL	WHITE	INTACT	0.1	
283	605	4	FLOOR	A	TILE	WHITE	INTACT	0.1	
284	605	4	CEILING	A	CONCRETE	WHITE	INTACT	0.0	
285	605	4	BASE BOARD	B	VINYL	BROWN	INTACT	0.0	
286	605	1	RADIATOR	B	METAL	WHITE	INTACT	0.1	
287	605	1	CLOSET DOOR	D	METAL	WHITE	INTACT	0.1	
288	605	1	CLOSET WALL	D	DRYWALL	WHITE	INTACT	0.1	
289	605	1	PIPE	D	METAL	WHITE	INTACT	0.1	
290	605	2	RADIATOR	C	METAL	WHITE	INTACT	0.1	
291	605	2	CLOSET DOOR	A	METAL	WHITE	INTACT	-0.1	
292	605	3	SHOWER WALL	A	TILE	WHITE	INTACT	0.0	
293	605	3	CABINET	B	METAL	WHITE	INTACT	0.1	
294	605	4	CABINET	A	WOOD	BROWN	INTACT	0.1	
295	605	4	CABINET DOOR	A	WOOD	BROWN	INTACT	0.0	
296	605	4	CLOSET DOOR	A	METAL	WHITE	INTACT	-0.1	
297	605	4	CLOSET WALL	A	DRYWALL	WHITE	INTACT	-0.1	
298	605	4	CLOSET SHELF	A	WOOD	WHITE	INTACT	0.0	
299	702	1	WALL	A	DRYWALL	WHITE	INTACT	0.0	
300	702	1	WALL	B	DRYWALL	WHITE	INTACT	0.1	
301	702	1	WALL	C	DRYWALL	WHITE	INTACT	-0.1	
302	702	1	WALL	D	DRYWALL	WHITE	INTACT	-0.2	
303	702	1	FLOOR	A	EPOXY	WHITE	INTACT	0.0	
304	702	1	CEILING	A	CONCRETE	WHITE	INTACT	0.0	
305	702	1	BASE BOARD	B	VINYL	BROWN	INTACT	0.1	
306	702	1	DOOR	A	WOOD	BROWN	INTACT	-0.2	
307	702	1	DOOR FRAME	A	METAL	BROWN	INTACT	0.0	
308	702	1	SLIDING DOOR	C	WOOD	BROWN	INTACT	0.0	
309	702	1	DOOR FRAME	C	WOOD	BROWN	INTACT	0.1	
310	702	2	WALL	A	DRYWALL	WHITE	INTACT	0.1	
311	702	2	WALL	B	DRYWALL	WHITE	INTACT	0.1	
312	702	2	WALL	C	DRYWALL	WHITE	INTACT	0.1	
313	702	2	WALL	D	DRYWALL	WHITE	INTACT	-0.1	
314	702	2	FLOOR	A	TILE	WHITE	INTACT	-0.1	
315	702	2	CEILING	A	CONCRETE	WHITE	INTACT	0.0	
316	702	2	BASE BOARD	C	VINYL	BROWN	INTACT	0.0	
317	702	2	DOOR	D	WOOD	BROWN	INTACT	0.1	
318	702	2	DOOR FRAME	D	METAL	BROWN	INTACT	0.2	
319	702	2	WINDOW FRAME	D	WOOD	BROWN	INTACT	0.1	
320	702	3	WALL	A	DRYWALL	WHITE	INTACT	0.1	
321	702	3	WALL	B	DRYWALL	WHITE	INTACT	-0.1	
322	702	3	WALL	C	DRYWALL	WHITE	INTACT	-0.1	
323	702	3	WALL	D	DRYWALL	WHITE	INTACT	0.0	
324	702	3	FLOOR	A	EPOXY	BROWN	INTACT	0.2	
325	702	3	CEILING	A	CONCRETE	WHITE	INTACT	0.0	
326	702	3	DOOR	C	WOOD	BROWN	INTACT	0.0	
327	702	3	DOOR FRAME	C	METAL	BROWN	INTACT	0.0	
328	702	4	WALL	A	DRYWALL	WHITE	INTACT	-0.1	
329	702	4	WALL	B	DRYWALL	WHITE	INTACT	-0.1	
330	702	4	WALL	C	DRYWALL	WHITE	INTACT	0.0	
331	702	4	WALL	D	DRYWALL	WHITE	INTACT	0.1	
332	702	4	FLOOR	A	TILE	WHITE	INTACT	0.1	
333	702	4	CEILING	A	CONCRETE	WHITE	INTACT	0.0	
334	702	4	BASE BOARD	B	VINYL	BROWN	INTACT	0.1	
335	702	1	RADIATOR	B	METAL	WHITE	INTACT	0.1	

Wilson Hi-Rise							
Address:	1300 East Wilson Avenue, St. Paul, MN						

Sample Number:	Apartment #	Room #	BLDG Component	Location	Substrate	Color	Condition	Reading	Hazard Key
336	702	1	CLOSET DOOR	D	METAL	WHITE	INTACT	0.1	
337	702	1	CLOSET WALL	D	DRYWALL	WHITE	INTACT	-0.2	
338	702	1	PIPE	B	METAL	WHITE	INTACT	0.1	
339	702	2	RADIATOR	C	METAL	WHITE	INTACT	0.1	
340	702	2	CLOSET DOOR	A	METAL	WHITE	INTACT	0.1	
341	702	3	SHOWER WALL	A	TILE	WHITE	INTACT	0.1	
342	702	3	CABINET	B	METAL	WHITE	INTACT	0.1	
343	702	4	CABINET	A	WOOD	BROWN	INTACT	-0.1	
344	702	4	CABINET DOOR	A	WOOD	BROWN	INTACT	-0.1	
345	702	4	CLOSET DOOR	A	METAL	WHITE	INTACT	0.0	
346	702	4	CLOSET WALL	A	DRYWALL	WHITE	INTACT	0.0	
347	702	4	CLOSET SHELF	A	WOOD	WHITE	INTACT	0.1	
348	709	1	WALL	A	DRYWALL	WHITE	INTACT	0.0	
349	709	1	WALL	B	DRYWALL	WHITE	INTACT	-0.1	
350	709	1	WALL	C	DRYWALL	WHITE	INTACT	-0.1	
351	709	1	WALL	D	DRYWALL	WHITE	INTACT	-0.1	
352	709	1	FLOOR	A	TILE	WHITE	INTACT	0.1	
353	709	1	CEILING	A	CONCRETE	WHITE	INTACT	0.0	
354	709	1	BASE BOARD	D	VINYL	BROWN	INTACT	0.0	
355	709	1	DOOR	A	WOOD	BROWN	INTACT	0.1	
356	709	1	DOOR FRAME	A	WOOD	BROWN	INTACT	0.1	
357	709	1	SLIDING DOOR	C	WOOD	BROWN	INTACT	0.1	
358	709	1	DOOR FRAME	C	WOOD	BROWN	INTACT	0.1	
359	709	2	WALL	A	DRYWALL	WHITE	INTACT	0.0	
360	709	2	WALL	B	DRYWALL	WHITE	INTACT	0.1	
361	709	2	WALL	C	DRYWALL	WHITE	INTACT	0.1	
362	709	2	WALL	D	DRYWALL	WHITE	INTACT	0.2	
363	709	2	FLOOR	A	TILE	WHITE	INTACT	-0.1	
364	709	2	CEILING	A	CONCRETE	WHITE	INTACT	-0.1	
365	709	2	BASE BOARD	C	VINYL	BROWN	INTACT	0.0	
366	709	2	DOOR	D	WOOD	BROWN	INTACT	0.2	
367	709	2	DOOR FRAME	D	METAL	BROWN	INTACT	0.2	
368	709	2	WINDOW FRAME	C	WOOD	BROWN	INTACT	0.1	
369	709	3	WALL	A	DRYWALL	WHITE	INTACT	0.0	
370	709	3	WALL	B	DRYWALL	WHITE	INTACT	0.1	
371	709	3	WALL	C	DRYWALL	WHITE	INTACT	-0.1	
372	709	3	WALL	D	DRYWALL	WHITE	INTACT	-0.1	
373	709	3	FLOOR	A	EPOXY	BROWN	INTACT	0.2	
374	709	3	CEILING	A	CONCRETE	WHITE	INTACT	0.0	
375	709	3	BASE BOARD	B	VINYL	BROWN	INTACT	0.1	
376	709	3	DOOR	C	WOOD	BROWN	INTACT	0.2	
377	709	3	DOOR FRAME	C	METAL	BROWN	INTACT	0.0	
378	709	4	WALL	A	DRYWALL	WHITE	INTACT	0.0	
379	709	4	WALL	B	DRYWALL	WHITE	INTACT	-0.2	
380	709	4	WALL	C	DRYWALL	WHITE	INTACT	-0.2	
381	709	4	WALL	D	DRYWALL	WHITE	INTACT	-0.1	
382	709	4	FLOOR	A	TILE	WHITE	INTACT	0.0	
383	709	4	CEILING	A	CONCRETE	WHITE	INTACT	0.0	
384	709	4	BASE BOARD	B	VINYL	BROWN	INTACT	0.1	
385	709	1	RADIATOR	B	METAL	WHITE	INTACT	0.1	
386	709	1	CLOSET DOOR	D	METAL	WHITE	INTACT	0.1	
387	709	1	CLOSET WALL	D	DRYWALL	WHITE	INTACT	0.0	
388	709	1	PIPE	B	METAL	WHITE	INTACT	0.0	
389	709	2	RADIATOR	C	METAL	WHITE	INTACT	0.0	
390	709	2	CLOSET DOOR	A	METAL	WHITE	INTACT	0.1	
391	709	3	SHOWER WALL	A	TILE	WHITE	INTACT	0.1	
392	709	3	CABINET	B	METAL	WHITE	INTACT	0.1	

Wilson Hi-Rise							
Address:	1300 East Wilson Avenue, St. Paul, MN						

Sample Number:	Apartment #	Room #	BLDG Component	Location	Substrate	Color	Condition	Reading	Hazard Key
393	709	4	CABINET	A	WOOD	BROWN	INTACT	0.1	
394	709	4	CABINET DOOR	A	WOOD	BROWN	INTACT	-0.1	
395	709	4	CLOSET DOOR	A	METAL	WHITE	INTACT	-0.1	
396	709	4	CLOSET WALL	A	DRYWALL	WHITE	INTACT	0.0	
397	709	4	CLOSET SHELF	A	WOOD	WHITE	INTACT	0.0	
398	800	1	WALL	A	DRYWALL	WHITE	INTACT	0.0	
399	800	1	WALL	B	DRYWALL	WHITE	INTACT	0.0	
400	800	1	WALL	C	DRYWALL	WHITE	INTACT	0.1	
401	800	1	WALL	D	DRYWALL	WHITE	INTACT	0.1	
402	800	1	FLOOR	A	TILE	WHITE	INTACT	0.1	
403	800	1	CEILING	A	CONCRETE	WHITE	INTACT	-0.1	
404	800	1	BASE BOARD	D	VINYL	BROWN	INTACT	-0.2	
405	800	1	DOOR	A	WOOD	BROWN	INTACT	0.1	
406	800	1	DOOR FRAME	A	METAL	BROWN	INTACT	0.0	
407	800	1	SLIDING DOOR	C	WOOD	BROWN	INTACT	-0.2	
408	800	1	DOOR FRAME	C	WOOD	BROWN	INTACT	0.2	
409	800	2	WALL	A	DRYWALL	WHITE	INTACT	0.1	
410	800	2	WALL	B	DRYWALL	WHITE	INTACT	0.1	
411	800	2	WALL	C	CONCRETE	WHITE	INTACT	0.0	
412	800	2	WALL	D	CONCRETE	WHITE	INTACT	0.0	
413	800	2	FLOOR	A	TILE	WHITE	INTACT	0.0	
414	800	2	CEILING	A	CONCRETE	WHITE	INTACT	-0.2	
415	800	2	BASE BOARD	A	VINYL	BROWN	INTACT	0.1	
416	800	2	DOOR	B	WOOD	BROWN	INTACT	0.0	
417	800	2	DOOR FRAME	B	METAL	BROWN	INTACT	0.0	
418	800	2	WINDOW FRAME	B	WOOD	BROWN	INTACT	0.1	
419	800	3	WALL	A	DRYWALL	WHITE	INTACT	0.0	
420	800	3	WALL	B	DRYWALL	WHITE	INTACT	0.0	
421	800	3	WALL	C	DRYWALL	WHITE	INTACT	0.0	
422	800	3	WALL	D	DRYWALL	WHITE	INTACT	0.1	
423	800	3	FLOOR	A	EPOXY	BROWN	INTACT	0.1	
424	800	3	CEILING	A	CONCRETE	WHITE	INTACT	-0.1	
425	800	3	DOOR	C	WOOD	BROWN	INTACT	0.1	
426	800	3	DOOR FRAME	C	METAL	BROWN	INTACT	0.2	
427	800	4	WALL	A	DRYWALL	WHITE	INTACT	-0.1	
428	800	4	WALL	B	DRYWALL	WHITE	INTACT	-0.1	
429	800	4	WALL	C	DRYWALL	WHITE	INTACT	0.0	
430	800	4	WALL	D	DRYWALL	WHITE	INTACT	0.0	
431	800	4	FLOOR	A	TILE	WHITE	INTACT	0.0	
432	800	4	CEILING	A	CONCRETE	WHITE	INTACT	0.1	
433	800	4	BASE BOARD	D	VINYL	BROWN	INTACT	0.1	
434	800	3	SHOWER WALL	A	TILE	WHITE	INTACT	0.1	
435	800	3	CABINET	D	METAL	WHITE	INTACT	0.0	
436	800	3	RADIATOR	D	METAL	WHITE	INTACT	-0.2	
437	800	4	CABINET	A	WOOD	BROWN	INTACT	0.0	
438	800	4	CABINET DOOR	A	WOOD	BROWN	INTACT	0.0	
439	800	4	CLOSET DOOR	A	METAL	WHITE	INTACT	0.1	
440	800	4	CLOSET WALL	A	DRYWALL	WHITE	INTACT	-0.1	
441	800	4	CLOSET SHELF	A	WOOD	WHITE	INTACT	-0.2	
442	804	1	WALL	A	DRYWALL	WHITE	INTACT	0.1	
443	804	1	WALL	B	DRYWALL	WHITE	INTACT	0.0	
444	804	1	WALL	C	DRYWALL	WHITE	INTACT	0.0	
445	804	1	WALL	D	DRYWALL	WHITE	INTACT	-0.1	
446	804	1	FLOOR	A	TILE	WHITE	INTACT	-0.2	
447	804	1	CEILING	A	CONCRETE	WHITE	INTACT	-0.3	
448	804	1	BASE BOARD	D	VINYL	BROWN	INTACT	0.0	
449	804	1	DOOR	A	WOOD	BROWN	INTACT	0.1	

		Wilson Hi-Rise							
Address:		1300 East Wilson Avenue, St. Paul, MN							

Sample Number:	Apartment #	Room #	BLDG Component	Location	Substrate	Color	Condition	Reading	Hazard Key
450	804	1	DOOR FRAME	A	METAL	BROWN	INTACT	0.0	
451	804	1	SLIDING DOOR	C	WOOD	BROWN	INTACT	0.0	
452	804	1	DOOR FRAME	C	WOOD	BROWN	INTACT	-0.2	
453	804	2	WALL	A	DRYWALL	WHITE	INTACT	-0.1	
454	804	2	WALL	B	DRYWALL	WHITE	INTACT	-0.2	
455	804	2	WALL	C	CONCRETE	WHITE	INTACT	0.0	
456	804	2	WALL	D	DRYWALL	WHITE	INTACT	0.0	
457	804	2	FLOOR	A	TILE	WHITE	INTACT	0.1	
458	804	2	CEILING	A	CONCRETE	WHITE	INTACT	0.0	
459	804	2	BASE BOARD	A	VINYL	BROWN	INTACT	0.0	
460	804	2	DOOR	B	WOOD	BROWN	INTACT	0.1	
461	804	2	DOOR FRAME	B	METAL	BROWN	INTACT	0.2	
462	804	2	WINDOW FRAME	C	WOOD	BROWN	INTACT	0.2	
463	804	3	WALL	A	DRYWALL	WHITE	INTACT	0.1	
464	804	3	WALL	B	DRYWALL	WHITE	INTACT	-0.1	
465	804	3	WALL	C	DRYWALL	WHITE	INTACT	0.0	
466	804	3	WALL	D	DRYWALL	WHITE	INTACT	-0.1	
467	804	3	FLOOR	A	EPOXY	BROWN	INTACT	0.2	
468	804	3	CEILING	A	CONCRETE	WHITE	INTACT	0.0	
469	804	3	BASE BOARD	B	VINYL	BROWN	INTACT	0.1	
470	804	3	DOOR	C	WOOD	BROWN	INTACT	0.0	
471	804	3	DOOR FRAME	C	METAL	BROWN	INTACT	0.1	
472	804	4	WALL	A	DRYWALL	WHITE	INTACT	0.1	
473	804	4	WALL	B	DRYWALL	WHITE	INTACT	0.0	
474	804	4	WALL	C	DRYWALL	WHITE	INTACT	0.2	
475	804	4	WALL	D	DRYWALL	WHITE	INTACT	-0.1	
476	804	4	FLOOR	A	TILE	WHITE	INTACT	-0.1	
477	804	4	CEILING	A	CONCRETE	WHITE	INTACT	-0.1	
478	804	4	BASE BOARD	D	VINYL	BROWN	INTACT	0.0	
479	804	1	RADIATOR	D	METAL	WHITE	INTACT	0.1	
480	804	1	CLOSET DOOR	B	METAL	WHITE	INTACT	0.0	
481	804	1	CLOSET WALL	B	DRYWALL	WHITE	INTACT	0.0	
482	804	1	PIPE	D	METAL	WHITE	INTACT	-0.2	
483	804	2	RADIATOR	C	METAL	WHITE	INTACT	-0.1	
484	804	2	CLOSET DOOR	A	METAL	WHITE	INTACT	0.1	
485	804	3	SHOWER WALL	A	TILE	WHITE	INTACT	0.1	
486	804	3	CABINET	D	METAL	WHITE	INTACT	0.2	
487	804	4	CABINET	A	WOOD	BROWN	INTACT	0.1	
488	804	4	CABINET DOOR	A	WOOD	BROWN	INTACT	0.0	
489	804	4	CLOSET DOOR	A	METAL	WHITE	INTACT	0.1	
490	804	4	CLOSET WALL	A	DRYWALL	WHITE	INTACT	-0.1	
491	804	4	CLOSET SHELF	A	WOOD	BROWN	INTACT	0.0	
492	805	1	WALL	A	DRYWALL	WHITE	INTACT	0.1	
493	805	1	WALL	B	DRYWALL	WHITE	INTACT	0.0	
494	805	1	WALL	C	DRYWALL	WHITE	INTACT	0.0	
495	805	1	WALL	D	DRYWALL	WHITE	INTACT	-0.1	
496	805	1	FLOOR	A	TILE	WHITE	INTACT	-0.1	
497	805	1	CEILING	A	CONCRETE	WHITE	INTACT	-0.3	
498	805	1	BASE BOARD	B	VINYL	BROWN	INTACT	0.0	
499	805	1	DOOR	A	WOOD	BROWN	INTACT	0.1	
500	805	1	DOOR FRAME	A	METAL	BROWN	INTACT	-0.3	
501	805	1	SLIDING DOOR	C	WOOD	BROWN	INTACT	0.0	
502	805	1	DOOR FRAME	C	WOOD	BROWN	INTACT	0.0	
503	805	2	WALL	A	DRYWALL	WHITE	INTACT	-0.1	
504	805	2	WALL	B	DRYWALL	WHITE	INTACT	-0.1	
505	805	2	WALL	C	DRYWALL	WHITE	INTACT	-0.1	
506	805	2	WALL	D	DRYWALL	WHITE	INTACT	-0.1	

Wilson Hi-Rise							
Address:	1300 East Wilson Avenue, St. Paul, MN						

Sample Number:	Apartment #	Room #	BLDG Component	Location	Substrate	Color	Condition	Reading	Hazard Key
507	805	2	FLOOR	A	TILE	WHITE	INTACT	-0.1	
508	805	2	CEILING	A	CONCRETE	WHITE	INTACT	0.1	
509	805	2	BASE BOARD	A	VINYL	BROWN	INTACT	0.2	
510	805	2	DOOR	B	WOOD	BROWN	INTACT	0.0	
511	805	2	DOOR FRAME	B	METAL	BROWN	INTACT	0.0	
512	805	2	WINDOW FRAME	C	WOOD	BROWN	INTACT	0.2	
513	805	3	CEILING	A	CONCRETE	WHITE	INTACT	-0.1	
514	805	3	DOOR	C	WOOD	BROWN	INTACT	0.2	
515	805	3	DOOR FRAME	C	METAL	BROWN	INTACT	0.1	
516	805	4	WALL	A	DRYWALL	WHITE	INTACT	0.1	
517	805	4	WALL	B	DRYWALL	WHITE	INTACT	0.0	
518	805	4	WALL	C	DRYWALL	WHITE	INTACT	0.0	
519	805	4	WALL	D	DRYWALL	WHITE	INTACT	-0.1	
520	805	4	FLOOR	A	TILE	WHITE	INTACT	0.1	
521	805	4	CEILING	A	CONCRETE	WHITE	INTACT	0.0	
522	805	4	BASE BOARD	D	VINYL	BROWN	INTACT	0.2	
523	805	1	RADIATOR	D	METAL	WHITE	INTACT	0.0	
524	805	1	CLOSET DOOR	B	METAL	WHITE	INTACT	0.0	
525	805	1	CLOSET WALL	B	DRYWALL	WHITE	INTACT	-0.1	
526	805	1	PIPES	D	METAL	WHITE	INTACT	0.0	
527	805	2	RADIATOR	C	METAL	WHITE	INTACT	0.0	
528	805	2	CLOSET DOOR	A	METAL	WHITE	INTACT	0.1	
529	805	3	SHOWER WALL	A	EPOXY	BROWN	INTACT	0.1	
530	805	3	CABINET	D	METAL	WHITE	INTACT	0.0	
531	805	4	CABINET	A	WOOD	BROWN	INTACT	0.1	
532	805	4	CABINET DOOR	A	WOOD	BROWN	INTACT	0.0	
533	805	4	CLOSET DOOR	A	METAL	WHITE	INTACT	0.0	
534	805	4	CLOSET WALL	A	DRYWALL	WHITE	INTACT	-0.1	
535	805	4	CLOSET SHELF	A	WOOD	WHITE	INTACT	0.0	
536	808	1	WALL	A	DRYWALL	WHITE	INTACT	0.1	
537	808	1	WALL	B	DRYWALL	WHITE	INTACT	0.1	
538	808	1	WALL	C	DRYWALL	WHITE	INTACT	-0.1	
539	808	1	WALL	D	DRYWALL	WHITE	INTACT	-0.2	
540	808	1	FLOOR	A	TILE	WHITE	INTACT	0.0	
541	808	1	CEILING	A	CONCRETE	WHITE	INTACT	0.0	
542	808	1	BASE BOARD	D	VINYL	WHITE	INTACT	-0.1	
543	808	1	DOOR	A	WOOD	BROWN	INTACT	-0.2	
544	808	1	DOOR FRAME	A	METAL	BROWN	INTACT	-0.2	
545	808	1	SLIDING DOOR	C	WOOD	BROWN	INTACT	0.0	
546	808	1	DOOR FRAME	C	WOOD	BROWN	INTACT	0.1	
547	808	2	WALL	A	DRYWALL	WHITE	INTACT	0.1	
548	808	2	WALL	B	DRYWALL	WHITE	INTACT	0.1	
549	808	2	WALL	C	DRYWALL	WHITE	INTACT	0.1	
550	808	2	WALL	D	DRYWALL	WHITE	INTACT	0.0	
551	808	2	FLOOR	A	TILE	WHITE	INTACT	0.1	
552	808	2	CEILING	A	CONCRETE	WHITE	INTACT	0.0	
553	808	2	BASE BOARD	A	VINYL	BROWN	INTACT	-0.2	
554	808	2	DOOR	B	WOOD	BROWN	INTACT	0.1	
555	808	2	DOOR FRAME	B	METAL	BROWN	INTACT	-0.1	
556	808	2	WINDOW FRAME	C	WOOD	BROWN	INTACT	0.0	
557	808	3	WALL	A	DRYWALL	WHITE	INTACT	-0.1	
558	808	3	WALL	B	DRYWALL	WHITE	INTACT	-0.1	
559	808	3	WALL	C	DRYWALL	WHITE	INTACT	0.0	
560	808	3	WALL	D	DRYWALL	WHITE	INTACT	0.0	
561	808	3	FLOOR	A	EPOXY	BROWN	INTACT	-0.2	
562	808	3	CEILING	A	CONCRETE	WHITE	INTACT	0.0	
563	808	3	DOOR	C	WOOD	BROWN	INTACT	0.1	

		Wilson Hi-Rise							
Address:		1300 East Wilson Avenue, St. Paul, MN							

Sample Number:	Apartment #	Room #	BLDG Component	Location	Substrate	Color	Condition	Reading	Hazard Key
564	808	3	DOOR FRAME	C	METAL	BROWN	INTACT	0.0	
565	808	4	WALL	A	DRYWALL	WHITE	INTACT	0.0	
566	808	4	WALL	B	DRYWALL	WHITE	INTACT	0.1	
567	808	4	WALL	C	DRYWALL	WHITE	INTACT	0.1	
568	808	4	WALL	D	DRYWALL	WHITE	INTACT	0.0	
569	808	4	FLOOR	A	TILE	WHITE	INTACT	0.0	
570	808	4	CEILING	A	CONCRETE	WHITE	INTACT	-0.2	
571	808	4	BASE BOARD	D	VINYL	BROWN	INTACT	-0.1	
572	808	1	RADIATOR	D	METAL	WHITE	INTACT	0.1	
573	808	1	CLOSET DOOR	B	METAL	WHITE	INTACT	0.0	
574	808	1	CLOSET WALL	B	DRYWALL	WHITE	INTACT	0.0	
575	808	1	PIPE	D	METAL	WHITE	INTACT	0.1	
576	808	2	RADIATOR	A	METAL	WHITE	INTACT	0.1	
577	808	2	CLOSET DOOR	A	METAL	WHITE	INTACT	-0.1	
578	808	3	SHOWER WALL	A	EPOXY	BROWN	INTACT	-0.1	
579	808	3	CABINET	D	METAL	WHITE	INTACT	0.0	
580	808	4	CABINET	A	WOOD	BROWN	INTACT	0.0	
581	808	4	CABINET DOOR	A	WOOD	BROWN	INTACT	0.1	
582	808	4	CLOSET DOOR	A	METAL	WHITE	INTACT	0.0	
583	808	4	CLOSET WALL	A	DRYWALL	WHITE	INTACT	0.0	
584	808	4	CLOSET SHELF	A	WOOD	WHITE	INTACT	-0.1	
585	903	1	WALL	A	DRYWALL	WHITE	INTACT	0.0	
586	903	1	WALL	B	DRYWALL	WHITE	INTACT	0.1	
587	903	1	WALL	C	DRYWALL	WHITE	INTACT	0.1	
588	903	1	WALL	D	DRYWALL	WHITE	INTACT	0.0	
589	903	1	FLOOR	A	TILE	WHITE	INTACT	0.0	
590	903	1	CEILING	A	CONCRETE	WHITE	INTACT	-0.1	
591	903	1	BASE BOARD	B	VINYL	BROWN	INTACT	0.0	
592	903	1	DOOR	A	WOOD	BROWN	INTACT	0.1	
593	903	1	DOOR FRAME	A	METAL	BROWN	INTACT	0.0	
594	903	1	SLIDING DOOR	C	WOOD	BROWN	INTACT	-0.1	
595	903	1	DOOR FRAME	C	WOOD	BROWN	INTACT	-0.2	
596	903	2	WALL	A	DRYWALL	WHITE	INTACT	0.0	
597	903	2	WALL	B	DRYWALL	WHITE	INTACT	0.0	
598	903	2	WALL	C	DRYWALL	WHITE	INTACT	0.1	
599	903	2	WALL	D	DRYWALL	WHITE	INTACT	0.1	
600	903	2	FLOOR	A	TILE	WHITE	INTACT	-0.1	
601	903	2	CEILING	A	CONCRETE	WHITE	INTACT	0.0	
602	903	2	BASE BOARD	D	VINYL	BROWN	INTACT	-0.2	
603	903	2	DOOR	D	WOOD	BROWN	INTACT	-0.2	
604	903	2	DOOR FRAME	D	METAL	BROWN	INTACT	0.2	
605	903	2	WINDOW FRAME	C	WOOD	BROWN	INTACT	0.3	
606	903	3	WALL	A	DRYWALL	WHITE	INTACT	-0.1	
607	903	3	WALL	B	DRYWALL	WHITE	INTACT	0.0	
608	903	3	WALL	C	DRYWALL	WHITE	INTACT	-0.1	
609	903	3	WALL	D	DRYWALL	WHITE	INTACT	-0.2	
610	903	3	FLOOR	A	EPOXY	BROWN	INTACT	0.1	
611	903	3	CEILING	A	CONCRETE	WHITE	INTACT	0.0	
612	903	3	DOOR	C	WOOD	BROWN	INTACT	0.1	
613	903	3	DOOR FRAME	C	METAL	BROWN	INTACT	-0.1	
614	903	4	WALL	A	DRYWALL	WHITE	INTACT	-0.1	
615	903	4	WALL	B	DRYWALL	WHITE	INTACT	-0.1	
616	903	4	WALL	C	DRYWALL	WHITE	INTACT	0.0	
617	903	4	WALL	D	DRYWALL	WHITE	INTACT	0.2	
618	903	4	FLOOR	A	TILE	WHITE	INTACT	0.1	
619	903	4	CEILING	A	CONCRETE	WHITE	INTACT	-0.2	
620	903	4	BASE BOARD	B	VINYL	BROWN	INTACT	-0.2	

		Wilson Hi-Rise							
Address:		1300 East Wilson Avenue, St. Paul, MN							

Sample Number:	Apartment #	Room #	BLDG Component	Location	Substrate	Color	Condition	Reading	Hazard Key
621	903	1	RADIATOR	B	METAL	WHITE	INTACT	0.0	
622	903	1	CLOSET DOOR	D	METAL	WHITE	INTACT	0.1	
623	903	1	CLOSET WALL	D	DRYWALL	WHITE	INTACT	0.1	
624	903	1	PIPE	B	METAL	WHITE	INTACT	-0.1	
625	903	2	RADIATOR	D	METAL	WHITE	INTACT	0.1	
626	903	2	CLOSET DOOR	A	METAL	WHITE	INTACT	-0.2	
627	903	3	SHOWER WALL	A	TILE	WHITE	INTACT	-0.1	
628	903	3	CABINET	B	METAL	WHITE	INTACT	-0.2	
629	903	4	CABINET	A	WOOD	BROWN	INTACT	0.0	
630	903	4	CABINET DOOR	A	WOOD	BROWN	INTACT	-0.1	
631	903	4	CLOSET DOOR	A	METAL	WHITE	INTACT	0.0	
632	903	4	CLOSET WALL	A	DRYWALL	WHITE	INTACT	0.0	
633	903	4	CLOSET SHELF	A	WOOD	WHITE	INTACT	0.2	
634	910	1	WALL	A	DRYWALL	WHITE	INTACT	0.1	
635	910	1	WALL	B	CONCRETE	WHITE	INTACT	0.1	
636	910	1	WALL	C	DRYWALL	WHITE	INTACT	0.1	
637	910	1	WALL	D	DRYWALL	WHITE	INTACT	0.2	
638	910	1	FLOOR	A	TILE	WHITE	INTACT	0.0	
639	910	1	CEILING	A	CONCRETE	WHITE	INTACT	0.0	
640	910	1	BASE BOARD	D	VINYL	BROWN	INTACT	-0.1	
641	910	1	DOOR	A	WOOD	BROWN	INTACT	-0.1	
642	910	1	DOOR FRAME	A	METAL	BROWN	INTACT	0.3	
643	910	1	SLIDING DOOR	C	WOOD	BROWN	INTACT	0.2	
644	910	1	DOOR FRAME	C	WOOD	BROWN	INTACT	0.2	
645	910	2	WALL	A	DRYWALL	WHITE	INTACT	0.1	
646	910	2	WALL	B	DRYWALL	WHITE	INTACT	-0.1	
647	910	2	WALL	C	DRYWALL	WHITE	INTACT	-0.1	
648	910	2	WALL	D	DRYWALL	WHITE	INTACT	-0.2	
649	910	2	FLOOR	A	TILE	WHITE	INTACT	0.1	
650	910	2	CEILING	A	CONCRETE	WHITE	INTACT	0.0	
651	910	2	BASE BOARD	C	VINYL	BROWN	INTACT	0.0	
652	910	2	DOOR	B	WOOD	BROWN	INTACT	0.1	
653	910	2	DOOR FRAME	B	METAL	BROWN	INTACT	-0.1	
654	910	2	WINDOW FRAME	C	WOOD	BROWN	INTACT	0.0	
655	910	3	WALL	A	DRYWALL	WHITE	INTACT	0.1	
656	910	3	WALL	B	DRYWALL	WHITE	INTACT	0.0	
657	910	3	WALL	C	DRYWALL	WHITE	INTACT	0.0	
658	910	3	WALL	D	DRYWALL	WHITE	INTACT	-0.1	
659	910	3	FLOOR	A	EPOXY	BROWN	INTACT	-0.1	
660	910	3	CEILING	A	CONCRETE	WHITE	INTACT	0.0	
661	910	3	DOOR	C	WOOD	BROWN	INTACT	0.0	
662	910	3	DOOR FRAME	C	METAL	BROWN	INTACT	0.0	
663	910	4	WALL	A	DRYWALL	WHITE	INTACT	-0.1	
664	910	4	WALL	B	DRYWALL	WHITE	INTACT	-0.3	
665	910	4	WALL	C	DRYWALL	WHITE	INTACT	-0.1	
666	910	4	WALL	D	DRYWALL	WHITE	INTACT	0.0	
667	910	4	FLOOR	A	TILE	WHITE	INTACT	0.1	
668	910	4	CEILING	A	CONCRETE	WHITE	INTACT	0.0	
669	910	4	BASE BOARD	D	VINYL	BROWN	INTACT	0.0	
670	910	1	RADIATOR	D	METAL	WHITE	INTACT	0.0	
671	910	1	CLOSET DOOR	B	LAMINATE	WHITE	INTACT	0.1	
672	910	1	CLOSET WALL	B	DRYWALL	WHITE	INTACT	-0.1	
673	910	1	PIPE	D	METAL	WHITE	INTACT	-0.2	
674	910	2	RADIATOR	C	METAL	WHITE	INTACT	0.0	
675	910	2	CLOSET DOOR	A	METAL	WHITE	INTACT	0.0	
676	910	3	SHOWER WALL	A	EPOXY	BROWN	INTACT	0.2	
677	910	3	CABINET	D	METAL	WHITE	INTACT	-0.2	

Wilson Hi-Rise							
Address:	1300 East Wilson Avenue, St. Paul, MN						

Sample Number:	Apartment #	Room #	BLDG Component	Location	Substrate	Color	Condition	Reading	Hazard Key
678	910	4	CABINET	A	WOOD	BROWN	INTACT	0.1	
679	910	4	CABINET DOOR	A	WOOD	BROWN	INTACT	-0.2	
680	910	4	CLOSET DOOR	A	LAMINATE	WHITE	INTACT	0.0	
681	910	4	CLOSET WALL	A	DRYWALL	WHITE	INTACT	0.0	
682	910	4	CLOSET SHELF	A	WOOD	WHITE	INTACT	0.1	
683	1001	1	WALL	A	DRYWALL	WHITE	INTACT	0.0	
684	1001	1	WALL	B	DRYWALL	WHITE	INTACT	-0.1	
685	1001	1	WALL	C	DRYWALL	WHITE	INTACT	-0.2	
686	1001	1	WALL	D	DRYWALL	WHITE	INTACT	-0.3	
687	1001	1	FLOOR	A	TILE	WHITE	INTACT	-0.2	
688	1001	1	CEILING	A	CONCRETE	WHITE	INTACT	0.2	
689	1001	1	BASE BOARD	B	VINYL	BROWN	INTACT	0.2	
690	1001	1	DOOR	A	WOOD	BROWN	INTACT	-0.1	
691	1001	1	DOOR FRAME	A	METAL	BROWN	INTACT	-0.1	
692	1001	1	SLIDING DOOR	C	WOOD	BROWN	INTACT	0.2	
693	1001	1	DOOR FRAME	C	WOOD	BROWN	INTACT	0.2	
694	1001	2	WALL	A	DRYWALL	WHITE	INTACT	0.2	
695	1001	2	WALL	B	DRYWALL	WHITE	INTACT	-0.1	
696	1001	2	WALL	C	CONCRETE	WHITE	INTACT	0.0	
697	1001	2	WALL	D	DRYWALL	WHITE	INTACT	0.0	
698	1001	2	FLOOR	A	TILE	WHITE	INTACT	-0.1	
699	1001	2	CEILING	A	CONCRETE	WHITE	INTACT	-0.1	
700	1001	2	BASE BOARD	D	VINYL	BROWN	INTACT	-0.2	
701	1001	2	DOOR	D	WOOD	BROWN	INTACT	0.0	
702	1001	2	DOOR FRAME	D	METAL	BROWN	INTACT	0.2	
703	1001	2	WINDOW FRAME	D	WOOD	BROWN	INTACT	0.2	
704	1001	3	WALL	A	DRYWALL	WHITE	INTACT	0.1	
705	1001	3	WALL	B	DRYWALL	WHITE	INTACT	0.1	
706	1001	3	WALL	C	DRYWALL	WHITE	INTACT	0.1	
707	1001	3	WALL	D	DRYWALL	WHITE	INTACT	-0.1	
708	1001	3	FLOOR	A	EPOXY	BROWN	INTACT	-0.1	
709	1001	3	CEILING	A	CONCRETE	WHITE	INTACT	0.1	
710	1001	3	BASE BOARD	B	VINYL	WHITE	INTACT	-0.2	
711	1001	3	DOOR	C	WOOD	BROWN	INTACT	-0.2	
712	1001	3	DOOR FRAME	C	METAL	BROWN	INTACT	0.0	
713	1001	4	WALL	A	DRYWALL	WHITE	INTACT	0.2	
714	1001	4	WALL	B	DRYWALL	WHITE	INTACT	0.2	
715	1001	4	WALL	C	DRYWALL	WHITE	INTACT	0.0	
716	1001	4	WALL	D	DRYWALL	WHITE	INTACT	-0.3	
717	1001	4	FLOOR	A	TILE	WHITE	INTACT	-0.1	
718	1001	4	CEILING	A	CONCRETE	WHITE	INTACT	-0.1	
719	1001	4	BASE BOARD	B	VINYL	BROWN	INTACT	0.1	
720	1001	1	RADIATOR	B	METAL	WHITE	INTACT	0.1	
721	1001	1	CLOSET DOOR	D	METAL	WHITE	INTACT	0.2	
722	1001	1	CLOSET WALL	D	DRYWALL	WHITE	INTACT	-0.1	
723	1001	1	PIPE	B	METAL	WHITE	INTACT	-0.1	
724	1001	2	RADIATOR	D	METAL	WHITE	INTACT	-0.2	
725	1001	2	CLOSET DOOR	A	METAL	WHITE	INTACT	-0.2	
726	1001	3	SHOWER WALL	A	TILE	WHITE	INTACT	0.0	
727	1001	3	CABINET	B	METAL	WHITE	INTACT	0.1	
728	1001	3	RADIATOR	B	METAL	WHITE	INTACT	-0.2	
729	1001	4	CABINET	A	WOOD	BROWN	INTACT	0.0	
730	1001	4	CABINET DOOR	A	WOOD	BROWN	INTACT	0.1	
731	1001	4	CLOSET DOOR	A	METAL	WHITE	INTACT	0.0	
732	1001	4	CLOSET WALL	A	DRYWALL	WHITE	INTACT	0.0	
733	1001	4	CLOSET SHELF	A	WOOD	WHITE	INTACT	-0.1	
734	1008	1	WALL	A	DRYWALL	WHITE	INTACT	0.0	

		Wilson Hi-Rise							
Address:		1300 East Wilson Avenue, St. Paul, MN							

Sample Number:	Apartment #	Room #	BLDG Component	Location	Substrate	Color	Condition	Reading	Hazard Key
735	1008	1	WALL	B	DRYWALL	WHITE	INTACT	0.0	
736	1008	1	WALL	C	DRYWALL	WHITE	INTACT	-0.1	
737	1008	1	WALL	D	DRYWALL	WHITE	INTACT	-0.3	
738	1008	1	FLOOR	A	TILE	WHITE	INTACT	-0.3	
739	1008	1	CEILING	A	CONCRETE	WHITE	INTACT	-0.1	
740	1008	1	BASE BOARD	B	VINYL	BROWN	INTACT	0.3	
741	1008	1	DOOR	A	WOOD	BROWN	INTACT	0.1	
742	1008	1	DOOR FRAME	A	METAL	BROWN	INTACT	0.0	
743	1008	1	SLIDING DOOR	C	WOOD	BROWN	INTACT	-0.1	
744	1008	1	DOOR FRAME	C	WOOD	BROWN	INTACT	-0.2	
745	1008	2	WALL	A	DRYWALL	WHITE	INTACT	0.1	
746	1008	2	WALL	B	DRYWALL	WHITE	INTACT	0.2	
747	1008	2	WALL	C	CONCRETE	WHITE	INTACT	0.0	
748	1008	2	WALL	D	DRYWALL	WHITE	INTACT	0.1	
749	1008	2	FLOOR	A	TILE	WHITE	INTACT	0.1	
750	1008	2	CEILING	A	CONCRETE	WHITE	INTACT	-0.2	
751	1008	2	BASE BOARD	D	VINYL	BROWN	INTACT	0.2	
752	1008	2	DOOR	D	WOOD	BROWN	INTACT	0.0	
753	1008	2	DOOR FRAME	D	METAL	BROWN	INTACT	0.0	
754	1008	2	WINDOW FRAME	D	WOOD	BROWN	INTACT	-0.2	
755	1008	3	WALL	A	DRYWALL	WHITE	INTACT	0.0	
756	1008	3	WALL	B	DRYWALL	WHITE	INTACT	-0.1	
757	1008	3	WALL	C	DRYWALL	WHITE	INTACT	-0.2	
758	1008	3	WALL	D	DRYWALL	WHITE	INTACT	0.0	
759	1008	3	FLOOR	A	EPOXY	BROWN	INTACT	0.1	
760	1008	3	CEILING	A	CONCRETE	WHITE	INTACT	0.0	
761	1008	3	BASE BOARD	B	VINYL	BROWN	INTACT	0.3	
762	1008	3	DOOR	C	WOOD	BROWN	INTACT	0.2	
763	1008	3	DOOR FRAME	C	METAL	BROWN	INTACT	0.1	
764	1008	4	WALL	A	DRYWALL	WHITE	INTACT	-0.1	
765	1008	4	WALL	B	DRYWALL	WHITE	INTACT	-0.3	
766	1008	4	WALL	C	DRYWALL	WHITE	INTACT	-0.2	
767	1008	4	WALL	D	DRYWALL	WHITE	INTACT	-0.2	
768	1008	4	FLOOR	A	TILE	WHITE	INTACT	-0.1	
769	1008	4	CEILING	A	CONCRETE	WHITE	INTACT	0.0	
770	1008	4	BASE BOARD	B	VINYL	BROWN	INTACT	0.1	
771	1008	1	RADIATOR	B	METAL	WHITE	INTACT	0.3	
772	1008	1	CLOSET DOOR	D	METAL	WHITE	INTACT	0.1	
773	1008	1	CLOSET WALL	D	DRYWALL	WHITE	INTACT	0.0	
774	1008	1	PIPE	B	METAL	WHITE	INTACT	-0.3	
775	1008	2	RADIATOR	D	METAL	WHITE	INTACT	0.0	
776	1008	2	CLOSET DOOR	A	METAL	WHITE	INTACT	0.1	
777	1008	3	SHOWER WALL	A	TILE	WHITE	INTACT	0.1	
778	1008	3	CABINET	B	METAL	WHITE	INTACT	0.3	
779	1008	4	CABINET	A	WOOD	WHITE	INTACT	0.1	
780	1008	4	CABINET DOOR	A	WOOD	WHITE	INTACT	0.0	
781	1008	4	CLOSET DOOR	A	METAL	WHITE	INTACT	-0.2	
782	1008	4	CLOSET WALL	A	DRYWALL	WHITE	INTACT	-0.3	
783	1008	4	CLOSET SHELF	A	WOOD	WHITE	INTACT	-0.3	
784	1101	1	WALL	A	DRYWALL	WHITE	INTACT	0.0	
785	1101	1	WALL	B	DRYWALL	WHITE	INTACT	0.0	
786	1101	1	WALL	C	DRYWALL	WHITE	INTACT	-0.1	
787	1101	1	WALL	D	DRYWALL	WHITE	INTACT	-0.2	
788	1101	1	FLOOR	A	TILE	WHITE	INTACT	-0.2	
789	1101	1	CEILING	A	CONCRETE	WHITE	INTACT	-0.2	
790	1101	1	BASE BOARD	D	VINYL	BROWN	INTACT	-0.3	
791	1101	1	DOOR	A	WOOD	BROWN	INTACT	0.1	

		Wilson Hi-Rise							
Address:		1300 East Wilson Avenue, St. Paul, MN							

Sample Number:	Apartment #	Room #	BLDG Component	Location	Substrate	Color	Condition	Reading	Hazard Key
792	1101	1	DOOR FRAME	A	METAL	BROWN	INTACT	0.0	
793	1101	1	SLIDING DOOR	C	WOOD	BROWN	INTACT	0.0	
794	1101	1	DOOR FRAME	C	WOOD	BROWN	INTACT	-0.2	
795	1101	2	WALL	A	DRYWALL	WHITE	INTACT	-0.3	
796	1101	2	WALL	B	CONCRETE	WHITE	INTACT	0.2	
797	1101	2	WALL	C	CONCRETE	WHITE	INTACT	0.2	
798	1101	2	WALL	D	DRYWALL	WHITE	INTACT	-0.1	
799	1101	2	FLOOR	A	TILE	WHITE	INTACT	0.0	
800	1101	2	CEILING	A	CONCRETE	WHITE	INTACT	0.0	
801	1101	2	BASE BOARD	D	VINYL	BROWN	INTACT	0.0	
802	1101	2	DOOR	D	WOOD	BROWN	INTACT	0.0	
803	1101	2	DOOR FRAME	D	METAL	BROWN	INTACT	-0.1	
804	1101	2	WINDOW FRAME	D	WOOD	BROWN	INTACT	-0.1	
805	1101	3	WALL	A	DRYWALL	WHITE	INTACT	0.1	
806	1101	3	WALL	B	DRYWALL	WHITE	INTACT	-0.1	
807	1101	3	WALL	C	DRYWALL	WHITE	INTACT	-0.1	
808	1101	3	WALL	D	DRYWALL	WHITE	INTACT	0.0	
809	1101	3	FLOOR	A	EPOXY	BROWN	INTACT	0.0	
810	1101	3	CEILING	A	CONCRETE	WHITE	INTACT	0.0	
811	1101	3	BASE BOARD	D	VINYL	BROWN	INTACT	0.0	
812	1101	3	DOOR	C	WOOD	BROWN	INTACT	-0.1	
813	1101	3	DOOR FRAME	C	METAL	BROWN	INTACT	-0.1	
814	1101	4	WALL	A	DRYWALL	WHITE	INTACT	0.0	
815	1101	4	WALL	B	DRYWALL	WHITE	INTACT	0.0	
816	1101	4	WALL	C	DRYWALL	WHITE	INTACT	-0.2	
817	1101	4	WALL	D	DRYWALL	WHITE	INTACT	-0.2	
818	1101	4	FLOOR	A	TILE	WHITE	INTACT	-0.3	
819	1101	4	CEILING	A	CONCRETE	WHITE	INTACT	-0.1	
820	1101	4	BASE BOARD	B	VINYL	BROWN	INTACT	0.2	
821	1101	1	RADIATOR	B	METAL	WHITE	INTACT	0.0	
822	1101	1	CLOSET DOOR	D	METAL	WHITE	INTACT	0.1	
823	1101	1	CLOSET WALL	D	DRYWALL	WHITE	INTACT	0.0	
824	1101	1	PIPE	B	METAL	WHITE	INTACT	-0.2	
825	1101	2	RADIATOR	D	METAL	WHITE	INTACT	-0.2	
826	1101	2	CLOSET DOOR	A	METAL	WHITE	INTACT	-0.3	
827	1101	3	SHOWER WALL	A	TILE	WHITE	INTACT	0.1	
828	1101	3	CABINET	B	METAL	WHITE	INTACT	0.0	
829	1101	3	RADIATOR	B	METAL	WHITE	INTACT	0.0	
830	1101	4	CABINET	A	WOOD	BROWN	INTACT	0.0	
831	1101	4	CABINET DOOR	A	WOOD	BROWN	INTACT	0.0	
832	1101	4	CLOSET DOOR	A	METAL	WHITE	INTACT	-0.1	
833	1101	4	CLOSET WALL	A	DRYWALL	WHITE	INTACT	-0.1	
834	1101	4	CLOSET SHELF	A	WOOD	WHITE	INTACT	-0.2	
835	1103	1	WALL	A	DRYWALL	WHITE	INTACT	0.1	
836	1103	1	WALL	B	DRYWALL	WHITE	INTACT	0.0	
837	1103	1	WALL	C	DRYWALL	WHITE	INTACT	0.0	
838	1103	1	WALL	D	DRYWALL	WHITE	INTACT	0.1	
839	1103	1	FLOOR	A	TILE	WHITE	INTACT	0.0	
840	1103	1	CEILING	A	CONCRETE	WHITE	INTACT	0.0	
841	1103	1	BASE BOARD	D	VINYL	BROWN	INTACT	-0.1	
842	1103	1	DOOR	A	WOOD	BROWN	INTACT	-0.3	
843	1103	1	DOOR FRAME	A	METAL	BROWN	INTACT	-0.2	
844	1103	1	SLIDING DOOR	C	WOOD	BROWN	INTACT	-0.1	
845	1103	1	DOOR FRAME	C	WOOD	BROWN	INTACT	-0.1	
846	1103	2	WALL	A	DRYWALL	WHITE	INTACT	0.1	
847	1103	2	WALL	B	DRYWALL	WHITE	INTACT	0.1	
848	1103	2	WALL	C	DRYWALL	WHITE	INTACT	0.0	

		Wilson Hi-Rise							
Address:		1300 East Wilson Avenue, St. Paul, MN							

Sample Number:	Apartment #	Room #	BLDG Component	Location	Substrate	Color	Condition	Reading	Hazard Key
849	1103	2	WALL	D	DRYWALL	WHITE	INTACT	0.0	
850	1103	2	FLOOR	A	TILE	WHITE	INTACT	-0.1	
851	1103	2	CEILING	A	CONCRETE	WHITE	INTACT	-0.1	
852	1103	2	BASE BOARD	B	VINYL	BROWN	INTACT	0.0	
853	1103	2	DOOR	B	WOOD	BROWN	INTACT	0.1	
854	1103	2	DOOR FRAME	B	METAL	BROWN	INTACT	0.0	
855	1103	2	WINDOW FRAME	C	WOOD	BROWN	INTACT	-0.1	
856	1103	3	WALL	A	DRYWALL	WHITE	INTACT	-0.2	
857	1103	3	WALL	B	DRYWALL	WHITE	INTACT	-0.1	
858	1103	3	WALL	C	DRYWALL	WHITE	INTACT	0.0	
859	1103	3	WALL	D	DRYWALL	WHITE	INTACT	0.0	
860	1103	3	FLOOR	A	EPOXY	BROWN	INTACT	0.1	
861	1103	3	CEILING	A	CONCRETE	WHITE	INTACT	0.0	
862	1103	3	BASE BOARD	B	VINYL	BROWN	INTACT	0.1	
863	1103	3	DOOR	C	WOOD	BROWN	INTACT	0.0	
864	1103	3	DOOR FRAME	C	METAL	BROWN	INTACT	0.1	
865	1103	4	WALL	A	DRYWALL	WHITE	INTACT	0.1	
866	1103	4	WALL	B	DRYWALL	WHITE	INTACT	0.0	
867	1103	4	WALL	C	DRYWALL	WHITE	INTACT	0.0	
868	1103	4	WALL	D	DRYWALL	WHITE	INTACT	-0.1	
869	1103	4	FLOOR	A	TILE	WHITE	INTACT	-0.2	
870	1103	4	CEILING	A	CONCRETE	WHITE	INTACT	-0.3	
871	1103	4	BASE BOARD	A	VINYL	BROWN	INTACT	0.0	
872	1103	1	RADIATOR	D	METAL	WHITE	INTACT	0.0	
873	1103	1	CLOSET DOOR	B	METAL	WHITE	INTACT	0.0	
874	1103	1	CLOSET WALL	B	DRYWALL	WHITE	INTACT	0.1	
875	1103	1	PIPE	D	METAL	WHITE	INTACT	0.1	
876	1103	2	RADIATOR	B	METAL	WHITE	INTACT	-0.2	
877	1103	2	CLOSET DOOR	A	METAL	WHITE	INTACT	0.1	
878	1103	3	SHOWER WALL	A	TILE	WHITE	INTACT	0.0	
879	1103	3	CABINET	D	METAL	WHITE	INTACT	0.1	
880	1103	4	CABINET	A	WOOD	WHITE	INTACT	-0.1	
881	1103	4	CABINET DOOR	A	WOOD	WHITE	INTACT	-0.1	
882	1103	4	CLOSET DOOR	A	METAL	WHITE	INTACT	-0.1	
883	1103	4	CLOSET WALL	A	DRYWALL	WHITE	INTACT	0.2	
884	1103	4	CLOSET SHELF	A	WOOD	WHITE	INTACT	0.3	
885	1110	1	WALL	A	DRYWALL	WHITE	INTACT	0.0	
886	1110	1	WALL	B	DRYWALL	WHITE	INTACT	0.0	
887	1110	1	WALL	C	DRYWALL	WHITE	INTACT	0.1	
888	1110	1	WALL	D	DRYWALL	WHITE	INTACT	-0.1	
889	1110	1	FLOOR	A	TILE	WHITE	INTACT	-0.2	
890	1110	1	CEILING	A	CONCRETE	WHITE	INTACT	-0.2	
891	1110	1	BASE BOARD	B	VINYL	BROWN	INTACT	0.3	
892	1110	1	DOOR	A	WOOD	BROWN	INTACT	0.2	
893	1110	1	DOOR FRAME	A	METAL	BROWN	INTACT	0.1	
894	1110	1	SLIDING DOOR	C	WOOD	BROWN	INTACT	0.2	
895	1110	1	DOOR FRAME	C	WOOD	BROWN	INTACT	-0.3	
896	1110	2	WALL	A	DRYWALL	WHITE	INTACT	0.1	
897	1110	2	WALL	B	CONCRETE	WHITE	INTACT	0.1	
898	1110	2	WALL	C	CONCRETE	WHITE	INTACT	0.0	
899	1110	2	WALL	D	DRYWALL	WHITE	INTACT	0.0	
900	1110	2	FLOOR	A	TILE	WHITE	INTACT	0.1	
901	1110	2	CEILING	A	CONCRETE	WHITE	INTACT	-0.1	
902	1110	2	BASE BOARD	D	VINYL	BROWN	INTACT	-0.1	
903	1110	2	DOOR	D	WOOD	BROWN	INTACT	0.1	
904	1110	2	DOOR FRAME	D	METAL	BROWN	INTACT	0.1	
905	1110	2	WINDOW FRAME	C	WOOD	BROWN	INTACT	0.0	

		Wilson Hi-Rise							
Address:		1300 East Wilson Avenue, St. Paul, MN							

Sample Number:	Apartment #	Room #	BLDG Component	Location	Substrate	Color	Condition	Reading	Hazard Key
906	1110	3	WALL	A	DRYWALL	WHITE	INTACT	0.0	
907	1110	3	WALL	B	DRYWALL	WHITE	INTACT	0.0	
908	1110	3	WALL	C	DRYWALL	WHITE	INTACT	-0.1	
909	1110	3	WALL	D	DRYWALL	WHITE	INTACT	0.1	
910	1110	3	FLOOR	A	EPOXY	BROWN	INTACT	0.1	
911	1110	3	CEILING	A	CONCRETE	WHITE	INTACT	0.1	
912	1110	3	BASE BOARD	B	VINYL	BROWN	INTACT	0.1	
913	1110	3	DOOR	C	WOOD	BROWN	INTACT	0.2	
914	1110	3	DOOR FRAME	C	METAL	BROWN	INTACT	0.2	
915	1110	4	WALL	A	DRYWALL	WHITE	INTACT	0.0	
916	1110	4	WALL	B	DRYWALL	WHITE	INTACT	0.0	
917	1110	4	WALL	C	DRYWALL	WHITE	INTACT	-0.3	
918	1110	4	WALL	D	DRYWALL	WHITE	INTACT	-0.1	
919	1110	4	FLOOR	A	TILE	WHITE	INTACT	-0.1	
920	1110	4	CEILING	A	CONCRETE	WHITE	INTACT	0.1	
921	1110	4	BASE BOARD	B	VINYL	BROWN	INTACT	0.1	
922	1110	1	RADIATOR	B	METAL	WHITE	INTACT	0.0	
923	1110	1	CLOSET DOOR	D	METAL	WHITE	INTACT	0.0	
924	1110	1	CLOSET WALL	D	DRYWALL	WHITE	INTACT	0.1	
925	1110	2	RADIATOR	D	METAL	WHITE	INTACT	0.0	
926	1110	2	CLOSET DOOR	D	METAL	WHITE	INTACT	0.0	
927	1110	3	SHOWER WALL	A	TILE	WHITE	INTACT	0.1	
928	1110	3	CABINET	B	METAL	WHITE	INTACT	0.0	
929	1110	3	RADIATOR	B	METAL	WHITE	INTACT	0.0	
930	1202	1	WALL	A	DRYWALL	WHITE	INTACT	0.1	
931	1202	1	WALL	B	DRYWALL	WHITE	INTACT	-0.1	
932	1202	1	WALL	C	DRYWALL	WHITE	INTACT	0.0	
933	1202	1	WALL	D	DRYWALL	WHITE	INTACT	-0.1	
934	1202	1	FLOOR	A	TILE	WHITE	INTACT	-0.1	
935	1202	1	CEILING	A	CONCRETE	WHITE	INTACT	0.0	
936	1202	1	BASE BOARD	B	VINYL	BROWN	INTACT	0.0	
937	1202	1	DOOR	A	WOOD	BROWN	INTACT	0.1	
938	1202	1	DOOR FRAME	A	METAL	BROWN	INTACT	-0.2	
939	1202	1	SLIDING DOOR	C	WOOD	BROWN	INTACT	-0.2	
940	1202	1	DOOR FRAME	C	WOOD	BROWN	INTACT	0.1	
941	1202	2	WALL	A	DRYWALL	WHITE	INTACT	0.0	
942	1202	2	WALL	B	DRYWALL	WHITE	INTACT	-0.1	
943	1202	2	WALL	C	CONCRETE	WHITE	INTACT	-0.3	
944	1202	2	WALL	D	DRYWALL	WHITE	INTACT	-0.2	
945	1202	2	FLOOR	A	TILE	WHITE	INTACT	-0.2	
946	1202	2	CEILING	A	CONCRETE	WHITE	INTACT	0.0	
947	1202	2	BASE BOARD	A	VINYL	BROWN	INTACT	0.1	
948	1202	2	DOOR	B	WOOD	BROWN	INTACT	0.1	
949	1202	2	DOOR FRAME	B	METAL	BROWN	INTACT	0.1	
950	1202	2	WINDOW FRAME	C	WOOD	BROWN	INTACT	0.2	
951	1202	3	WALL	A	DRYWALL	WHITE	INTACT	0.1	
952	1202	3	WALL	B	DRYWALL	WHITE	INTACT	0.0	
953	1202	3	WALL	C	DRYWALL	WHITE	INTACT	0.0	
954	1202	3	WALL	D	DRYWALL	WHITE	INTACT	-0.1	
955	1202	3	FLOOR	A	EPOXY	BROWN	INTACT	0.2	
956	1202	3	CEILING	A	CONCRETE	WHITE	INTACT	-0.1	
957	1202	3	BASE BOARD	B	VINYL	BROWN	INTACT	0.0	
958	1202	3	DOOR	C	WOOD	BROWN	INTACT	0.1	
959	1202	3	DOOR FRAME	C	METAL	BROWN	INTACT	0.1	
960	1202	4	WALL	A	DRYWALL	WHITE	INTACT	0.1	
961	1202	4	WALL	B	DRYWALL	WHITE	INTACT	0.2	
962	1202	4	WALL	C	DRYWALL	WHITE	INTACT	0.2	

		Wilson Hi-Rise							
Address:		1300 East Wilson Avenue, St. Paul, MN							

Sample Number:	Apartment #	Room #	BLDG Component	Location	Substrate	Color	Condition	Reading	Hazard Key
963	1202	4	WALL	D	DRYWALL	WHITE	INTACT	-0.1	
964	1202	4	FLOOR	A	TILE	WHITE	INTACT	0.1	
965	1202	4	CEILING	A	CONCRETE	WHITE	INTACT	0.0	
966	1202	4	BASE BOARD	D	VINYL	BROWN	INTACT	-0.1	
967	1202	1	RADIATOR	D	METAL	WHITE	INTACT	0.2	
968	1202	1	CLOSET DOOR	B	METAL	WHITE	INTACT	-0.2	
969	1202	1	CLOSET WALL	B	DRYWALL	WHITE	INTACT	0.1	
970	1202	1	PIPE	D	METAL	WHITE	INTACT	0.1	
971	1202	2	RADIATOR	C	METAL	WHITE	INTACT	0.0	
972	1202	2	CLOSET DOOR	A	METAL	WHITE	INTACT	0.1	
973	1202	3	SHOWER WALL	A	EPOXY	BROWN	INTACT	0.2	
974	1202	3	CABINET	D	METAL	WHITE	INTACT	-0.1	
975	1202	4	CABINET	A	WOOD	BROWN	INTACT	0.1	
976	1202	4	CABINET DOOR	A	WOOD	BROWN	INTACT	-0.2	
977	1202	4	CLOSET DOOR	A	METAL	WHITE	INTACT	0.2	
978	1202	4	CLOSET WALL	A	DRYWALL	WHITE	INTACT	-0.3	
979	1202	4	CLOSET SHELF	A	WOOD	WHITE	INTACT	0.1	
980	1301	1	WALL	A	DRYWALL	WHITE	INTACT	0.1	
981	1301	1	WALL	B	DRYWALL	WHITE	INTACT	0.0	
982	1301	1	WALL	C	DRYWALL	WHITE	INTACT	0.0	
983	1301	1	WALL	D	DRYWALL	WHITE	INTACT	-0.1	
984	1301	1	FLOOR	A	TILE	WHITE	INTACT	-0.1	
985	1301	1	CEILING	A	CONCRETE	WHITE	INTACT	0.0	
986	1301	1	BASE BOARD	D	VINYL	BROWN	INTACT	0.1	
987	1301	1	DOOR	A	WOOD	BROWN	INTACT	0.1	
988	1301	1	DOOR FRAME	A	METAL	BROWN	INTACT	0.0	
989	1301	1	SLIDING DOOR	C	WOOD	BROWN	INTACT	-0.1	
990	1301	1	DOOR FRAME	C	WOOD	BROWN	INTACT	-0.1	
991	1301	2	WALL	A	DRYWALL	WHITE	INTACT	0.1	
992	1301	2	WALL	B	CONCRETE	WHITE	INTACT	0.1	
993	1301	2	WALL	C	CONCRETE	WHITE	INTACT	0.0	
994	1301	2	WALL	D	DRYWALL	WHITE	INTACT	0.0	
995	1301	2	FLOOR	A	TILE	WHITE	INTACT	-0.1	
996	1301	2	CEILING	A	CONCRETE	WHITE	INTACT	-0.1	
997	1301	2	BASE BOARD	B	VINYL	BROWN	INTACT	0.1	
998	1301	2	DOOR	D	WOOD	BROWN	INTACT	0.1	
999	1301	2	DOOR FRAME	D	METAL	BROWN	INTACT	0.0	
1000	1301	2	WINDOW FRAME	C	WOOD	BROWN	INTACT	0.2	
1001	1301	3	WALL	A	DRYWALL	WHITE	INTACT	0.1	
1002	1301	3	WALL	B	DRYWALL	WHITE	INTACT	0.1	
1003	1301	3	WALL	C	DRYWALL	WHITE	INTACT	-0.1	
1004	1301	3	WALL	D	DRYWALL	WHITE	INTACT	-0.1	
1005	1301	3	FLOOR	A	EPOXY	BROWN	INTACT	0.1	
1006	1301	3	CEILING	A	CONCRETE	WHITE	INTACT	0.1	
1007	1301	3	BASE BOARD	D	VINYL	BROWN	INTACT	0.2	
1008	1301	3	DOOR	C	WOOD	BROWN	INTACT	0.0	
1009	1301	3	DOOR FRAME	C	METAL	BROWN	INTACT	-0.1	
1010	1301	4	WALL	A	DRYWALL	WHITE	INTACT	0.1	
1011	1301	4	WALL	B	DRYWALL	WHITE	INTACT	0.1	
1012	1301	4	WALL	C	DRYWALL	WHITE	INTACT	0.0	
1013	1301	4	WALL	D	DRYWALL	WHITE	INTACT	-0.1	
1014	1301	4	FLOOR	A	TILE	WHITE	INTACT	-0.1	
1015	1301	4	CEILING	A	CONCRETE	WHITE	INTACT	-0.1	
1016	1301	4	BASE BOARD	B	VINYL	BROWN	INTACT	0.1	
1017	1301	1	RADIATOR	B	METAL	WHITE	INTACT	0.2	
1018	1301	1	CLOSET DOOR	A	METAL	WHITE	INTACT	0.1	
1019	1301	1	CLOSET WALL	A	DRYWALL	WHITE	INTACT	0.1	

		Wilson Hi-Rise							
Address:		1300 East Wilson Avenue, St. Paul, MN							

Sample Number:	Apartment #	Room #	BLDG Component	Location	Substrate	Color	Condition	Reading	Hazard Key
1020	1301	1	CLOSET SHELF	A	WOOD	WHITE	INTACT	0.0	
1021	1301	2	RADIATOR	D	METAL	WHITE	INTACT	0.0	
1022	1301	2	CLOSET DOOR	A	METAL	WHITE	INTACT	-0.1	
1023	1301	2	CLOSET WALL	A	DRYWALL	WHITE	INTACT	0.1	
1024	1301	3	SHOWER WALL	A	TILE	WHITE	INTACT	-0.1	
1025	1301	3	CABINET	B	METAL	WHITE	INTACT	0.0	
1026	1301	3	RADIATOR	B	METAL	WHITE	INTACT	0.1	
1027	1301	4	CABINET	A	WOOD	BROWN	INTACT	0.2	
1028	1301	4	CLOSET DOOR	A	WOOD	BROWN	INTACT	0.2	
1029	1301	1	WALL	A	DRYWALL	WHITE	INTACT	0.1	
1030	1301	1	WALL	B	DRYWALL	WHITE	INTACT	-0.1	
1031	1301	1	WALL	C	DRYWALL	WHITE	INTACT	-0.1	
1032	1301	1	WALL	D	CONCRETE	WHITE	INTACT	0.0	
1033	1301	1	FLOOR	A	TILE	WHITE	INTACT	0.0	
1034	1301	1	CEILING	A	CONCRETE	WHITE	INTACT	0.1	
1035	1301	1	BASE BOARD	C	VINYL	BROWN	INTACT	0.2	
1036	1301	1	DOOR	A	WOOD	BROWN	INTACT	0.1	
1037	1301	1	DOOR FRAME	A	METAL	BROWN	INTACT	-0.1	
1038	1301	1	SLIDING DOOR	C	WOOD	BROWN	INTACT	0.1	
1039	1301	1	DOOR FRAME	C	WOOD	BROWN	INTACT	0.1	
1040	1301	2	WALL	A	DRYWALL	WHITE	INTACT	0.1	
1041	1301	2	WALL	B	DRYWALL	WHITE	INTACT	-0.1	
1042	1301	2	WALL	C	DRYWALL	WHITE	INTACT	-0.1	
1043	1301	2	WALL	D	DRYWALL	WHITE	INTACT	-0.1	
1044	1309	1	WALL	A	DRYWALL	WHITE	INTACT	0.2	
1045	1309	1	WALL	B	DRYWALL	WHITE	INTACT	-0.2	
1046	1309	1	WALL	C	DRYWALL	WHITE	INTACT	-0.1	
1047	1309	1	WALL	D	DRYWALL	WHITE	INTACT	-0.1	
1048	1309	1	FLOOR	A	TILE	WHITE	INTACT	0.0	
1049	1309	1	CEILING	A	CONCRETE	WHITE	INTACT	0.0	
1050	1309	1	BASE BOARD	B	VINYL	BROWN	INTACT	0.0	
1051	1309	1	DOOR	A	WOOD	BROWN	INTACT	0.0	
1052	1309	1	DOOR FRAME	A	METAL	BROWN	INTACT	-0.1	
1053	1309	1	SLIDING DOOR	C	WOOD	BROWN	INTACT	0.2	
1054	1309	1	DOOR FRAME	C	WOOD	BROWN	INTACT	0.2	
1055	1309	2	WALL	A	DRYWALL	WHITE	INTACT	0.0	
1056	1309	2	WALL	B	DRYWALL	WHITE	INTACT	-0.1	
1057	1309	2	WALL	C	DRYWALL	WHITE	INTACT	-0.1	
1058	1309	2	WALL	D	DRYWALL	WHITE	INTACT	0.1	
1059	1309	2	FLOOR	A	TILE	WHITE	INTACT	0.2	
1060	1309	2	CEILING	A	CONCRETE	WHITE	INTACT	0.0	
1061	1309	2	BASE BOARD	A	VINYL	BROWN	INTACT	0.0	
1062	1309	2	DOOR	D	WOOD	BROWN	INTACT	0.0	
1063	1309	2	DOOR FRAME	D	METAL	BROWN	INTACT	0.1	
1064	1309	2	WINDOW FRAME	C	WOOD	BROWN	INTACT	0.2	
1065	1309	3	WALL	A	DRYWALL	WHITE	INTACT	0.1	
1066	1309	3	WALL	B	DRYWALL	WHITE	INTACT	0.0	
1067	1309	3	WALL	C	DRYWALL	WHITE	INTACT	0.0	
1068	1309	3	WALL	D	DRYWALL	WHITE	INTACT	-0.1	
1069	1309	3	FLOOR	A	EPOXY	BROWN	INTACT	0.1	
1070	1309	3	CEILING	A	CONCRETE	WHITE	INTACT	0.0	
1071	1309	3	DOOR	C	WOOD	BROWN	INTACT	0.0	
1072	1309	3	DOOR FRAME	C	METAL	BROWN	INTACT	0.1	
1073	1309	4	WALL	A	DRYWALL	WHITE	INTACT	-0.1	
1074	1309	4	WALL	B	DRYWALL	WHITE	INTACT	-0.2	
1075	1309	4	WALL	C	DRYWALL	WHITE	INTACT	0.2	
1076	1309	4	WALL	D	DRYWALL	WHITE	INTACT	0.1	

		Wilson Hi-Rise							
Address:		1300 East Wilson Avenue, St. Paul, MN							

Sample Number:	Apartment #	Room #	BLDG Component	Location	Substrate	Color	Condition	Reading	Hazard Key
1077	1309	4	FLOOR	A	TILE	WHITE	INTACT	-0.1	
1078	1309	4	CEILING	A	CONCRETE	WHITE	INTACT	0.0	
1079	1309	4	BASE BOARD	D	VINYL	BROWN	INTACT	0.0	
1080	1309	1	PIPE	B	METAL	WHITE	INTACT	0.0	
1081	1309	1	RADIATOR	B	METAL	WHITE	INTACT	0.1	
1082	1309	1	CLOSET DOOR	D	METAL	WHITE	INTACT	0.1	
1083	1309	1	CLOSET WALL	D	DRYWALL	WHITE	INTACT	0.1	
1084	1309	2	RADIATOR	B	METAL	WHITE	INTACT	0.1	
1085	1309	2	CLOSET DOOR	B	METAL	WHITE	INTACT	0.1	
1086	1309	3	CABINET	B	METAL	WHITE	INTACT	0.0	
1087	1309	3	SHOWER WALL	A	TILE	WHITE	INTACT	0.1	
1088	1309	4	CABINET	A	WOOD	BROWN	INTACT	0.1	
1089	1309	4	CABINET DOOR	A	WOOD	BROWN	INTACT	0.0	
1090	1309	4	CLOSET DOOR	A	WOOD	WHITE	INTACT	0.0	
1091	1309	4	WALL	A	DRYWALL	WHITE	INTACT	0.1	
1092	1309	4	CLOSET SHELF	A	WOOD	WHITE	INTACT	-0.1	
1093	1310	1	WALL	A	DRYWALL	WHITE	INTACT	0.1	
1094	1310	1	WALL	B	DRYWALL	WHITE	INTACT	0.0	
1095	1310	1	WALL	C	DRYWALL	WHITE	INTACT	-0.1	
1096	1310	1	WALL	D	DRYWALL	WHITE	INTACT	-0.1	
1097	1310	1	FLOOR	A	TILE	WHITE	INTACT	-0.2	
1098	1310	1	CEILING	A	CONCRETE	WHITE	INTACT	0.0	
1099	1310	1	BASE BOARD	D	VINYL	BROWN	INTACT	0.0	
1100	1310	1	DOOR	A	WOOD	BROWN	INTACT	0.1	
1101	1310	1	DOOR FRAME	A	METAL	BROWN	INTACT	0.1	
1102	1310	1	SLIDING DOOR	C	WOOD	BROWN	INTACT	0.2	
1103	1310	1	DOOR FRAME	C	WOOD	BROWN	INTACT	0.2	
1104	1310	2	WALL	A	DRYWALL	WHITE	INTACT	0.2	
1105	1310	2	WALL	B	CONCRETE	WHITE	INTACT	0.1	
1106	1310	2	WALL	C	CONCRETE	WHITE	INTACT	0.1	
1107	1310	2	WALL	D	DRYWALL	WHITE	INTACT	-0.1	
1108	1310	2	FLOOR	A	TILE	WHITE	INTACT	-0.1	
1109	1310	2	CEILING	A	CONCRETE	WHITE	INTACT	-0.1	
1110	1310	2	BASE BOARD	C	VINYL	BROWN	INTACT	0.0	
1111	1310	2	DOOR	D	WOOD	BROWN	INTACT	0.1	
1112	1310	2	DOOR FRAME	D	METAL	BROWN	INTACT	0.1	
1113	1310	2	WINDOW FRAME	C	WOOD	BROWN	INTACT	0.2	
1114	1310	3	WALL	A	DRYWALL	WHITE	INTACT	-0.1	
1115	1310	3	WALL	B	DRYWALL	WHITE	INTACT	-0.1	
1116	1310	3	WALL	C	DRYWALL	WHITE	INTACT	-0.1	
1117	1310	3	WALL	D	DRYWALL	WHITE	INTACT	0.1	
1118	1310	3	FLOOR	A	EPOXY	BROWN	INTACT	0.0	
1119	1310	3	CEILING	A	CONCRETE	WHITE	INTACT	0.0	
1120	1310	3	DOOR	A	WOOD	BROWN	INTACT	0.0	
1121	1310	3	DOOR FRAME	C	METAL	BROWN	INTACT	0.1	
1122	1310	4	WALL	A	DRYWALL	WHITE	INTACT	0.1	
1123	1310	4	WALL	B	DRYWALL	WHITE	INTACT	-0.1	
1124	1310	4	WALL	C	DRYWALL	WHITE	INTACT	-0.1	
1125	1310	4	WALL	D	DRYWALL	WHITE	INTACT	0.0	
1126	1310	4	FLOOR	A	TILE	WHITE	INTACT	0.0	
1127	1310	4	CEILING	A	CONCRETE	WHITE	INTACT	0.2	
1128	1310	4	BASE BOARD	B	VINYL	BROWN	INTACT	0.1	
1129	1310	1	RADIATOR	D	METAL	WHITE	INTACT	0.0	
1130	1310	1	CLOSET DOOR	A	METAL	WHITE	INTACT	0.1	
1131	1310	1	CLOSET WALL	A	DRYWALL	WHITE	INTACT	0.1	
1132	1310	1	CLOSET SHELF	A	WOOD	WHITE	INTACT	-0.1	
1133	1310	2	RADIATOR	C	METAL	WHITE	INTACT	0.2	

		Wilson Hi-Rise							
Address:		1300 East Wilson Avenue, St. Paul, MN							

Sample Number:	Apartment #	Room #	BLDG Component	Location	Substrate	Color	Condition	Reading	Hazard Key
1134	1310	2	CLOSET WALL	A	DRYWALL	WHITE	INTACT	0.1	
1135	1310	3	SHOWER WALL	A	TILE	WHITE	INTACT	0.1	
1136	1310	3	CABINET	B	METAL	WHITE	INTACT	0.2	
1137	1310	3	RADIATOR	B	METAL	WHITE	INTACT	0.2	
1138	1310	4	CABINET	A	WOOD	BROWN	INTACT	0.0	
1139	1310	4	CABINET DOOR	A	WOOD	BROWN	INTACT	0.1	
1140	1310	4	PIPE	B	METAL	WHITE	INTACT	0.1	
1141	1310	4	CLOSET DOOR	A	METAL	WHITE	INTACT	0.1	
1142	1310	4	CLOSET WALL	A	DRYWALL	WHITE	INTACT	-0.1	
1143	1310	4	CLOSET SHELF	A	WOOD	WHITE	INTACT	-0.1	
1144	1601	1	WALL	A	DRYWALL	WHITE	INTACT	-0.1	
1145	1601	1	WALL	B	CONCRETE	WHITE	INTACT	0.0	
1146	1601	1	WALL	C	DRYWALL	WHITE	INTACT	0.0	
1147	1601	1	WALL	D	DRYWALL	WHITE	INTACT	-0.1	
1148	1601	1	FLOOR	A	TILE	WHITE	INTACT	0.1	
1149	1601	1	CEILING	A	CONCRETE	WHITE	INTACT	0.0	
1150	1601	1	BASE BOARD	D	VINYL	BROWN	INTACT	0.0	
1151	1601	1	DOOR	A	WOOD	BROWN	INTACT	0.0	
1152	1601	1	DOOR FRAME	A	METAL	BROWN	INTACT	-0.1	
1153	1601	1	SLIDING DOOR	C	WOOD	BROWN	INTACT	-0.2	
1154	1601	12	DOOR FRAME	C	WOOD	BROWN	INTACT	-0.1	
1155	1601	2	WALL	A	DRYWALL	WHITE	INTACT	0.1	
1156	1601	2	WALL	B	DRYWALL	WHITE	INTACT	0.1	
1157	1601	2	WALL	C	DRYWALL	WHITE	INTACT	0.1	
1158	1601	2	WALL	D	DRYWALL	WHITE	INTACT	0.0	
1159	1601	2	FLOOR	A	TILE	WHITE	INTACT	0.0	
1160	1601	2	CEILING	A	CONCRETE	WHITE	INTACT	0.1	
1161	1601	2	BASE BOARD	B	VINYL	BROWN	INTACT	-0.1	
1162	1601	2	DOOR	B	WOOD	BROWN	INTACT	0.2	
1163	1601	2	DOOR FRAME	B	METAL	BROWN	INTACT	0.2	
1164	1601	2	WINDOW FRAME	C	WOOD	BROWN	INTACT	-0.1	
1165	1601	3	WALL	A	DRYWALL	WHITE	INTACT	0.0	
1166	1601	3	WALL	B	DRYWALL	WHITE	INTACT	0.1	
1167	1601	3	WALL	C	DRYWALL	WHITE	INTACT	0.1	
1168	1601	3	WALL	D	DRYWALL	WHITE	INTACT	-0.1	
1169	1601	3	FLOOR	A	EPOXY	BROWN	INTACT	-0.1	
1170	1601	3	CEILING	A	CONCRETE	WHITE	INTACT	0.0	
1171	1601	3	DOOR	C	WOOD	BROWN	INTACT	-0.1	
1172	1601	3	DOOR FRAME	C	METAL	BROWN	INTACT	0.2	
1173	1601	4	WALL	A	DRYWALL	WHITE	INTACT	0.1	
1174	1601	4	WALL	B	DRYWALL	WHITE	INTACT	-0.1	
1175	1601	4	WALL	C	DRYWALL	WHITE	INTACT	0.1	
1176	1601	4	WALL	D	DRYWALL	WHITE	INTACT	0.0	
1177	1601	4	FLOOR	A	TILE	WHITE	INTACT	0.0	
1178	1601	4	CEILING	A	CONCRETE	WHITE	INTACT	0.0	
1179	1601	4	BASE BOARD	D	VINYL	BROWN	INTACT	-0.2	
1180	1601	1	RADIATOR	D	METAL	WHITE	INTACT	0.2	
1181	1601	1	CLOSET DOOR	B	METAL	WHITE	INTACT	-0.2	
1182	1601	1	CLOSET WALL	B	DRYWALL	WHITE	INTACT	-0.2	
1183	1601	1	PIPE	D	METAL	WHITE	INTACT	0.1	
1184	1601	2	RADIATOR	C	METAL	WHITE	INTACT	0.0	
1185	1601	2	CLOSET DOOR	A	METAL	WHITE	INTACT	0.1	
1186	1601	3	SHOWER WALL	A	TILE	WHITE	INTACT	0.2	
1187	1601	3	CABINET	C	METAL	WHITE	INTACT	-0.1	
1188	1601	4	CABINET	A	WOOD	BROWN	INTACT	0.1	
1189	1601	4	CABINET DOOR	A	WOOD	BROWN	INTACT	-0.1	
1190	1601	4	CLOSET DOOR	A	METAL	WHITE	INTACT	0.2	

		Wilson Hi-Rise							
Address:		1300 East Wilson Avenue, St. Paul, MN							

Sample Number:	Apartment #	Room #	BLDG Component	Location	Substrate	Color	Condition	Reading	Hazard Key
1191	1601	4	CLOSET WALL	A	DRYWALL	WHITE	INTACT	0.2	
1192	1601	4	CLOSET SHELF	A	WOOD	WHITE	INTACT	0.1	
1193	1703	1	WALL	A	DRYWALL	WHITE	INTACT	0.1	
1194	1703	1	WALL	B	DRYWALL	WHITE	INTACT	0.0	
1195	1703	1	WALL	C	DRYWALL	WHITE	INTACT	0.0	
1196	1703	1	WALL	D	DRYWALL	WHITE	INTACT	-0.1	
1197	1703	1	FLOOR	A	TILE	BEIGE	INTACT	-0.3	
1198	1703	1	CEILING	A	PLASTER	WHITE	INTACT	-0.3	
1199	1703	1	BASE BOARD	D	VINYL	BLACK	INTACT	-0.2	
1200	1703	1	CLOSET DOOR	B	WOOD	BROWN	INTACT	0.0	
1201	1703	1	DOOR	A	WOOD	BROWN	INTACT	0.0	
1202	1703	1	DOOR FRAME	A	METAL	BROWN	INTACT	0.0	
1203	1703	1	SLIDING DOOR	C	WOOD	BROWN	INTACT	0.0	
1204	1703	1	SLIDING DOOR FR	C	WOOD	BROWN	INTACT	-0.1	
1205	1703	2	WALL	A	DRYWALL	WHITE	INTACT	0.1	
1206	1703	2	WALL	B	DRYWALL	WHITE	INTACT	-0.1	
1207	1703	2	WALL	C	CONCRETE	WHITE	INTACT	-0.1	
1208	1703	2	WALL	D	DRYWALL	WHITE	INTACT	-0.2	
1209	1703	2	FLOOR	C	TILE	BEIGE	INTACT	0.0	
1210	1703	2	CEILING	C	PLASTER	WHITE	INTACT	-0.1	
1211	1703	2	BASE BOARD	A	VINYL	BROWN	INTACT	0.1	
1212	1703	2	WINDOW FRAME	A	WOOD	BROWN	INTACT	-0.1	
1213	1703	2	DOOR	B	WOOD	BROWN	INTACT	-0.2	
1214	1703	2	DOOR FRAME	B	METAL	BROWN	INTACT	-0.2	
1215	1703	3	WALL	A	DRYWALL	WHITE	INTACT	-0.1	
1216	1703	3	WALL	B	DRYWALL	WHITE	INTACT	-0.2	
1217	1703	3	WALL	C	DRYWALL	WHITE	INTACT	-0.1	
1218	1703	3	WALL	D	DRYWALL	WHITE	INTACT	0.1	
1219	1703	3	FLOOR	A	EPOXY	WHITE	INTACT	-0.2	
1220	1703	3	CEILING	A	PLASTER	WHITE	INTACT	-0.2	
1221	1703	3	DOOR	C	WOOD	BROWN	INTACT	-0.4	
1222	1703	3	DOOR FRAME	C	METAL	BROWN	INTACT	-0.1	
1223	1703	4	WALL	A	DRYWALL	WHITE	INTACT	-0.2	
1224	1703	4	WALL	B	DRYWALL	WHITE	INTACT	-0.1	
1225	1703	4	WALL	C	DRYWALL	WHITE	INTACT	-0.3	
1226	1703	4	WALL	D	DRYWALL	WHITE	INTACT	-0.2	
1227	1703	4	FLOOR	A	TILE	WHITE	INTACT	-0.3	
1228	1703	4	CEILING	A	PLASTER	WHITE	INTACT	-0.4	
1229	1703	4	BASE BOARD	D	VINYL	BROWN	INTACT	-0.1	
1230	1703	1	RADIATOR	D	METAL	WHITE	INTACT	-0.1	
1231	1703	1	CLOSET WALL	B	DRYWALL	WHITE	INTACT	-0.1	
1232	1703	1	PIPE	D	METAL	WHITE	INTACT	-0.1	
1233	1703	1	CLOSET DOOR	B	METAL	WHITE	INTACT	0.1	
1234	1703	2	RADIATOR	C	METAL	WHITE	INTACT	-0.1	
1235	1703	2	CLOSET WALL	A	DRYWALL	WHITE	INTACT	0.1	
1236	1703	3	CABINET	D	METAL	WHITE	INTACT	-0.1	
1237	1703	3	RADIATOR	D	METAL	WHITE	INTACT	-0.2	
1238	1703	3	SHOWER WALL	A	EPOXY	WHITE	INTACT	-0.1	
1239	1703	4	CABINET	C	WOOD	BROWN	INTACT	-0.2	
1240	1703	4	CABINET DOOR	C	WOOD	BROWN	INTACT	-0.1	
1241	1703	4	CLOSET DOOR	A	METAL	WHITE	INTACT	-0.1	
1242	1703	4	CLOSET WALL	A	DRYWALL	WHITE	INTACT	-0.3	
1243	1703	4	CLOSET SHELF	A	WOOD	WHITE	INTACT	-0.1	
1244	COMMON	1-17TH FLOOR	WALL	A	DRYWALL	WHITE	INTACT	-0.1	
1245	COMMON	1-17TH FLOOR	WALL	B	DRYWALL	WHITE	INTACT	-0.2	
1246	COMMON	1-17TH FLOOR	WALL	C	DRYWALL	WHITE	INTACT	0.0	
1247	COMMON	1-17TH FLOOR	WALL	D	DRYWALL	WHITE	INTACT	0.1	

Wilson Hi-Rise							
Address:	1300 East Wilson Avenue, St. Paul, MN						

Sample Number:	Apartment #	Room #	BLDG Component	Location	Substrate	Color	Condition	Reading	Hazard Key
1248	COMMON	1-17TH FLOOR	CEILING	A	CONCRETE	WHITE	INTACT	-0.2	
1249	COMMON	1-17TH FLOOR	FLOOR	A	TILE	GRAY	INTACT	-0.1	
1250	COMMON	1-17TH FLOOR	BASE BOARD	A	VINYL	BROWN	INTACT	0.0	
1251	COMMON	1-17TH FLOOR	RADIATOR	A	METAL	BEIGE	INTACT	-0.2	
1252	COMMON	1-17TH FLOOR	DOOR	B	WOOD	BROWN	INTACT	0.1	
1253	COMMON	1-17TH FLOOR	DOOR FRAME	B	METAL	BROWN	INTACT	0.1	
1254	COMMON	1-17TH FLOOR	DOOR	C	METAL	PINK	INTACT	-0.1	
1255	COMMON	1-17TH FLOOR	DOOR FRAME	C	METAL	PINK	INTACT	-0.2	
1256	COMMON	1-17TH FLOOR	VENT	C	METAL	WHITE	INTACT	-0.3	
1257	COMMON	1-17TH FLOOR	ELEVATOR DOOR	B	METAL	BEIGE	INTACT	0.0	
1258	COMMON	1-17TH FLOOR	RAIL	B	WOOD	BROWN	INTACT	0.0	
1259	COMMON	1-17TH FLOOR	PIPE	A	METAL	WHITE	INTACT	0.0	
1260	COMMON	1-17TH FLOOR	WALL	A	BLOCK	BROWN	INTACT	0.6	
1261	COMMON	2-15TH FLOOR	WALL	A	DRYWALL	WHITE	INTACT	-0.1	
1262	COMMON	2-15TH FLOOR	WALL	B	DRYWALL	WHITE	INTACT	0.0	
1263	COMMON	2-15TH FLOOR	WALL	C	DRYWALL	WHITE	INTACT	-0.2	
1264	COMMON	2-15TH FLOOR	WALL	D	DRYWALL	WHITE	INTACT	-0.2	
1265	COMMON	2-15TH FLOOR	CEILING	A	CONCRETE	WHITE	INTACT	0.1	
1266	COMMON	2-15TH FLOOR	FLOOR	A	TILE	GRAY	INTACT	-0.1	
1267	COMMON	2-15TH FLOOR	RADIATOR	A	METAL	BEIGE	INTACT	-0.2	
1268	COMMON	2-15TH FLOOR	BASE BOARD	A	VINYL	BROWN	INTACT	0.0	
1269	COMMON	2-15TH FLOOR	WINDOW FRAME	A	WOOD	BROWN	INTACT	-0.1	
1270	COMMON	2-15TH FLOOR	PIPE	D	METAL	WHITE	INTACT	-0.2	
1271	COMMON	2-15TH FLOOR	DOOR	D	WOOD	BROWN	INTACT	-0.1	
1272	COMMON	2-15TH FLOOR	DOOR FRAME	D	METAL	BEIGE	INTACT	-0.2	
1273	COMMON	2-15TH FLOOR	VENT	C	METAL	WHITE	INTACT	-0.2	
1274	COMMON	2-15TH FLOOR	WALL	A	BLOCK	BROWN	INTACT	1.0	
1275	COMMON	2-15TH FLOOR	DOOR	B	METAL	PINK	INTACT	0.0	
1276	COMMON	2-15TH FLOOR	DOOR FRAME	B	METAL	PINK	INTACT	-0.1	
1277	COMMON	3-13TH FLOOR	WALL	A	DRYWALL	WHITE	INTACT	-0.1	
1278	COMMON	3-13TH FLOOR	WALL	B	DRYWALL	WHITE	INTACT	0.0	
1279	COMMON	3-13TH FLOOR	WALL	C	DRYWALL	WHITE	INTACT	-0.1	
1280	COMMON	3-13TH FLOOR	WALL	D	DRYWALL	WHITE	INTACT	-0.2	
1281	COMMON	3-13TH FLOOR	CEILING	A	CONCRETE	WHITE	INTACT	0.1	
1282	COMMON	3-13TH FLOOR	FLOOR	A	TILE	GRAY	INTACT	0.0	
1283	COMMON	3-13TH FLOOR	BASE BOARD	C	VINYL	BEIGE	INTACT	-0.1	
1284	COMMON	3-13TH FLOOR	RADIATOR	C	METAL	BEIGE	INTACT	0.3	
1285	COMMON	3-13TH FLOOR	DOOR	B	WOOD	BROWN	INTACT	0.2	
1286	COMMON	3-13TH FLOOR	DOOR FRAME	B	METAL	BEIGE	INTACT	-0.2	
1287	COMMON	3-13TH FLOOR	DOOR	B	METAL	PINK	INTACT	0.1	
1288	COMMON	3-13TH FLOOR	DOOR FRAME	B	METAL	PINK	INTACT	0.0	
1289	COMMON	3-13TH FLOOR	PIPE	D	METAL	WHITE	INTACT	0.3	
1290	COMMON	3-13TH FLOOR	VENT	C	METAL	WHITE	INTACT	0.4	
1291	COMMON	3-13TH FLOOR	WALL	A	BLOCK	BROWN	INTACT	1.0	
1292	COMMON	11TH FLOOR	WALL	A	DRYWALL	WHITE	INTACT	0.1	
1293	COMMON	11TH FLOOR	WALL	B	DRYWALL	WHITE	INTACT	0.1	
1294	COMMON	11TH FLOOR	WALL	C	DRYWALL	WHITE	INTACT	0.0	
1295	COMMON	11TH FLOOR	WALL	D	DRYWALL	WHITE	INTACT	-0.2	
1296	COMMON	11TH FLOOR	CEILING	A	CONCRETE	WHITE	INTACT	0.2	
1297	COMMON	11TH FLOOR	FLOOR	A	TILE	GRAY	INTACT	-0.2	
1298	COMMON	11TH FLOOR	BASE BOARD	A	VINYL	BEIGE	INTACT	-0.2	
1299	COMMON	11TH FLOOR	RADIATOR	A	METAL	WHITE	INTACT	0.0	
1300	COMMON	11TH FLOOR	WINDOW FRAME	A	WOOD	BROWN	INTACT	0.1	
1301	COMMON	11TH FLOOR	DOOR	B	WOOD	BROWN	INTACT	0.0	
1302	COMMON	11TH FLOOR	DOOR FRAME	B	METAL	BROWN	INTACT	0.0	
1303	COMMON	11TH FLOOR	DOOR	B	METAL	PINK	INTACT	-0.1	
1304	COMMON	11TH FLOOR	DOOR FRAME	B	METAL	PINK	INTACT	-0.1	

		Wilson Hi-Rise							
Address:		1300 East Wilson Avenue, St. Paul, MN							

Sample Number:	Apartment #	Room #	BLDG Component	Location	Substrate	Color	Condition	Reading	Hazard Key
1305	COMMON	11TH FLOOR	VENT	C	METAL	WHITE	INTACT	0.1	
1306	COMMON	11TH FLOOR	PIPE	C	METAL	WHITE	INTACT	0.3	
1307	COMMON	11TH FLOOR	ELEVATOR DOOR	B	METAL	BROWN	INTACT	0.1	
1308	COMMON	11TH FLOOR	WALL	A	BLOCK	BROWN	INTACT	1.0	
1309	COMMON	11TH FLOOR	RAIL	B	WOOD	BROWN	INTACT	0.1	
1310	COMMON	5-9TH FLOOR	WALL	A	DRYWALL	WHITE	INTACT	0.1	
1311	COMMON	5-9TH FLOOR	WALL	B	DRYWALL	WHITE	INTACT	0.1	
1312	COMMON	5-9TH FLOOR	WALL	C	DRYWALL	WHITE	INTACT	-0.1	
1313	COMMON	5-9TH FLOOR	WALL	D	DRYWALL	WHITE	INTACT	-0.1	
1314	COMMON	5-9TH FLOOR	CEILING	A	CONCRETE	WHITE	INTACT	-0.2	
1315	COMMON	5-9TH FLOOR	FLOOR	A	TILE	GRAY	INTACT	0.0	
1316	COMMON	5-9TH FLOOR	BASE BOARD	C	VINYL	BEIGE	INTACT	-0.1	
1317	COMMON	5-9TH FLOOR	RADIATOR	C	METAL	BEIGE	INTACT	0.2	
1318	COMMON	5-9TH FLOOR	DOOR	B	WOOD	BROWN	INTACT	0.0	
1319	COMMON	5-9TH FLOOR	DOOR FRAME	B	METAL	BROWN	INTACT	0.1	
1320	COMMON	5-9TH FLOOR	DOOR	D	METAL	BEIGE	INTACT	-0.2	
1321	COMMON	5-9TH FLOOR	DOOR FRAME	D	METAL	BEIGE	INTACT	-0.1	
1322	COMMON	5-9TH FLOOR	WINDOW FRAME	A	WOOD	BROWN	INTACT	0.2	
1323	COMMON	5-9TH FLOOR	ELEVATOR DOOR	B	METAL	BROWN	INTACT	0.1	
1324	COMMON	5-9TH FLOOR	VENT	C	METAL	WHITE	INTACT	0.2	
1325	COMMON	5-9TH FLOOR	PIPE	C	METAL	WHITE	INTACT	0.3	
1326	COMMON	5-9TH FLOOR	RAIL	A	WOOD	BROWN	INTACT	0.1	
1327	COMMON	5-9TH FLOOR	WALL	A	BLOCK	BROWN	INTACT	1.6	
1328	COMMON	6-7TH FLOOR	WALL	A	DRYWALL	WHITE	INTACT	0.1	
1329	COMMON	6-7TH FLOOR	WALL	B	DRYWALL	WHITE	INTACT	0.0	
1330	COMMON	6-7TH FLOOR	WALL	C	DRYWALL	WHITE	INTACT	0.0	
1331	COMMON	6-7TH FLOOR	WALL	D	DRYWALL	WHITE	INTACT	-0.1	
1332	COMMON	6-7TH FLOOR	CEILING	A	CONCRETE	WHITE	INTACT	0.1	
1333	COMMON	6-7TH FLOOR	FLOOR	A	TILE	GRAY	INTACT	-0.2	
1334	COMMON	6-7TH FLOOR	BASE BOARD	A	VINYL	BEIGE	INTACT	0.2	
1335	COMMON	6-7TH FLOOR	RADIATOR	A	METAL	BEIGE	INTACT	0.2	
1336	COMMON	6-7TH FLOOR	DOOR	B	WOOD	BROWN	INTACT	0.0	
1337	COMMON	6-7TH FLOOR	DOOR FRAME	B	METAL	BROWN	INTACT	0.0	
1338	COMMON	6-7TH FLOOR	DOOR	D	METAL	BEIGE	INTACT	0.0	
1339	COMMON	6-7TH FLOOR	DOOR FRAME	D	METAL	BEIGE	INTACT	0.0	
1340	COMMON	6-7TH FLOOR	WINDOW FRAME	A	WOOD	BROWN	INTACT	0.1	
1341	COMMON	6-7TH FLOOR	ELEVATOR DOOR	B	METAL	BROWN	INTACT	-0.2	
1342	COMMON	6-7TH FLOOR	VENT	C	METAL	WHITE	INTACT	0.0	
1343	COMMON	6-7TH FLOOR	PIPE	C	METAL	WHITE	INTACT	0.1	
1344	COMMON	6-7TH FLOOR	RAIL	B	WOOD	BROWN	INTACT	0.1	
1345	COMMON	6-7TH FLOOR	WALL	A	BLOCK	BROWN	INTACT	1.0	
1346	COMMON	7-5TH FLOOR	WALL	A	DRYWALL	WHITE	INTACT	0.1	
1347	COMMON	7-5TH FLOOR	WALL	B	DRYWALL	WHITE	INTACT	0.1	
1348	COMMON	7-5TH FLOOR	WALL	C	DRYWALL	WHITE	INTACT	-0.1	
1349	COMMON	7-5TH FLOOR	WALL	D	DRYWALL	WHITE	INTACT	-0.1	
1350	COMMON	7-5TH FLOOR	CEILING	A	CONCRETE	WHITE	INTACT	0.0	
1351	COMMON	7-5TH FLOOR	FLOOR	A	TILE	GRAY	INTACT	0.0	
1352	COMMON	7-5TH FLOOR	BASE BOARD	A	VINYL	BEIGE	INTACT	-0.1	
1353	COMMON	7-5TH FLOOR	RADIATOR	A	METAL	BEIGE	INTACT	-0.1	
1354	COMMON	7-5TH FLOOR	DOOR	B	WOOD	BROWN	INTACT	0.0	
1355	COMMON	7-5TH FLOOR	DOOR FRAME	B	METAL	BROWN	INTACT	0.0	
1356	COMMON	7-5TH FLOOR	DOOR	B	METAL	BEIGE	INTACT	0.1	
1357	COMMON	7-5TH FLOOR	DOOR FRAME	B	METAL	BEIGE	INTACT	-0.1	
1358	COMMON	7-5TH FLOOR	WINDOW FRAME	C	WOOD	BROWN	INTACT	0.0	
1359	COMMON	7-5TH FLOOR	ELEVATOR DOOR	B	METAL	BROWN	INTACT	-0.1	
1360	COMMON	7-5TH FLOOR	VENT	C	METAL	WHITE	INTACT	-0.1	
1361	COMMON	7-5TH FLOOR	PIPE	C	METAL	WHITE	INTACT	-0.2	

		Wilson Hi-Rise							
Address:		1300 East Wilson Avenue, St. Paul, MN							

Sample Number:	Apartment #	Room #	BLDG Component	Location	Substrate	Color	Condition	Reading	Hazard Key
1362	COMMON	7-5TH FLOOR	RAIL	B	WOOD	BROWN	INTACT	0.0	
1363	COMMON	7-5TH FLOOR	WALL	A	BLOCK	BROWN	INTACT	1.1	
1364	COMMON	8-3RD FLOOR	WALL	A	DRYWALL	WHITE	INTACT	0.0	
1365	COMMON	8-3RD FLOOR	WALL	B	DRYWALL	WHITE	INTACT	-0.1	
1366	COMMON	8-3RD FLOOR	WALL	C	DRYWALL	WHITE	INTACT	0.1	
1367	COMMON	8-3RD FLOOR	WALL	D	DRYWALL	WHITE	INTACT	-0.1	
1368	COMMON	8-3RD FLOOR	CEILING	A	CONCRETE	WHITE	INTACT	0.1	
1369	COMMON	8-3RD FLOOR	FLOOR	A	TILE	GRAY	INTACT	-0.2	
1370	COMMON	8-3RD FLOOR	BASE BOARD	C	VINYL	BROWN	INTACT	-0.2	
1371	COMMON	8-3RD FLOOR	RADIATOR	C	METAL	WHITE	INTACT	0.1	
1372	COMMON	8-3RD FLOOR	DOOR	B	WOOD	BROWN	INTACT	-0.1	
1373	COMMON	8-3RD FLOOR	DOOR FRAME	B	METAL	BROWN	INTACT	0.0	
1374	COMMON	8-3RD FLOOR	DOOR	B	METAL	BEIGE	INTACT	-0.1	
1375	COMMON	8-3RD FLOOR	DOOR FRAME	B	METAL	BEIGE	INTACT	-0.1	
1376	COMMON	8-3RD FLOOR	WINDOW FRAME	C	WOOD	BROWN	INTACT	0.1	
1377	COMMON	8-3RD FLOOR	ELEVATOR DOOR	B	METAL	BROWN	INTACT	0.1	
1378	COMMON	8-3RD FLOOR	VENT	C	METAL	WHITE	INTACT	0.0	
1379	COMMON	8-3RD FLOOR	PIPE	C	METAL	WHITE	INTACT	-0.1	
1380	COMMON	9-3RD FLOOR	RAIL	B	WOOD	BROWN	INTACT	-0.1	
1381	COMMON	9-3RD FLOOR	WALL	A	BLOCK	BROWN	INTACT	1.0	
1382	COMMON	10-BATHROOM	WALL	A	BLOCK	WHITE	INTACT	1.0	
1383	COMMON	10-BATHROOM	WALL	B	BLOCK	WHITE	INTACT	1.0	
1384	COMMON	10-BATHROOM	WALL	C	BLOCK	WHITE	INTACT	1.5	
1385	COMMON	10-BATHROOM	WALL	D	BLOCK	WHITE	INTACT	1.0	
1386	COMMON	10-BATHROOM	CEILING	A	DRYWALL	WHITE	INTACT	0.1	
1387	COMMON	10-BATHROOM	RADIATOR	C	METAL	WHITE	INTACT	0.1	
1388	COMMON	10-BATHROOM	PARTITION	A	METAL	BROWN	INTACT	0.0	
1389	COMMON	10-BATHROOM	DOOR	B	WOOD	BROWN	INTACT	-0.1	
1390	COMMON	10-BATHROOM	DOOR FRAME	B	METAL	BROWN	INTACT	0.1	
1391	COMMON	10-BATHROOM	VENT	A	METAL	WHITE	INTACT	0.1	
1392	COMMON	10-BATHROOM	FLOOR	A	TILE	BROWN	INTACT	0.0	
1393	COMMON	10-BATHROOM	BASE BOARD	C	VINYL	BROWN	INTACT	0.1	
1394	COMMON	10-BATHROOM	WALL	C	DRYWALL	WHITE	INTACT	0.1	
1395	COMMON	11-BATHROOM	WALL	A	BLOCK	WHITE	INTACT	1.0	
1396	COMMON	11-BATHROOM	WALL	B	BLOCK	WHITE	INTACT	1.0	
1397	COMMON	11-BATHROOM	WALL	C	BLOCK	WHITE	INTACT	1.0	
1398	COMMON	11-BATHROOM	WALL	D	BLOCK	WHITE	INTACT	1.0	
1399	COMMON	11-BATHROOM	CEILING	A	DRYWALL	WHITE	INTACT	-0.1	
1400	COMMON	11-BATHROOM	FLOOR	A	TILE	BROWN	INTACT	0.0	
1401	COMMON	11-BATHROOM	VENT	C	METAL	WHITE	INTACT	0.1	
1402	COMMON	11-BATHROOM	PARTITION	D	METAL	BROWN	INTACT	0.1	
1403	COMMON	11-BATHROOM	DOOR	B	WOOD	BROWN	INTACT	0.1	
1404	COMMON	11-BATHROOM	DOOR FRAME	B	METAL	BROWN	INTACT	-0.2	
1405	COMMON	12-NORTH HALLWAY	WALL	A	DRYWALL	WHITE	INTACT	0.1	
1406	COMMON	12-NORTH HALLWAY	WALL	B	DRYWALL	WHITE	INTACT	-0.1	
1407	COMMON	12-NORTH HALLWAY	WALL	C	DRYWALL	WHITE	INTACT	-0.1	
1408	COMMON	12-NORTH HALLWAY	WALL	D	DRYWALL	WHITE	INTACT	0.0	
1409	COMMON	12-NORTH HALLWAY	CEILING	A	DRYWALL	WHITE	INTACT	0.1	
1410	COMMON	12-NORTH HALLWAY	FLOOR	A	TILE	WHITE	INTACT	-0.1	
1411	COMMON	12-NORTH HALLWAY	STAIR TREAD	C	VINYL	BROWN	INTACT	-0.1	
1412	COMMON	12-NORTH HALLWAY	BASE BOARD	A	VINYL	BROWN	INTACT	0.0	
1413	COMMON	12-NORTH HALLWAY	STAIR RAIL	C	WOOD	BROWN	INTACT	0.0	
1414	COMMON	12-NORTH HALLWAY	STRINGER	C	METAL	BROWN	INTACT	-0.2	
1415	COMMON	13-LOBBY	WALL	A	DRYWALL	WHITE	INTACT	0.1	
1416	COMMON	13-LOBBY	WALL	B	DRYWALL	WHITE	INTACT	0.0	
1417	COMMON	13-LOBBY	WALL	C	DRYWALL	WHITE	INTACT	0.0	
1418	COMMON	13-LOBBY	WALL	D	DRYWALL	WHITE	INTACT	-0.1	

		Wilson Hi-Rise							
Address:		1300 East Wilson Avenue, St. Paul, MN							

Sample Number:	Apartment #	Room #	BLDG Component	Location	Substrate	Color	Condition	Reading	Hazard Key
1419	COMMON	13-LOBBY	CEILING	A	DRYWALL	WHITE	INTACT	-0.2	
1420	COMMON	13-LOBBY	FLOOR	A	TILE	WHITE	INTACT	0.0	
1421	COMMON	13-LOBBY	BASE BOARD	A	VINYL	BROWN	INTACT	0.0	
1422	COMMON	13-LOBBY	DOOR	A	METAL	BROWN	INTACT	-0.2	
1423	COMMON	13-LOBBY	DOOR FRAME	A	METAL	BROWN	INTACT	0.0	
1424	COMMON	13-LOBBY	PANELS	C	WOOD	BROWN	INTACT	-0.2	
1425	COMMON	14-COMMUNITY ROOM	WALL	A	DRYWALL	WHITE	INTACT	-0.1	
1426	COMMON	14-COMMUNITY ROOM	WALL	B	DRYWALL	WHITE	INTACT	0.0	
1427	COMMON	14-COMMUNITY ROOM	WALL	C	DRYWALL	WHITE	INTACT	0.0	
1428	COMMON	14-COMMUNITY ROOM	WALL	D	DRYWALL	WHITE	INTACT	-0.1	
1429	COMMON	14-COMMUNITY ROOM	CEILING	A	DRYWALL	WHITE	INTACT	0.1	
1430	COMMON	14-COMMUNITY ROOM	FLOOR	A	TILE	WHITE	INTACT	0.1	
1431	COMMON	14-COMMUNITY ROOM	BASE BOARD	A	VINYL	BROWN	INTACT	-0.1	
1432	COMMON	14-COMMUNITY ROOM	WINDOW FRAME	A	WOOD	BROWN	INTACT	0.0	
1433	COMMON	14-COMMUNITY ROOM	DOOR	B	WOOD	BROWN	INTACT	0.0	
1434	COMMON	14-COMMUNITY ROOM	DOOR FRAME	B	METAL	BROWN	INTACT	-0.1	
1435	COMMON	14-COMMUNITY ROOM	BOOKCASE	B	WOOD	BROWN	INTACT	-0.2	
1436	COMMON	15-SOUTH STAIRWELL	WALL	A	CONCRETE	WHITE	INTACT	0.1	
1437	COMMON	15-SOUTH STAIRWELL	WALL	B	CONCRETE	WHITE	INTACT	0.0	
1438	COMMON	15-SOUTH STAIRWELL	WALL	C	CONCRETE	WHITE	INTACT	0.0	
1439	COMMON	15-SOUTH STAIRWELL	WALL	D	CONCRETE	WHITE	INTACT	0.0	
1440	COMMON	15-SOUTH STAIRWELL	FLOOR	A	CONCRETE	GRAY	INTACT	-0.1	
1441	COMMON	15-SOUTH STAIRWELL	CEILING	A	METAL	BROWN	INTACT	0.0	
1442	COMMON	15-SOUTH STAIRWELL	STAIR TREAD	A	CONCRETE	GRAY	INTACT	0.0	
1443	COMMON	15-SOUTH STAIRWELL	STAIR RAIL	B	METAL	BROWN	INTACT	-0.2	
1444	COMMON	15-SOUTH STAIRWELL	STRINGER	B	METAL	BROWN	INTACT	0.1	
1445	COMMON	15-SOUTH STAIRWELL	PIPE	C	METAL	RED	INTACT	0.0	
1446	COMMON	15-SOUTH STAIRWELL	RADIATOR	A	METAL	WHITE	INTACT	0.1	
1447	COMMON	15-SOUTH STAIRWELL	DOOR	B	METAL	BEIGE	INTACT	0.1	
1448	COMMON	15-SOUTH STAIRWELL	DOOR FRAME	B	METAL	BEIGE	INTACT	-0.1	
1449	COMMON	15-SOUTH STAIRWELL	ENTRY DOOR	B	METAL	MAROON	INTACT	0.2	
1450	COMMON	16-NORTH STAIRWELL	WALL	A	CONCRETE	WHITE	INTACT	0.0	
1451	COMMON	16-NORTH STAIRWELL	WALL	B	CONCRETE	WHITE	INTACT	0.0	
1452	COMMON	16-NORTH STAIRWELL	WALL	C	CONCRETE	WHITE	INTACT	0.1	
1453	COMMON	16-NORTH STAIRWELL	WALL	D	CONCRETE	WHITE	INTACT	-0.1	
1454	COMMON	16-NORTH STAIRWELL	FLOOR	A	CONCRETE	GRAY	INTACT	0.0	
1455	COMMON	16-NORTH STAIRWELL	CEILING	A	METAL	BROWN	INTACT	0.0	
1456	COMMON	16-NORTH STAIRWELL	STAIR TREAD	A	CONCRETE	GRAY	INTACT	-0.2	
1457	COMMON	16-NORTH STAIRWELL	STAIR RAIL	B	METAL	BROWN	INTACT	-0.2	
1458	COMMON	16-NORTH STAIRWELL	STRINGER	B	METAL	BROWN	INTACT	0.1	
1459	COMMON	16-NORTH STAIRWELL	PIPE	C	METAL	RED	INTACT	-0.1	
1460	COMMON	16-NORTH STAIRWELL	RADIATOR	A	METAL	WHITE	INTACT	0.0	
1461	COMMON	16-NORTH STAIRWELL	DOOR	D	METAL	BEIGE	INTACT	0.0	
1462	COMMON	16-NORTH STAIRWELL	DOOR FRAME	D	METAL	BEIGE	INTACT	0.1	
1463	COMMON	16-NORTH STAIRWELL	ENTRY DOOR	C	METAL	MAROON	INTACT	0.2	
1464	COMMON	EXTERIOR	DOOR	A	METAL	BROWN	INTACT	0.1	
1465	COMMON	EXTERIOR	DOOR FRAME	A	METAL	BROWN	INTACT	-0.1	
1466	COMMON	EXTERIOR	GRATE	C	METAL	BLACK	INTACT	0.1	
1467	COMMON	EXTERIOR	PATIO RAILING	C	METAL	BLACK	FAIR	1.5	
1468	COMMON	EXTERIOR	LOUVER	B	METAL	WHITE	INTACT	0.1	
1469	COMMON	EXTERIOR	DOOR	B	METAL	BROWN	INTACT	-0.1	
1470	COMMON	EXTERIOR	DOOR FRAME	B	METAL	BROWN	INTACT	-0.2	

A lead-dust hazard is surface dust exceeding the levels shown below on one or more of the following components:

- Floors: 40µg/Square Foot
- Window Sills: 250µg/Square Foot
- Window Trough: 400 µg/Square Foot

A soil-lead hazard is bare soil with a lead content exceeding the following:

- 100 parts per million in bare soil

Analytical Report
Analysis of Wipe for Lead Determination

TESTED FOR: PSI, Inc
2401 Pilot Knob Road
Mendota Heights, MN 551201121
Attn: Michael Tjaden

Project ID: 0673226-1
St. Paul PHA
Wilson High Rise
1300 East Wilson Avenue
St. Paul, MN

Date Received: 10/7/2010 **Date Analyzed:** 10/11/2010 **Date of Issue:** 10/11/2010

Analyst: KP **Work Order:** 1010236 **Page:** 1 of 2


Lab Sample #	Client Sample #	Area (ft ²)	Lead (µg)	Lead (µg/ft ²)	Reporting Limit (µg/ft ²)
001A	1300 C-1	1.833		< 11	11
002A	1300 C-2	1		< 20	20
003A	1300 C-3	1.833		< 11	11
004A	1300 C-4	1		< 20	20
005A	1300 C-5	1.833		< 11	11
006A	1300 C-6	1		< 20	20
007A	1300 C-7	1.833		< 11	11
008A	1300 C-8	1		< 20	20
009A	1300 C-9	1.833		< 11	11
010A	1300 C-10	1		< 20	20
011A	1300 C-11	1.833		< 11	11
012A	1300 C-12	1		< 20	20
013A	1300 C-13	1.833		< 11	11
014A	1300 C-14	1		< 20	20
015A	1300 C-15	1.833		< 11	11
016A	1300 C-16	1		< 20	20
017A	1300 C-17	1.467		< 14	14
018A	1300 C-18	1		< 20	20
019A	1300 C-19	1		< 20	20

Analytical Method: PSI WI-503-815 modified from EPA SW846 7420, 3rd Edition, Nov. 1986

Analysis was performed by flame AA using a PE AAnalyst 400.

Reporting limit = 20µg Pb/Area sampled (ft²)

Respectfully submitted,
PSI, Inc.



AIHA Lab ID #100373; NYELAP Lab ID #10930; CA Lab ID #2377.

Unless otherwise noted, all samples were acceptable upon receipt.

Sample results are not corrected for blanks.

All quality control sample results are within the acceptance range, unless noted.

All results are based on 2 significant figures. Results relate only to items tested.

Client submitted data is the determining factor in the accuracy of calculated results.

The attached Chain of Custody is incorporated into and becomes a part of the final report.

This report may not be reproduced, except in full, without written approval of PSI, Inc.

Approved Signatory
Maureen Sammons

Analytical Report
Analysis of Wipe for Lead Determination

TESTED FOR: PSI, Inc
 2401 Pilot Knob Road
 Mendota Heights, MN 551201121
 Attn: Michael Tjaden

Project ID: 0673226-1
 St. Paul PHA
 Wilson High Rise
 1300 East Wilson Avenue
 St. Paul, MN

Date Received: 10/7/2010 **Date Analyzed:** 10/11/2010 **Date of Issue:** 10/11/2010

Analyst: KP **Work Order:** 1010236 **Page:** 2 of 2

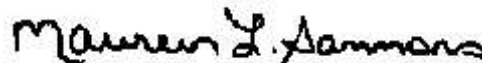
Lab Sample #	Client Sample #	Area (ft ²)	Lead (µg)	Lead (µg/ft ²)	Reporting Limit (µg/ft ²)
020A	1300 C-20	0.81		< 25	25
021A	1300 C-21	0.81		< 25	25

Analytical Method: PSI WI-503-815 modified from EPA SW846 7420, 3rd Edition, Nov. 1986

Analysis was performed by flame AA using a PE AAnalyst 400.

Reporting limit = 20µg Pb/Area sampled (ft²)

Respectfully submitted,
 PSI, Inc.



AIHA Lab ID #100373; NYELAP Lab ID #10930; CA Lab ID #2377.

Unless otherwise noted, all samples were acceptable upon receipt.

Sample results are not corrected for blanks.

All quality control sample results are within the acceptance range, unless noted.

All results are based on 2 significant figures. Results relate only to items tested.

Client submitted data is the determining factor in the accuracy of calculated results.

The attached Chain of Custody is incorporated into and becomes a part of the final report.

This report may not be reproduced, except in full, without written approval of PSI, Inc.

Approved Signatory
 Maureen Sammons

Analytical Report
Analysis of Wipe for Lead Determination

TESTED FOR: PSI, Inc
 2401 Pilot Knob Road
 Mendota Heights, MN 551201121
 Attn: Michael Tjaden

Project ID: 0673226-1
 St. Paul PHA
 Wilson High Rise
 1300 East Wilson Avenue
 St. Paul, MN

Date Received: 10/7/2010 **Date Analyzed:** 10/11/2010 **Date of Issue:** 10/11/2010

Analyst: LM **Work Order:** 1010235 **Page:** 1 of 4

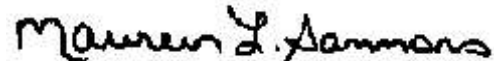
Lab Sample #	Client Sample #	Area (ft ²)	Lead (µg)	Lead (µg/ft ²)	Reporting Limit (µg/ft ²)
001A	1300-1	1.833		< 11	11
002A	1300-2	1		< 20	20
003A	1300-3	1		< 20	20
004A	1300-4	1.833		< 11	11
005A	1300-5	1		< 20	20
006A	1300-6	1		< 20	20
007A	1300-7	1.833		< 11	11
008A	1300-8	1		< 20	20
009A	1300-9	1		< 20	20
010A	1300-10	1.833		< 11	11
011A	1300-11	1		< 20	20
012A	1300-12	1		< 20	20
013A	1300-13	1.467		< 14	14
014A	1300-14	1		< 20	20
015A	1300-15	1		< 20	20
016A	1300-16	1.833		< 11	11
017A	1300-17	1		< 20	20
018A	1300-18	1		< 20	20
019A	1300-19	1.833		< 11	11

Analytical Method: PSI WI-503-815 modified from EPA SW846 7420, 3rd Edition, Nov. 1986

Analysis was performed by flame AA using a PE AAnalyst 400.

Reporting limit = 20µg Pb/Area sampled (ft²)

Respectfully submitted,
 PSI, Inc.



AIHA Lab ID #100373; NYELAP Lab ID #10930; CA Lab ID #2377.

Unless otherwise noted, all samples were acceptable upon receipt.

Sample results are not corrected for blanks.

All quality control sample results are within the acceptance range, unless noted.

All results are based on 2 significant figures. Results relate only to items tested.

Client submitted data is the determining factor in the accuracy of calculated results.

The attached Chain of Custody is incorporated into and becomes a part of the final report.

This report may not be reproduced, except in full, without written approval of PSI, Inc.

Approved Signatory
 Maureen Sammons

Analytical Report
Analysis of Wipe for Lead Determination

TESTED FOR: PSI, Inc
2401 Pilot Knob Road
Mendota Heights, MN 551201121
Attn: Michael Tjaden

Project ID: 0673226-1
St. Paul PHA
Wilson High Rise
1300 East Wilson Avenue
St. Paul, MN

Date Received: 10/7/2010 **Date Analyzed:** 10/11/2010 **Date of Issue:** 10/11/2010

Analyst: LM **Work Order:** 1010235 **Page:** 2 of 4

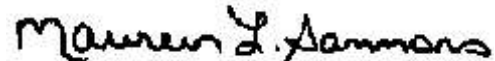
Lab Sample #	Client Sample #	Area (ft ²)	Lead (µg)	Lead (µg/ft ²)	Reporting Limit (µg/ft ²)
020A	1300-20	1		< 20	20
021A	1300-21	1		< 20	20
022A	1300-22	1.833		< 11	11
023A	1300-23	1		< 20	20
024A	1300-24	1		< 20	20
025A	1300-25	1.833		< 11	11
026A	1300-26	1		< 20	20
027A	1300-27	1		< 20	20
028A	1300-28	1.833		< 11	11
029A	1300-29	1		< 20	20
030A	1300-30	1		< 20	20
031A	1300-31	1.467		< 14	14
032A	1300-32	1		< 20	20
033A	1300-33	1		< 20	20
034A	1300-34	1.833		< 11	11
035A	1300-35	1		< 20	20
036A	1300-36	1		< 20	20
037A	1300-37	1.833		< 11	11
038A	1300-38	1		< 20	20

Analytical Method: PSI WI-503-815 modified from EPA SW846 7420, 3rd Edition, Nov. 1986

Analysis was performed by flame AA using a PE AAnalyst 400.

Reporting limit = 20µg Pb/Area sampled (ft²)

Respectfully submitted,
PSI, Inc.



AIHA Lab ID #100373; NYELAP Lab ID #10930; CA Lab ID #2377.

Unless otherwise noted, all samples were acceptable upon receipt.

Sample results are not corrected for blanks.

All quality control sample results are within the acceptance range, unless noted.

All results are based on 2 significant figures. Results relate only to items tested.

Client submitted data is the determining factor in the accuracy of calculated results.

The attached Chain of Custody is incorporated into and becomes a part of the final report.

This report may not be reproduced, except in full, without written approval of PSI, Inc.

Approved Signatory
Maureen Sammons

Analytical Report
Analysis of Wipe for Lead Determination

TESTED FOR: PSI, Inc
 2401 Pilot Knob Road
 Mendota Heights, MN 551201121
 Attn: Michael Tjaden

Project ID: 0673226-1
 St. Paul PHA
 Wilson High Rise
 1300 East Wilson Avenue
 St. Paul, MN

Date Received: 10/7/2010 **Date Analyzed:** 10/11/2010 **Date of Issue:** 10/11/2010

Analyst: LM **Work Order:** 1010235 **Page:** 3 of 4

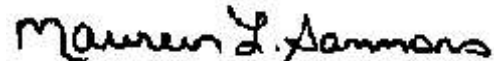
Lab Sample #	Client Sample #	Area (ft ²)	Lead (µg)	Lead (µg/ft ²)	Reporting Limit (µg/ft ²)
039A	1300-39	1		< 20	20
040A	1300-40	1.833		< 11	11
041A	1300-41	1		< 20	20
042A	1300-42	1		< 20	20
043A	1300-43	1		< 20	20
044A	1300-44	1.833		< 11	11
045A	1300-45	1		< 20	20
046A	1300-46	1		< 20	20
047A	1300-47	1.833		< 11	11
048A	1300-48	1		< 20	20
049A	1300-49	1		< 20	20
050A	1300-50	1.833		< 11	11
051A	1300-51	1		< 20	20
052A	1300-52	1		< 20	20
053A	1300-53	1.833		< 11	11
054A	1300-54	1		< 20	20
055A	1300-55	1		< 20	20
056A	1300-56	1.833		< 11	11
057A	1300-57	1		< 20	20

Analytical Method: PSI WI-503-815 modified from EPA SW846 7420, 3rd Edition, Nov. 1986

Analysis was performed by flame AA using a PE AAnalyst 400.

Reporting limit = 20µg Pb/Area sampled (ft²)

Respectfully submitted,
 PSI, Inc.



AIHA Lab ID #100373; NYELAP Lab ID #10930; CA Lab ID #2377.

Unless otherwise noted, all samples were acceptable upon receipt.

Sample results are not corrected for blanks.

All quality control sample results are within the acceptance range, unless noted.

All results are based on 2 significant figures. Results relate only to items tested.

Client submitted data is the determining factor in the accuracy of calculated results.

The attached Chain of Custody is incorporated into and becomes a part of the final report.

This report may not be reproduced, except in full, without written approval of PSI, Inc.

Approved Signatory
 Maureen Sammons

Analytical Report
Analysis of Wipe for Lead Determination

TESTED FOR: PSI, Inc
 2401 Pilot Knob Road
 Mendota Heights, MN 551201121
 Attn: Michael Tjaden

Project ID: 0673226-1
 St. Paul PHA
 Wilson High Rise
 1300 East Wilson Avenue
 St. Paul, MN

Date Received: 10/7/2010 **Date Analyzed:** 10/11/2010 **Date of Issue:** 10/11/2010

Analyst: LM **Work Order:** 1010235 **Page:** 4 of 4

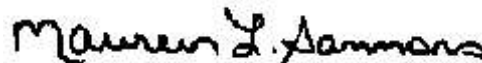
Lab Sample #	Client Sample #	Area (ft ²)	Lead (µg)	Lead (µg/ft ²)	Reporting Limit (µg/ft ²)
058A	1300-58	1		< 20	20
059A	1300-59	1.833		< 11	11
060A	1300-60	1		< 20	20
061A	1300-61	1		< 20	20
062A	1300-62	1		< 20	20

Analytical Method: PSI WI-503-815 modified from EPA SW846 7420, 3rd Edition, Nov. 1986

Analysis was performed by flame AA using a PE AAnalyst 400.

Reporting limit = 20µg Pb/Area sampled (ft²)

Respectfully submitted,
 PSI, Inc.



AIHA Lab ID #100373; NYELAP Lab ID #10930; CA Lab ID #2377.

Unless otherwise noted, all samples were acceptable upon receipt.

Sample results are not corrected for blanks.

All quality control sample results are within the acceptance range, unless noted.

All results are based on 2 significant figures. Results relate only to items tested.

Client submitted data is the determining factor in the accuracy of calculated results.

The attached Chain of Custody is incorporated into and becomes a part of the final report.

This report may not be reproduced, except in full, without written approval of PSI, Inc.

Approved Signatory
 Maureen Sammons

Analytical Report
Analysis of Soil for Lead Determination

TESTED FOR: PSI, Inc
2401 Pilot Knob Road
Mendota Heights, MN 551201121
Attn: Michael Tjaden

Project ID: 0673226
St. Paul PHA
High Rise
Risk Assessments

Date Received: 11/3/2010 Date Analyzed: 11/9/2010 Date of Issue: 11/9/2010

Analyst: KP Work Order: 1011127 Page: 1 of 1

Lab Sample #	Client Sample #	Lead (mg/kg)	Reporting Limit (mg/kg)
001A	1300-S-1	43	20
002A	1743-S-1	21	20
003A	1000-S-1	39	20
004A	727-S-1	< 20	20
005A	777-S-1	< 20	20
006A	825-S-1	34	20
007A	545-S-1	< 20	20

Analytical Method: PSI WI-503-815 modified from EPA SW846 7420, 3rd Edition, Nov. 1986

Analysis was performed by flame AA using a PE AAnalyst 400.

Reporting limit = 20µg Pb per representative subsample.

Results are based on a representative subsample of the total sample submitted by the client.

AIHA Lab ID #100373; NYELAP Lab ID #10930; CA Lab ID #2377.

Unless otherwise noted, all samples were acceptable upon receipt.

Sample results are not corrected for blanks.

All quality control sample results are within the acceptance range, unless noted.

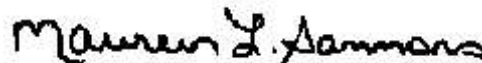
All results are based on 2 significant figures. Results relate only to items tested.

Client submitted data is the determining factor in the accuracy of calculated results.

The attached Chain of Custody is incorporated into and becomes a part of the final report.

This report may not be reproduced, except in full, without written approval of PSI, Inc.

Respectfully submitted,
PSI, Inc.



Approved Signatory
Maureen Sammons

7940 7652 6906

LABORATORY SUBMITTED TO:

850 Poplar Street
Pittsburgh, PA 15220
412/922-4000

OTHER

CHAIN OF CUSTODY RECORD

101127

PROJECT NAME PFA Hi-Rise Risk Assessments	REPORT TO PSI	INVOICE TO JOB
PROJECT NUMBER 0673226	PROJECT MANAGER Mike Tjaden	ADDRESS
P.O. NUMBER	ADDRESS 2401 Pilot Knob Rd #138	CITY / STATE / ZIP
REQUIRED DUE DATE (MM-DD-YY)	CITY / STATE / ZIP Pittsburgh, PA 15220	ATTENTION Mike Tjaden
SAMPLES TO LAB VIA Fed Ex	TELEPHONE 412-661-8148	TELEPHONE
NUMBER OF COOLERS/PACKAGES 7	FAX	

RELINQUISHED BY [Signature]	ACCEPTED BY M. Conzley	SEAL NUMBER
DATE / TIME 11/3/10	DATE / TIME 11:14 AM	

LABORATORY USE ONLY	LABORATORY USE ONLY
FIELD SERVICES Y/N \$	FIELD SERVICES Y/N \$
SHIPPING Y/N \$	SHIPPING Y/N \$

SAMPLE CUSTODIAN	DATE / TIME	LABORATORY USE ONLY				LABORATORY USE ONLY	LABORATORY USE ONLY	PARAMETER LIST
		AIR-A BULK-B DUST-D NOISE-N PAINT-P	SOIL-S VACUUM-V WASTE-W WIPE-WP	LAB USE ONLY	LAB NUMBER			
	11/2		S				Soil (composite) Wilson	
1300-5-1							Iron	
1743-5-1							Edgerton	
1000-5-1							Foot	
722-2-1							Handline	
222-5-1							Seal	
825-5-1							Washer	
545-5-1								

ADDITIONAL REMARKS

SAMPLER'S SIGNATURE
[Signature]

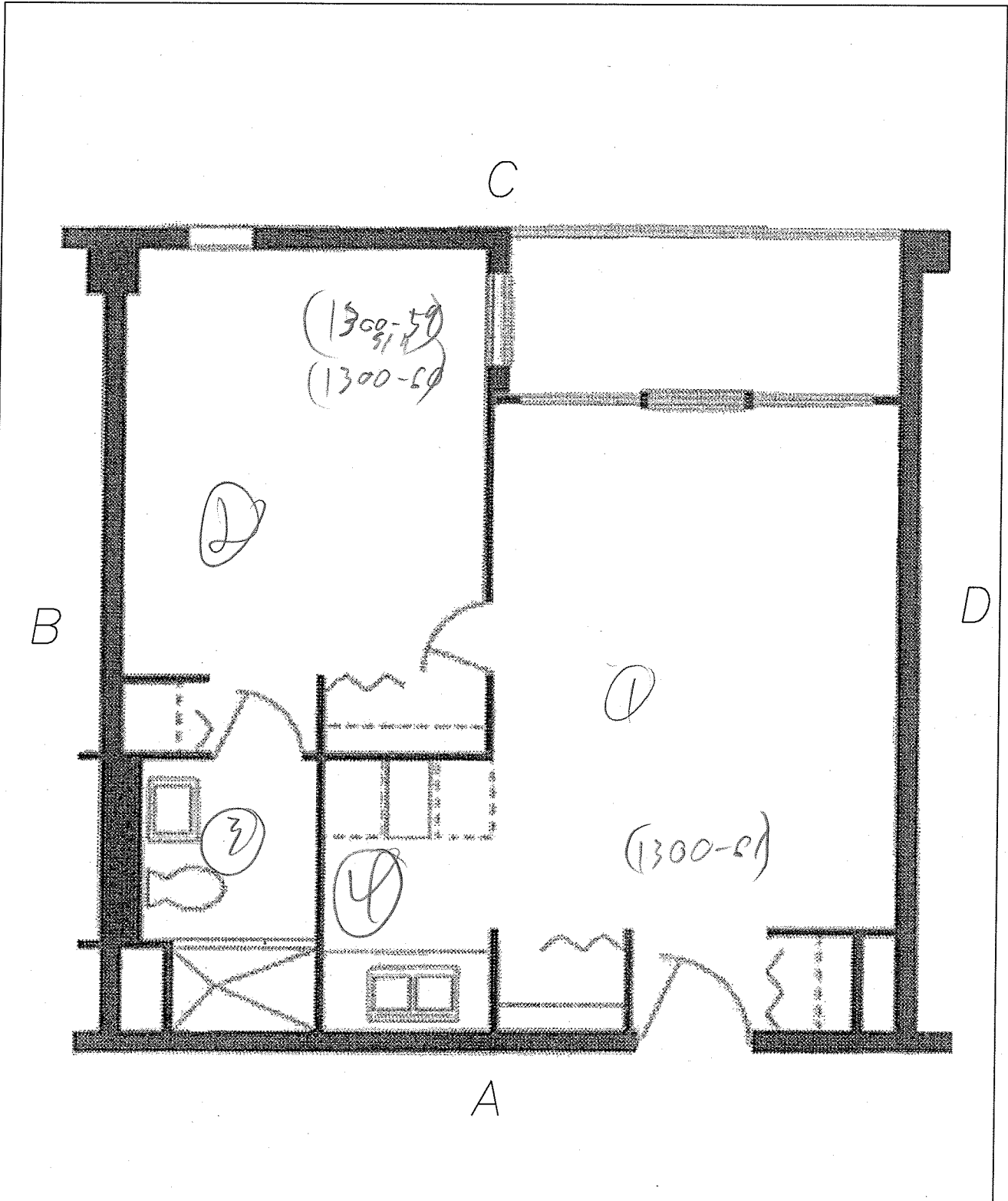
HAZARD IDENTIFICATION KEY AND RECOMMENDATIONS **A-3**


These hazards must be corrected in order to ensure the safety of your children and prevent any further exposure. All identified lead hazards with the cause and methods of treatment are described in the following tables:

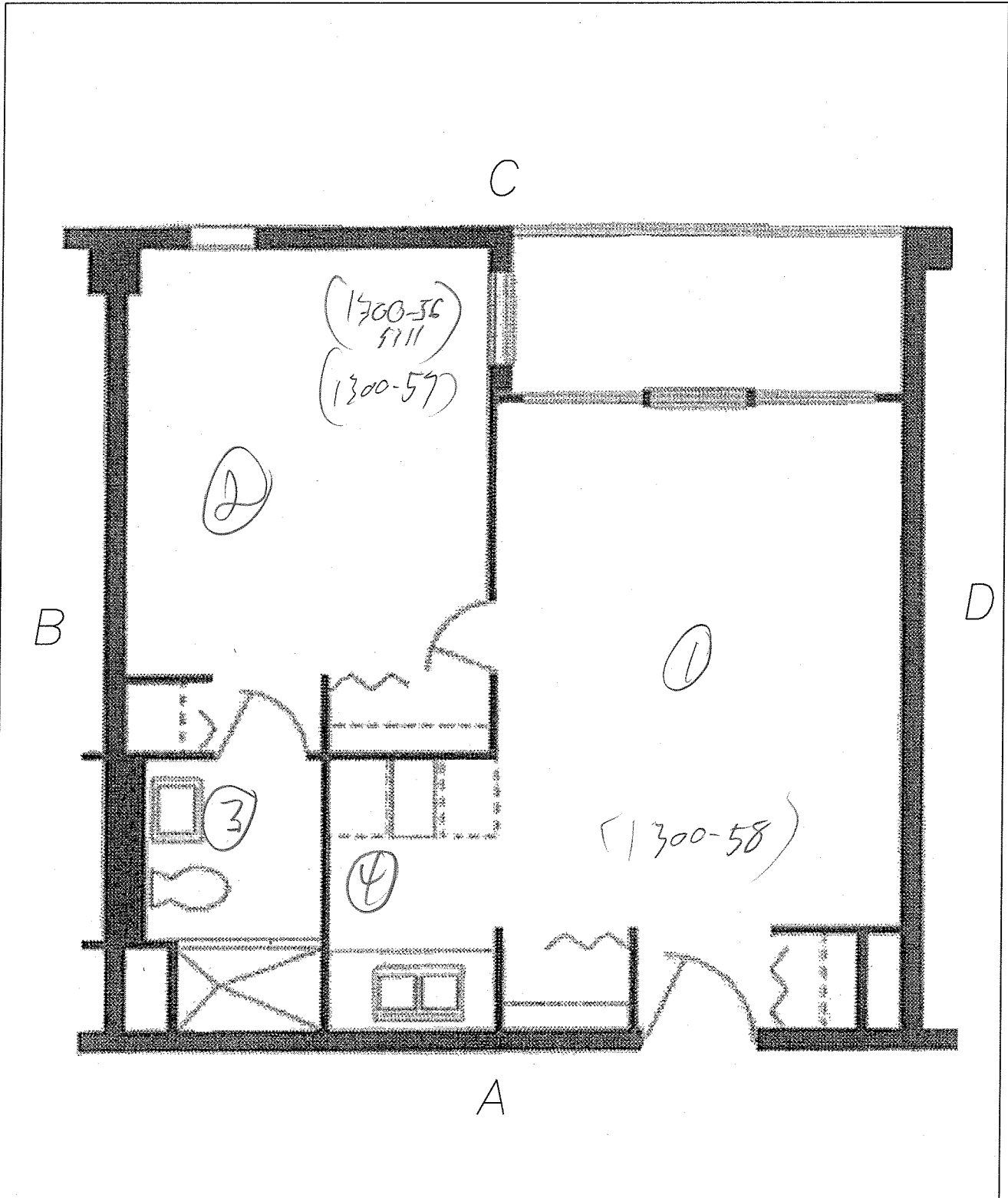
HAZ #	HAZARD KEY	Component	Recommendations (What to Do to Reduce or Eliminate The Hazard)
1	PAINT HAZARD	Window, movable parts and/or troughs Jamb, Wells, Sash	<p>Do this now: Windows should remain closed until this hazard is eliminated. If windows must be opened, restrict children from touching window parts. HEPA-vacuum area.</p> <p>(Good): HEPA- vacuum loose particles visible in the trough portion of the window and clean sills and floor beneath the window using cleaning instructions in Section E. Repeat this treatment each time the windows are opened and/or closed.</p> <p>(Better): Remove sashes and stops, plane all friction-affected edges. When jambs and/or parting beads are a hazard, wet-sand to remove loose paint and repaint or encapsulate. When troughs are a hazard, wet-sand to remove loose paint, repaint, encapsulate or cover with metal or plastic. Install jamb liners or sash kit. Replace stops.</p> <p>Permanent (Best): Replace windows.</p> <p>Note: All windows in a room may not have been tested. If a window is not specifically addressed and appears to have a similar painting history, it should receive the same treatment as other tested windows in that room.</p>
2	PAINT HAZARD	Window Stops, Casing, Trim, Frame	<p>Do this now: Windows should remain closed until this hazard is eliminated. If windows must be opened, restrict children from touching window parts. HEPA-vacuum adjacent areas.</p> <p>(Good): Regularly clean adjacent sill using cleaning instructions in Section E. Repeat this treatment each time the windows are opened and/or closed.</p> <p>(Better): Remove inside stops and sashes, wet-sand or plane sash edges where they meet with stops and edge of sill. Re-paint, encapsulate or replace stops. Finish by cleaning adjacent sill using cleaning instructions in Section E.</p> <p>Permanent (Best): Replace windows.</p>
3	PAINT HAZARD	Window sill Apron	<p>Do this now: Cover outer edge of sill with duct or masking tape and restrict child access. HEPA-vacuum surface and adjacent areas.</p> <p>(Good): Scrape and repaint.</p> <p>(Better): Scrape and encapsulate. Line outer edge with plastic.</p> <p>Permanent (Best): Remove and replace.</p>
4	PAINT HAZARD	Stairway <input type="checkbox"/> Treads <input type="checkbox"/> Risers <input type="checkbox"/> Stringer <input type="checkbox"/> Skirt board <input type="checkbox"/> Rail	<p>Do this now: Clean exposed surfaces and beneath stairs if applicable using cleaning instructions in Section E. HEPA-vacuum surface and adjacent areas.</p> <p>(Good): Treads/Risers: Paint and install vinyl stair runner. /// Stringers/Baseboards/Rails: Paint.</p> <p>(Better): Treads/Risers: Encapsulate and install vinyl stair runner. /// Stringers/Baseboards/Rails: Encapsulate.</p> <p>Permanent (Best): Remove and replace.</p>
5	PAINT HAZARD	Wood Trim: Chair-rail	<p>Do this now: Clean exposed surfaces and adjacent areas using cleaning instructions in Section E. HEPA-vacuum surface and adjacent areas.</p> <p>(Good): Remove loose paint and repaint and adjust or remove the impacting object.</p> <p>(Better): When the source is deterioration, remove loose paint and encapsulate the damaged area. When the source is impact, repair the damage and cover the affected surface with plastic, vinyl or similar material at the point of impact. Adjust or remove the impacting object.</p> <p>Permanent (Best): Remove and replace the damaged component</p>
6	PAINT HAZARD	Wood Trim: Baseboards, chair rails, miscellaneous trim	<p>Do this now: Clean exposed surfaces and adjacent areas using cleaning instructions in Section E. HEPA-vacuum surface and adjacent areas.</p> <p>(Good): Remove loose paint and repaint and adjust or remove the impacting object.</p> <p>(Better): When the source is deterioration, remove loose paint and encapsulate the damaged area. When the source is impact, repair the damage and cover the affected surface with plastic, vinyl or similar material at the point of impact. Adjust or remove the impacting object.</p> <p>Permanent (Best): Remove and replace the damaged component.</p>
7	PAINT HAZARD	Door casing Trim	<p>Do this now: Clean exposed surfaces and adjacent areas using cleaning instructions in Section E. HEPA-vacuum surface and adjacent areas.</p> <p>(Good): Remove loose paint and repaint and adjust or remove the impacting object.</p> <p>(Better): When the source is deterioration, remove loose paint and encapsulate the damaged area. When the source is impact, repair the damage and cover the affected surface with plastic, vinyl or similar material at the point of impact. Adjust or remove the impacting object.</p> <p>Permanent (Best): Remove and replace the damaged component.</p>
8	PAINT HAZARD	Door Frame Jamb	<p>Do this now: Clean exposed surfaces and adjacent areas using cleaning instructions in Section E. HEPA-vacuum carpet or wet-mop bare floor.</p> <p>(Good): Plane leading edge of door, scrape and repaint jamb.</p> <p>(Better): Plane leading edge of door, scrape and encapsulate jamb.</p> <p>Permanent (Best): Replace door assembly.</p>
9	PAINT HAZARD	Door	<p>Do this now: Clean exposed surfaces and adjacent areas using cleaning instructions in Section E.</p> <p>(Good): Plane leading edge of door, eliminating all friction points. Install felt liner on stops. Scrape and repaint door. Re-hang door with new hardware if needed to eliminate further friction and/or impact problems.</p> <p>(Better): Plane leading edge of door, eliminating all friction points. Install felt liner on stops. Scrape and encapsulate door. Re-hang door with new hardware if needed to eliminate further friction and/or impact problems.</p> <p>Permanent (Best): Remove and replace door.</p>


HAZ #	HAZARD KEY	Component	Recommendations (What to Do to Reduce or Eliminate The Hazard)
10	PAINT HAZARD	Door stop	Do this now: Clean adjacent areas using cleaning instructions in Section C and HEPA-vacuum carpet or wet-mop bare floor. Reclean floor after any of the following treatments. (Good): Apply felt or foam liner to impact surface of stop (Better): Paint or encapsulate stop and apply felt or foam liner Permanent (Best): Remove and replace stop
11	PAINT HAZARD	Door threshold	Do this now: Cover threshold with duct tape until further treatment can be completed. Clean adjacent areas using cleaning instructions in Section E and HEPA-vacuum carpet or wet-mop bare floor. Reclean floor after any of the following treatments. (Good): Remove loose paint, repaint and cover with vinyl or sheet metal. Plane lower edge of door. (Better): Remove loose paint, encapsulate & cover with vinyl or sheet metal. Plane door lower edge. Permanent (Best): Remove and replace.
12	PAINT HAZARD	Floor	Do this now: Limit access if possible. Place temporary covering or runners over high traffic areas. Wet mop until and after any of the following treatments are completed. (Good): Remove and repair damaged areas and install non-skid runners over high traffic areas (Better): Remove loose paint, encapsulate and install carpet Permanent (Best): Remove loose paint, encapsulate and install permanent non-permeable floor
13	PAINT HAZARD	Plaster or Wallboard	Do this now: Prevent further disturbance and restrict children from access or instruct to avoid. Wet mop until and after any of the following treatments are completed. (Good): If deterioration is limited to a small area, repair damage and repaint wall. If deterioration is over a large area, do not attempt to repair. Use certified workers to complete the work. (Better): Use certified workers to repair and encapsulate Permanent (Best): Enclose wall with drywall, tape and finish with joint compound
14	PAINT HAZARD	Storage components Cabinets	Do this now: If component is used for food, cooking or eating utensils, linen or clothing, remove and clean these items and store in a non-contaminated area until one of the following treatments are completed. Wet-clean any adjacent floors, counters and other surfaces until and after any of the following treatments are completed. (Good): Repair, repaint and line all surfaces with vinyl, plastic or similar covering. Adjust doors, hinges and other hardware to further eliminate friction or impact. (Better): Repair, encapsulate and line all surfaces with vinyl, plastic or similar covering. Permanent (Best): Remove and replace
15	PAINT HAZARD	Storage components Shelving	Do this now: If component is used for food, cooking or eating utensils, linen or clothing, remove and clean these items and store in a non-contaminated area until one of the following treatments are completed. Wet-clean any adjacent floors, counters and other surfaces until and after any of the following treatments are completed. (Good): Repair, repaint and line all surfaces with vinyl, plastic or similar covering. Adjust doors, hinges and other hardware to further eliminate friction or impact. (Better): Repair, encapsulate and line all surfaces with vinyl, plastic or similar covering. Permanent (Best): Remove and replace
16	PAINT HAZARD	Radiator, Bath Tub and Sink	Do this now: Restrict children from contact. Clean adjacent areas using cleaning instructions in Section E and HEPA-vacuum carpet or wet-mop bare floor. Reclean floor after any of the following treatments. (Good): Scrape and re-paint. Wet surfaces frequently during scraping. (Better): Encapsulate or strip all painted surfaces. Permanent (Best): Remove and replace.
17	PAINT HAZARD	Siding and Trim:	Do this now: If accessible, restrict children from contact (Good): Repair with patch or filler, then re-paint (Better): Scrape and encapsulate all exposed wood surfaces. Permanent (Best): Remove and replace component
18	PAINT HAZARD	Structural component	Do this now: If accessible, restrict children from contact. (Good): Repair with patch or filler, then re-paint. (Better): Repair with patch or filler, then encapsulate. Permanent (Best): Remove and replace component.
19	PAINT HAZARD	Porch Ceiling	Do this now: Instruct children from playing on porch until hazard is treated. (Good): Scrape and re-paint. Wet surfaces frequently during scraping. (Better): Scrape and encapsulate all exposed wood surfaces. Permanent (Best): Install vinyl siding underlayment if house is being sided, or, install ½ inch from board, OSB or other rigid, permanent barrier. Caulk at all edges and unions.
20	SOIL HAZARD	Play or other areas	Do this now: If swings, sand boxes or other children's objects are present, relocate all to another area of the yard. Instruct children not to dig or play in the contaminated area. (Good): Rototill lead containing soil and cover with sod. (Better): Rototill lead containing soil and seed. Permanent (Best): Remove soil to a depth of six inches, replace with clean, uncontaminated fill and seed, sod or install plantings.
21	SOIL HAZARD	House perimeter	Do this now: Instruct children not to dig or play in the contaminated area. (Good): Rototill lead containing soil, cover with organic mulch and install plantings. (Better): Rototill lead containing soil, compact and install landscaping cloth and stone or gravel. Permanent (Best): Remove soil to a depth of six inches, replace with clean, uncontaminated fill or gravel/stone.

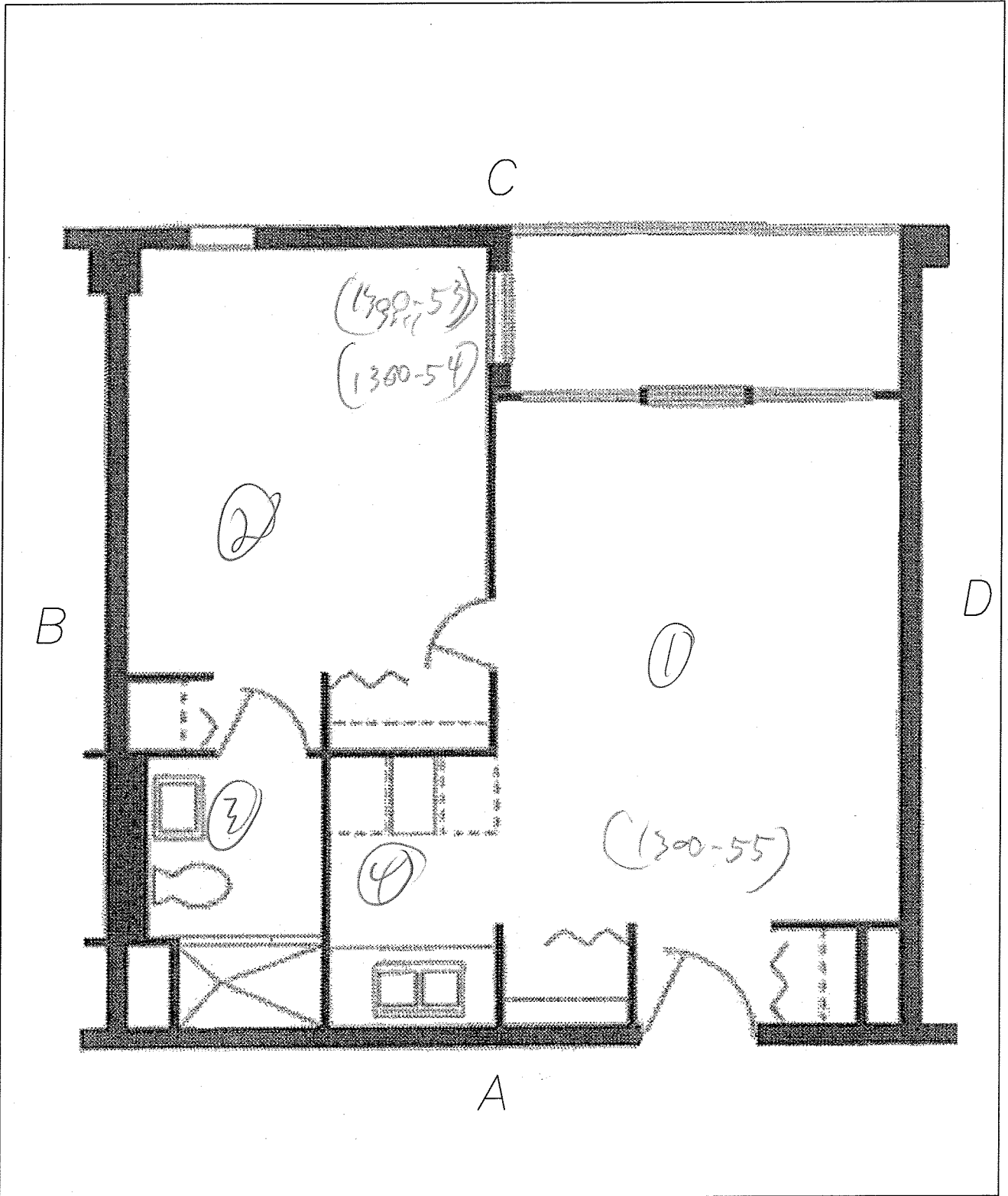
HAZ #	HAZARD KEY	Component	Recommendations (What to Do to Reduce or Eliminate The Hazard)
22	DUST HAZARD	Floors or Window Sills	<p>Important Note: Dust sampling is not performed on all floors and window sills during a risk assessment. For this reason it is important to clean all floors and horizontal surfaces such as window sills, ledges and counter tops regularly.</p> <p>Do this now: Clean all floors, window sills and horizontal surfaces using the cleaning instructions included in Section E. Encourage frequent hand washing.</p> <p>Good: Continue regular cleaning. Windows should remain closed until this hazard is eliminated. If windows must be opened, restrict children from touching window parts. HEPA- vacuum loose particles visible in the trough portion of the window and clean sills and floor beneath each day using cleaning instructions in Section E. Continue to encourage frequent hand washing.</p> <p>Best: This hazard will not be permanently corrected by cleaning until corrections are made to the windows which are creating the hazard.</p>
23	HOBBY HAZARD		<p>Do this now: Restrict children from access to hobby tools and equipment.</p> <p>(Good): Perform a thorough cleaning of all horizontal surfaces around the hobby area using cleaning guidelines included in Section E of this report.</p> <p>(Better): Install permanent drywall enclosure with operable door and security lock around hobby area.</p> <p>Permanent (Best): Move this activity to an exterior secured shed. Note: this hazard will not be permanently corrected and exposures are still possible if accessed by a child.</p>
24	PAINT HAZARD	Wood Wainscoting	<p>Do this now: Restrict children from access to the surface.</p> <p>(Good): Repaint.</p> <p>(Better): Encapsulate the surface.</p> <p>Permanent (Best): Move any existing moldings, chair-rails or other protruding components and enclose with drywall.</p>
25	PAINT HAZARD	Free Standing Component	<p>Do this now: Restrict children from further access.</p> <p>(Good): If component is to be retained, place outside in grassy area on disposable plastic and scrape/repaint.</p> <p>(Better): Scrape/Paint as described above and move to an area inaccessible to a child.</p> <p>Permanent (Best): Dispose of the component.</p>
26	PAINT HAZARD	Exterior window sashes and frames	<p>Do this now: Windows should remain closed until this hazard is eliminated. If windows must be opened, restrict children from touching window parts. HEPA-vacuum adjacent areas.</p> <p>(Good): Regularly clean adjacent sill using cleaning instructions in Section E. Repeat this treatment each time the windows are opened and/or closed.</p> <p>(Better): Remove inside stops and sashes, wet-sand or plane exterior sash edges where they meet with parting bead. Wet-sand parting beads and repaint or encapsulate. Re-paint, encapsulate or replace stops. Finish by cleaning adjacent sill using cleaning instructions in Section E.</p> <p>Permanent (Best): Replace windows.</p>




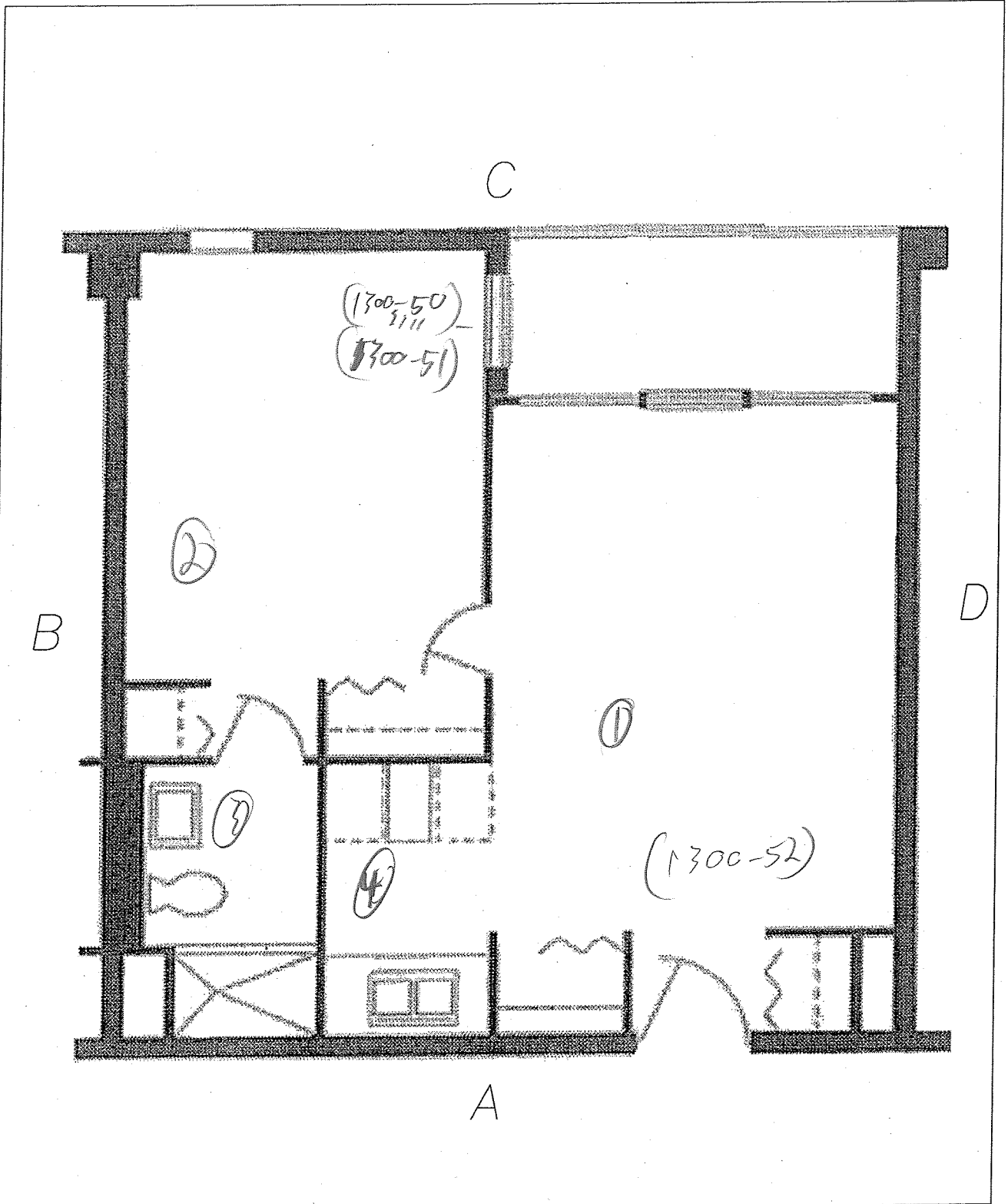
 Information To Build On Engineering • Consulting • Testing <i>Environmental Services</i> 2401 Pilot Knob Road, #138, Mendota Heights, MN 55120 PHONE: (651) 646-8148 FAX: (651) 646-8258	PHA Hi-Rise Risk Assessment	Unit: <u>411</u>
	Wilson Hi-Rise 1300 Wilson Avenue East St. Paul, Minnesota 55106	Date: 10-04-10 File Name: Unit Layout B Project Number: 0673226




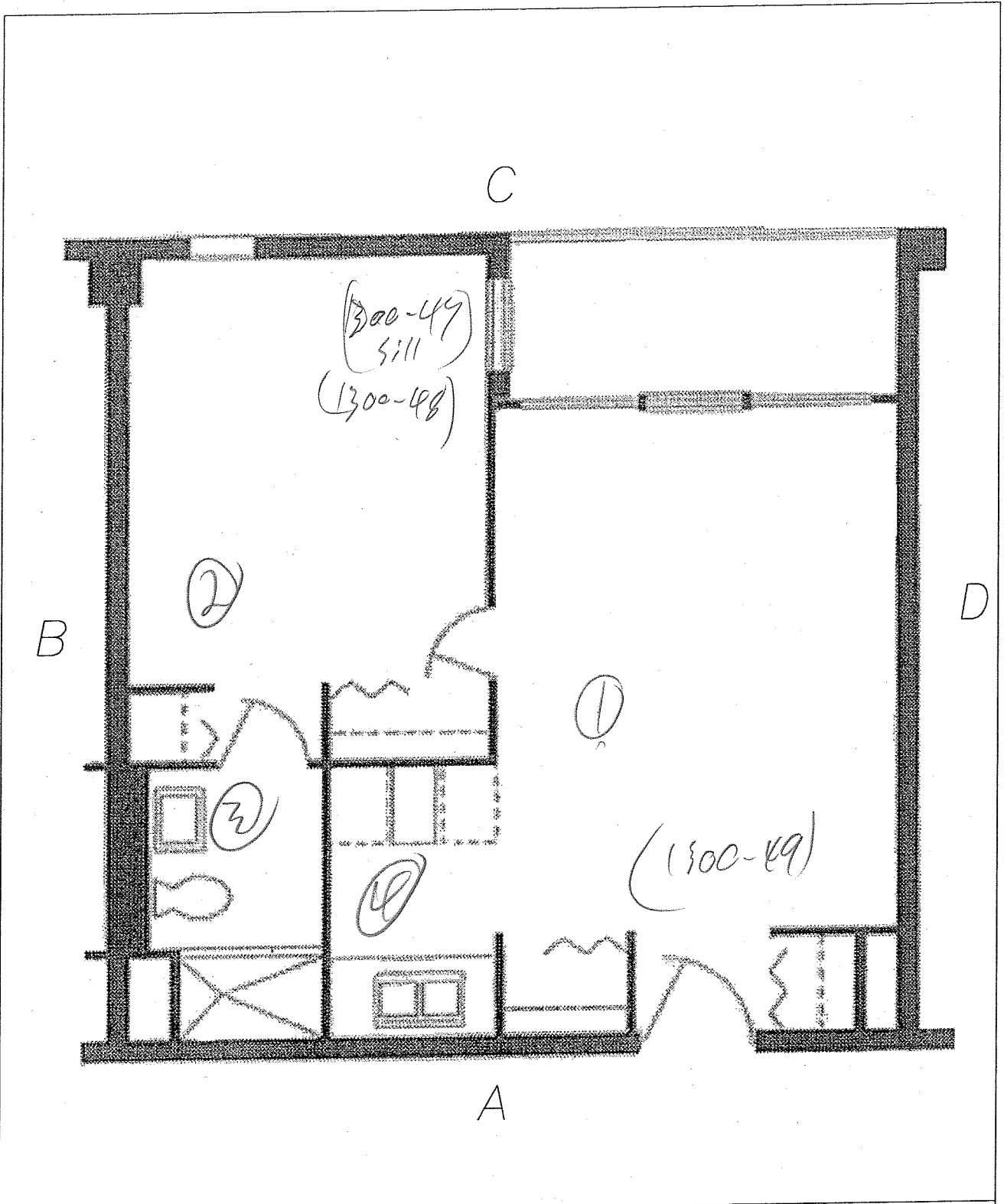
 Information To Build On Engineering • Consulting • Testing <i>Environmental Services</i> 2401 Pilot Knob Road, #138, Mendota Heights, MN 55120 PHONE: (651) 646-8148 FAX: (651) 646-8258	PHA Hi-Rise Risk Assessment		Unit: 205
	Wilson Hi-Rise 1300 Wilson Avenue East St. Paul, Minnesota 55106		Date: 10-04-10
			File Name: Unit Layout B
			Project Number: 0673226




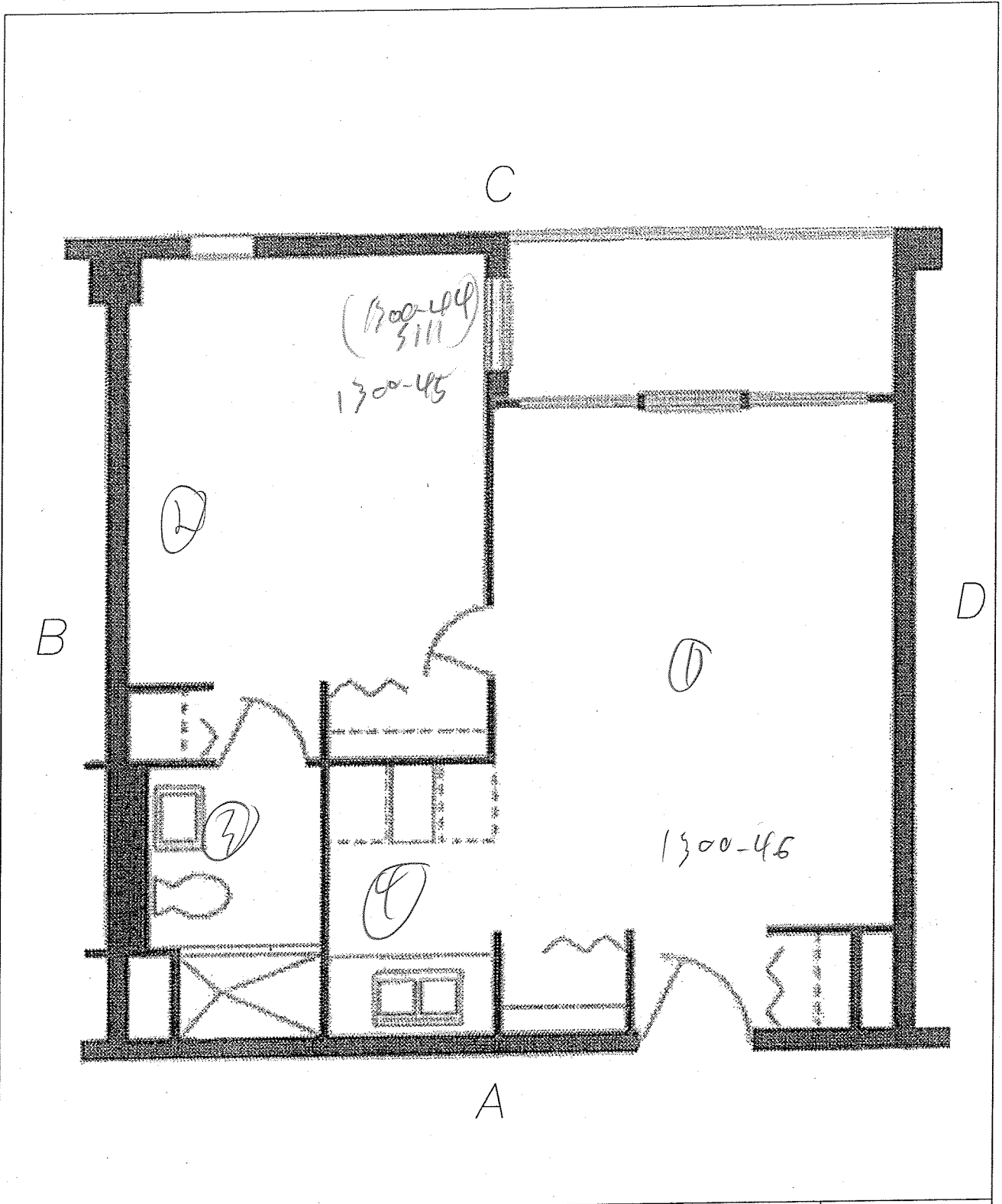
 Information To Build On Engineering • Consulting • Testing <i>Environmental Services</i> 2401 Pilot Knob Road, #138, Mendota Heights, MN 55120 PHONE: (651) 646-8148 FAX: (651) 646-8258	PHA Hi-Rise Risk Assessment	Unit: 410
	Wilson Hi-Rise 1300 Wilson Avenue East St. Paul, Minnesota 55106	Date: 10-04-10
		File Name: Unit Layout B
		Project Number: 0673226



 Information To Build On Engineering • Consulting • Testing <u>Environmental Services</u> 2401 Pilot Knob Road, #138, Mendota Heights, MN 55120 PHONE: (651) 646-8148 FAX: (651) 646-8258	PHA Hi-Rise Risk Assessment	Unit: <u>605</u>
	Wilson Hi-Rise 1300 Wilson Avenue East St. Paul, Minnesota 55106	Date: 10-04-10 File Name: Unit Layout B Project Number: 0673226



 Information To Build On Engineering • Consulting • Testing <i>Environmental Services</i> 2401 Pilot Knob Road, #138, Mendota Heights, MN 55120 PHONE: (651) 646-8148 FAX: (651) 646-8258	PHA Hi-Rise Risk Assessment		Unit: 702
	Wilson Hi-Rise 1300 Wilson Avenue East St. Paul, Minnesota 55106		Date: 10-04-10
			File Name: Unit Layout B
			Project Number: 0673226



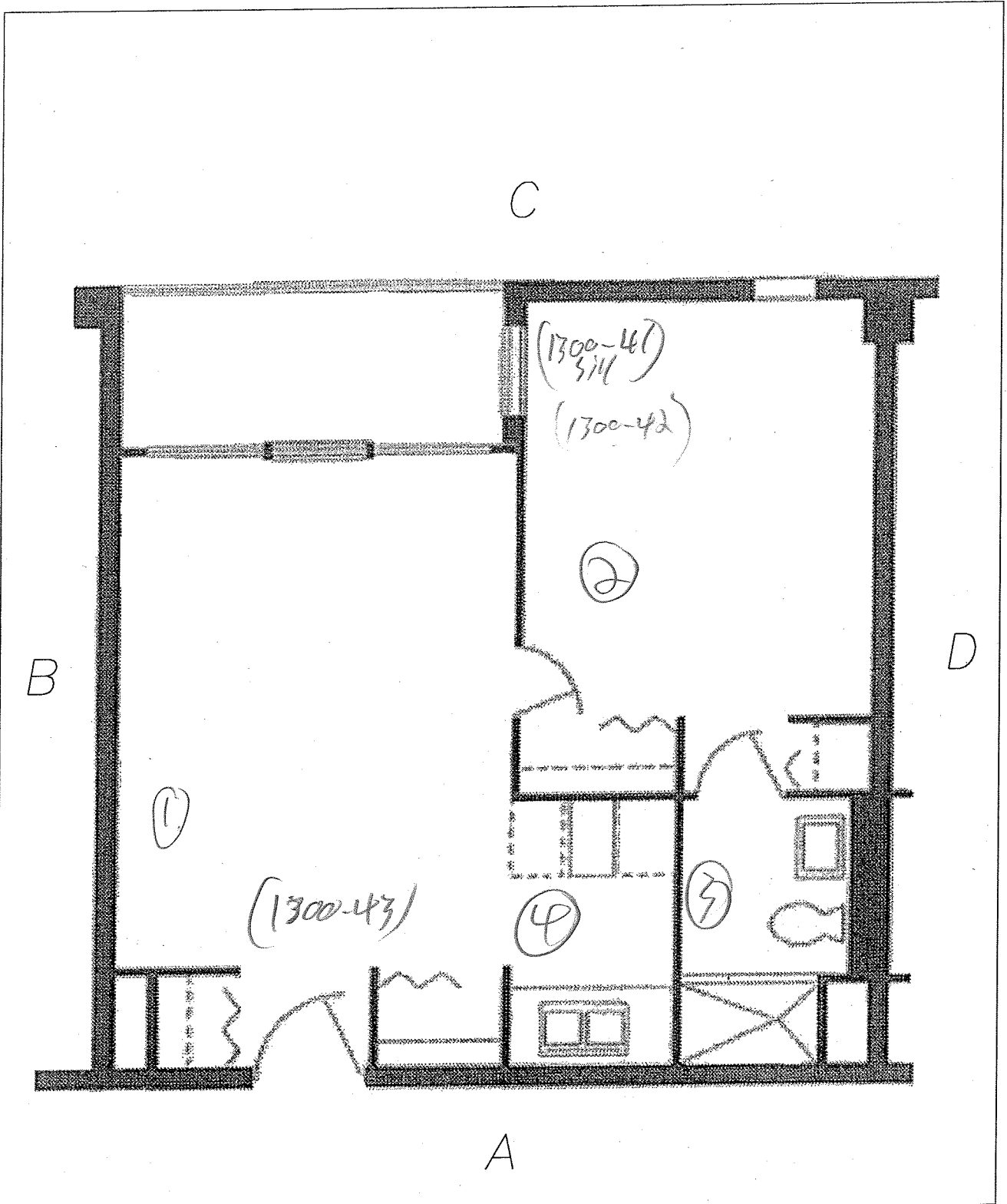
psi Information
To Build On
 Engineering • Consulting • Testing
 Environmental Services


2401 Pilot Knob Road, #138, Mendota Heights, MN 55120
 PHONE: (651) 646-8148 FAX: (651) 646-8258

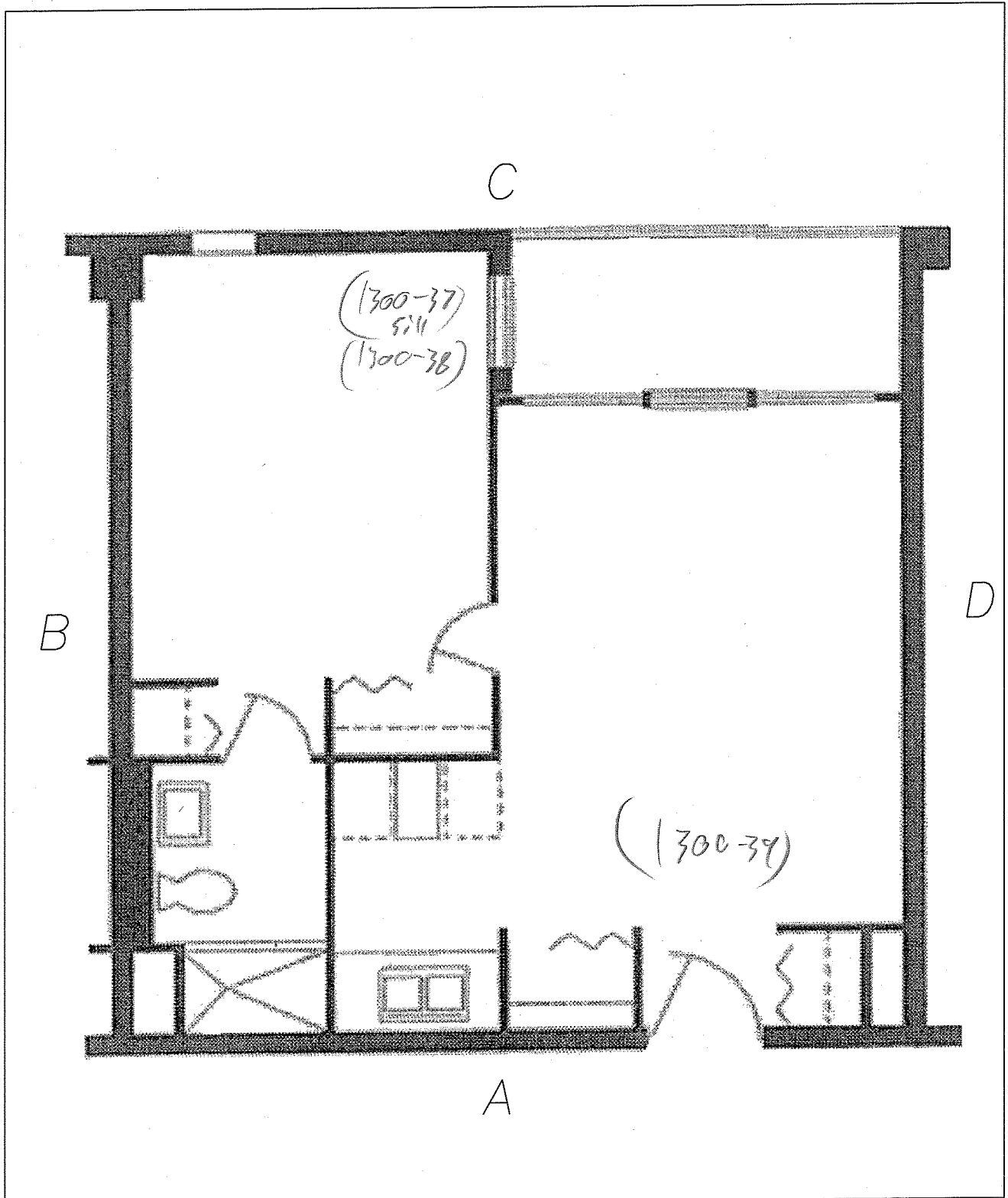
PHA Hi-Rise Risk Assessment

Wilson Hi-Rise
 1300 Wilson Avenue East
 St. Paul, Minnesota 55106

Unit:	709
Date:	10-04-10
File Name:	Unit Layout B
Project Number:	0673226



 Information To Build On Engineering • Consulting • Testing <u>Environmental Services</u> 2401 Pilot Knob Road, #138, Mendota Heights, MN 55120 PHONE: (651) 646-8148 FAX: (651) 646-8258	PHA Hi-Rise Risk Assessment		Unit: <u>200</u>
	Wilson Hi-Rise 1300 Wilson Avenue East St. Paul, Minnesota 55106		Date: 10-04-10
			File Name: Unit Layout A
			Project Number: 0673226



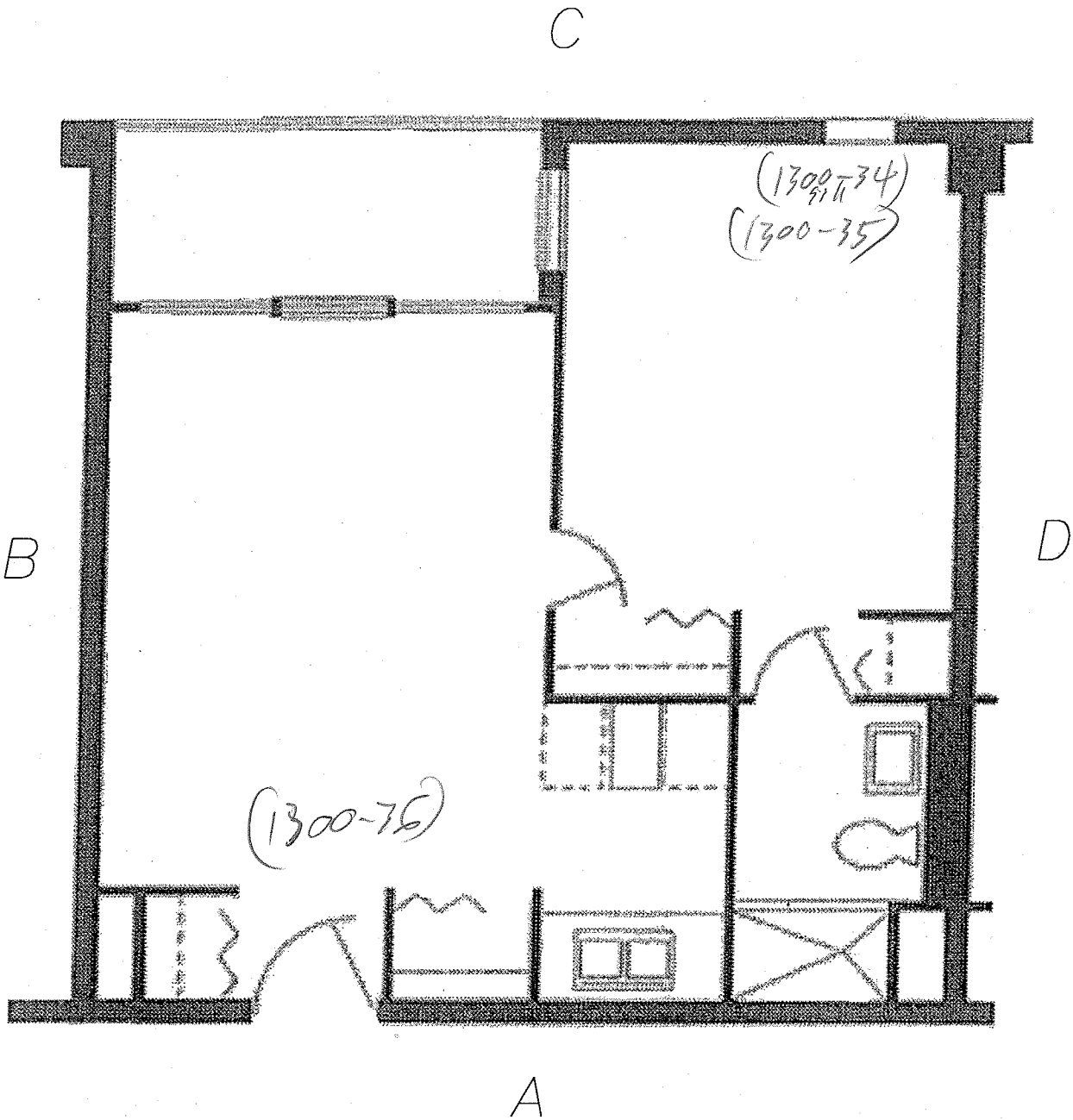
psi Information
To Build On
 Engineering • Consulting • Testing
 Environmental Services


2401 Pilot Knob Road, #138, Mendota Heights, MN 55120
 PHONE: (651) 646-8148 FAX: (651) 646-8258

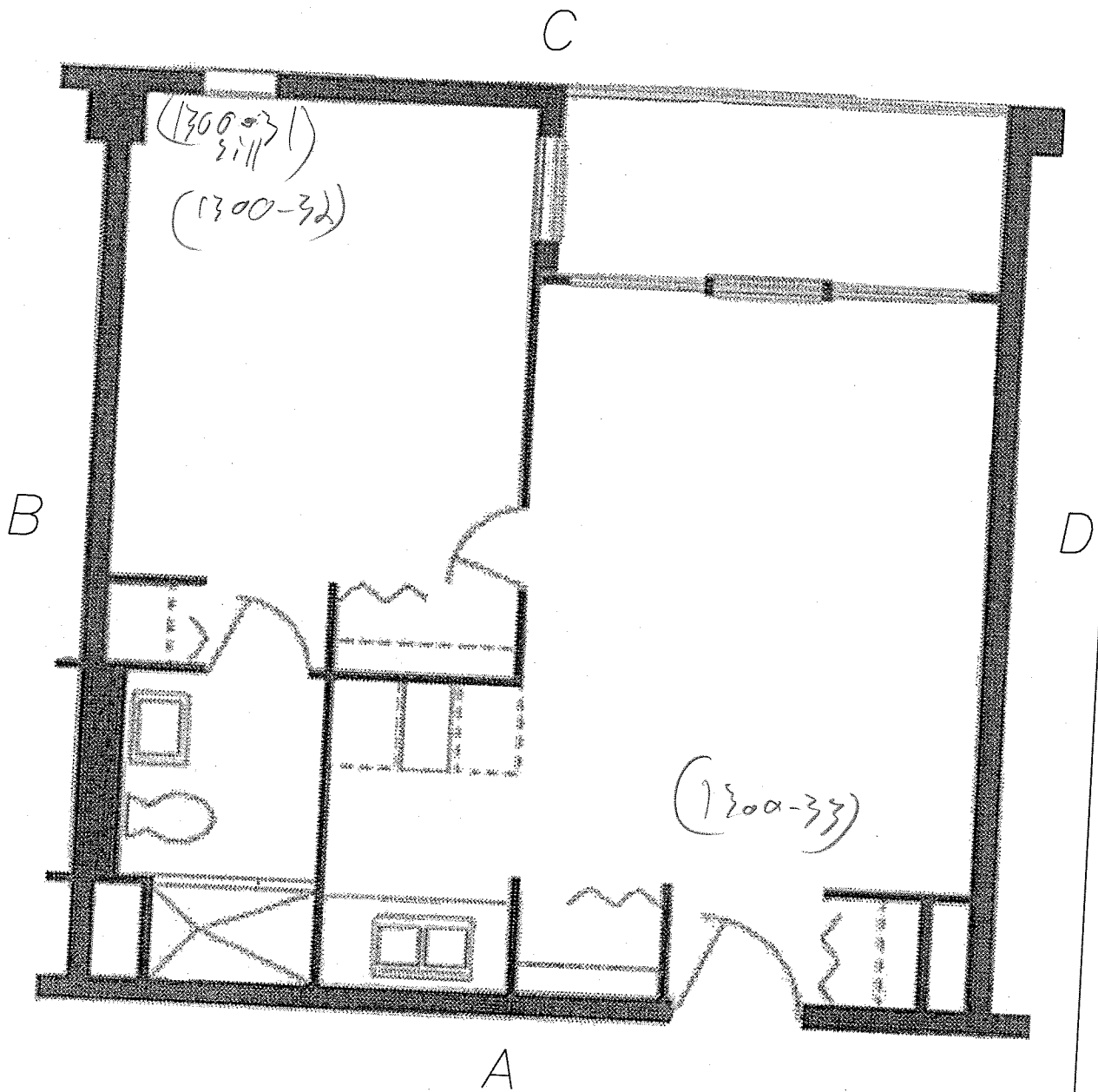
PHA Hi-Rise Risk Assessment

Wilson Hi-Rise
 1300 Wilson Avenue East
 St. Paul, Minnesota 55106

Unit:	913
Date:	10-04-10
File Name:	Unit Layout B
Project Number:	0673226



 Information To Build On Engineering • Consulting • Testing <u>Environmental Services</u> 2401 Pilot Knob Road, #138, Mendota Heights, MN 55120 PHONE: (651) 646-8148 FAX: (651) 646-8258	PHA Hi-Rise Risk Assessment	Unit: <u>0910</u>
	Wilson Hi-Rise 1300 Wilson Avenue East St. Paul, Minnesota 55106	Date: 10-04-10 File Name: Unit Layout A Project Number: 0673226



psi Information
 To Build On
 Engineering • Consulting • Testing

Environmental Services

2401 Pilot Knob Road, #138, Mendota Heights, MN 55120
 PHONE: (651) 646-8148 FAX: (651) 646-8258

PHA Hi-Rise Risk Assessment

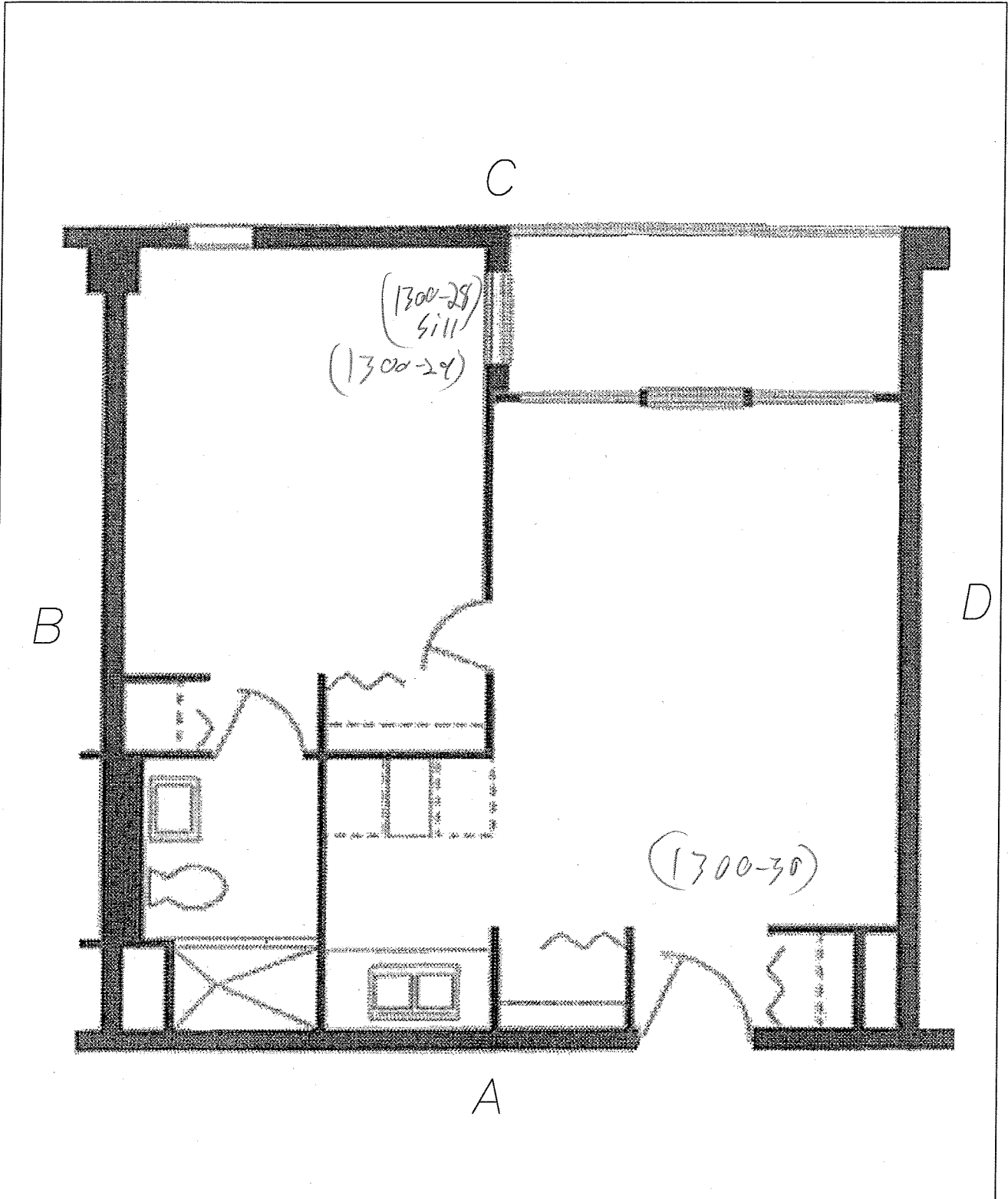
Wilson Hi-Rise
 1300 Wilson Avenue East
 St. Paul, Minnesota 55106


Unit: 1008

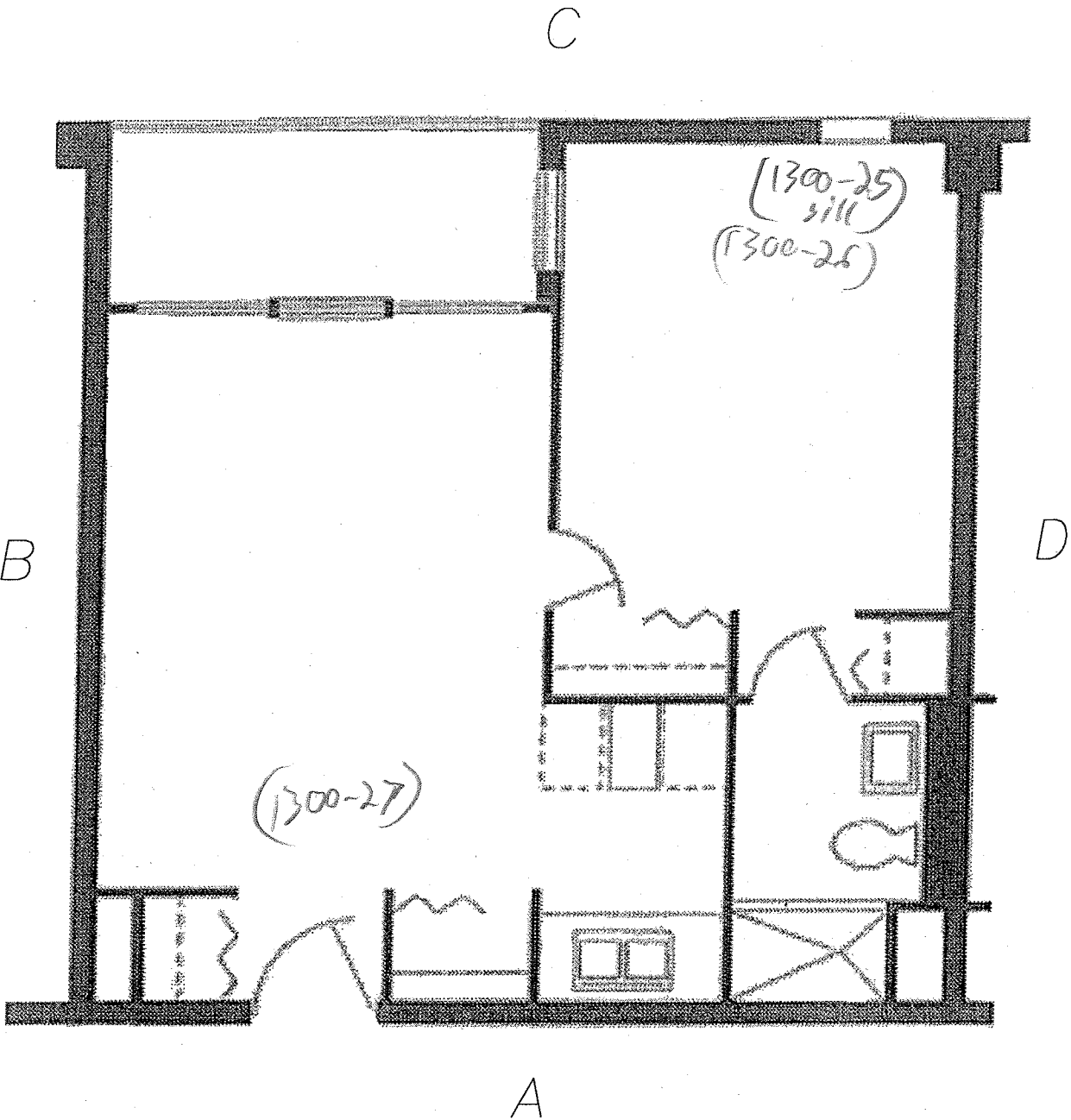
Date: 10-04-10


File Name: Unit Layout B

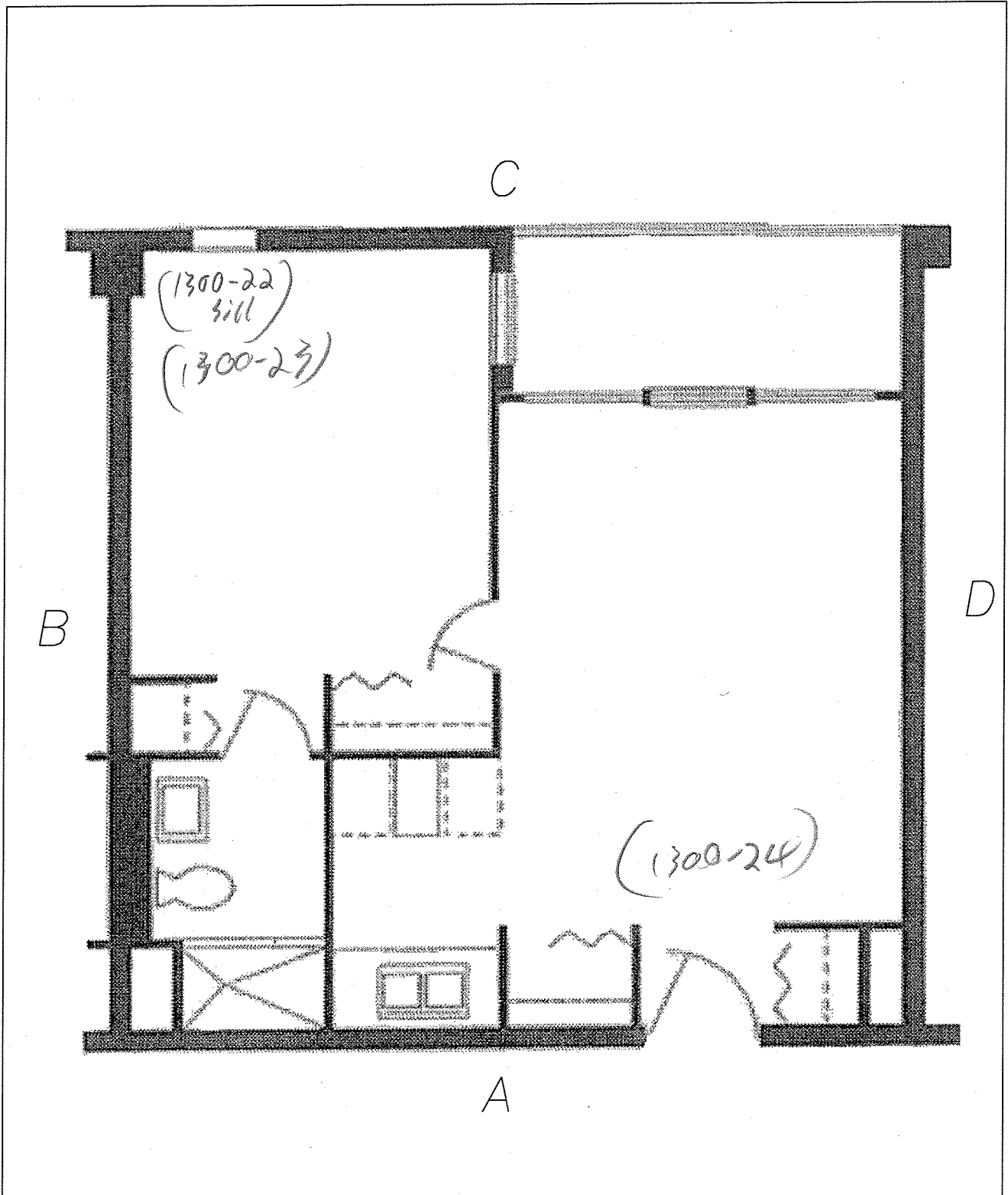
Project Number: 0673226




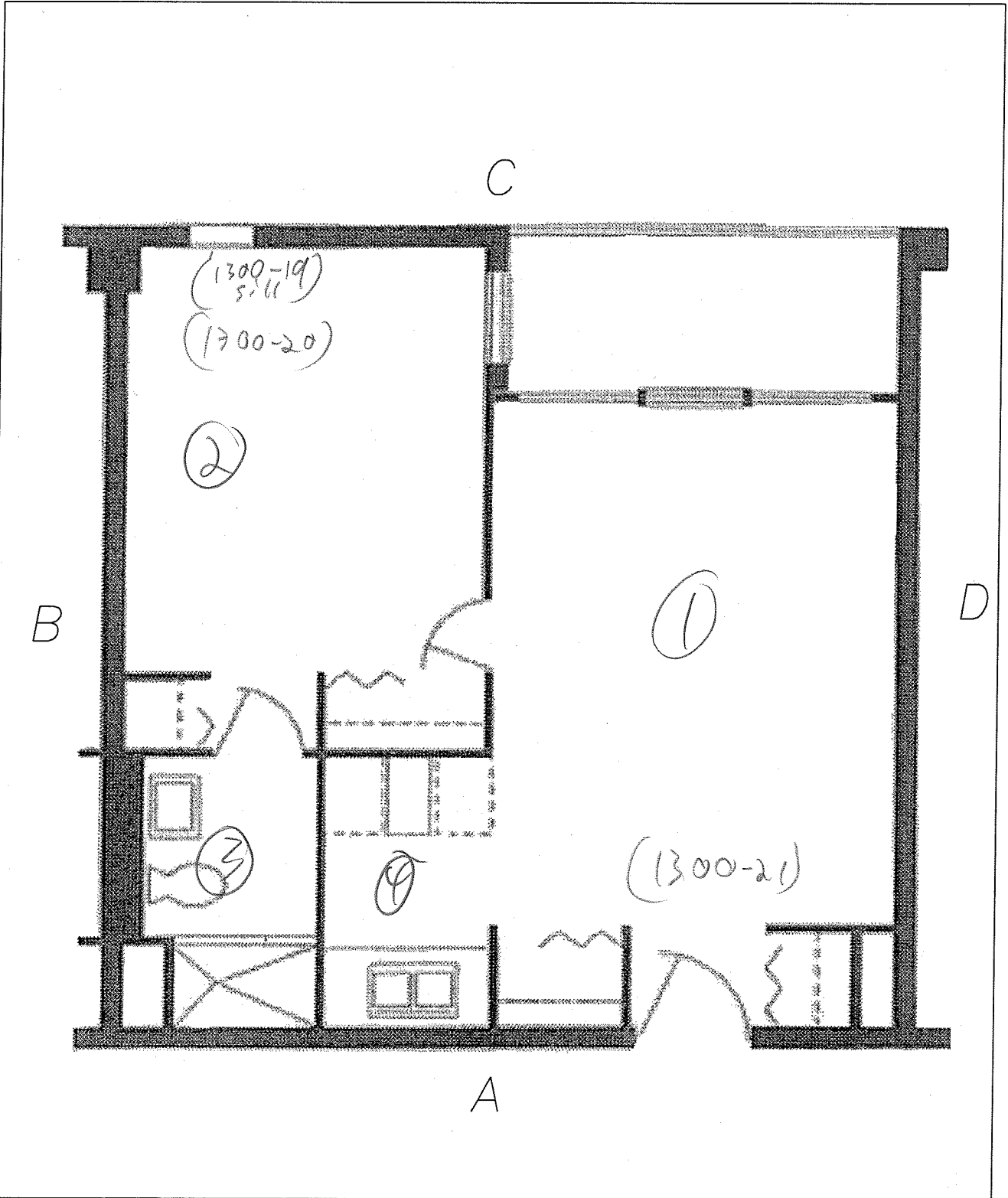
 Information To Build On Engineering • Consulting • Testing <u>Environmental Services</u> 2401 Pilot Knob Road, #138, Mendota Heights, MN 55120 PHONE: (651) 646-8148 FAX: (651) 646-8258	PHA Hi-Rise Risk Assessment		Unit: <u>1101</u>
			Date: 10-04-10
	Wilson Hi-Rise 1300 Wilson Avenue East St. Paul, Minnesota 55106		File Name: Unit Layout B
			Project Number: 0673226




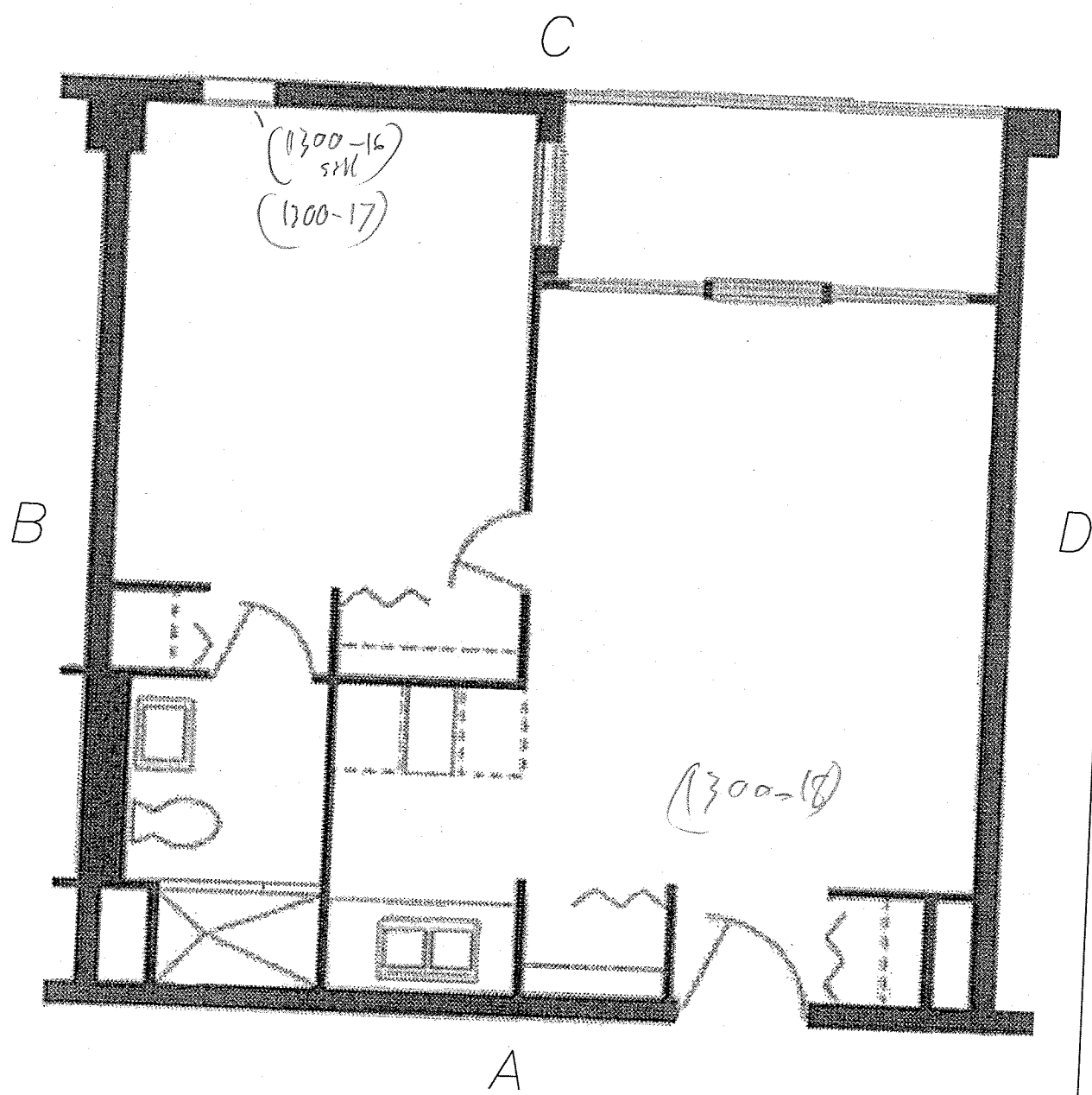
 Information To Build On Engineering • Consulting • Testing <u>Environmental Services</u> 2401 Pilot Knob Road, #138, Mendota Heights, MN 55120 PHONE: (651) 646-8148 FAX: (651) 646-8258	PHA Hi-Rise Risk Assessment	Unit: 1103
	Wilson Hi-Rise 1300 Wilson Avenue East St. Paul, Minnesota 55106	Date: 10-04-10 File Name: Unit Layout A Project Number: 0673226



 Information To Build On Engineering • Consulting • Testing <i>Environmental Services</i> 2401 Pilot Knob Road, #138, Mendota Heights, MN 55120 PHONE: (651) 646-8148 FAX: (651) 646-8258	PHA Hi-Rise Risk Assessment		Unit: 1110
	Wilson Hi-Rise 1300 Wilson Avenue East St. Paul, Minnesota 55106		Date: 10-04-10
			File Name: Unit Layout B
			Project Number: 0673226



 Information To Build On Engineering • Consulting • Testing <i>Environmental Services</i> 2401 Pilot Knob Road, #138, Mendota Heights, MN 55120 PHONE: (651) 646-8148 FAX: (651) 646-8258	PHA Hi-Rise Risk Assessment	Unit: 1300
	Wilson Hi-Rise 1300 Wilson Avenue East St. Paul, Minnesota 55106	Date: 10-04-10
	Project Number: 0673226	File Name: Unit Layout B

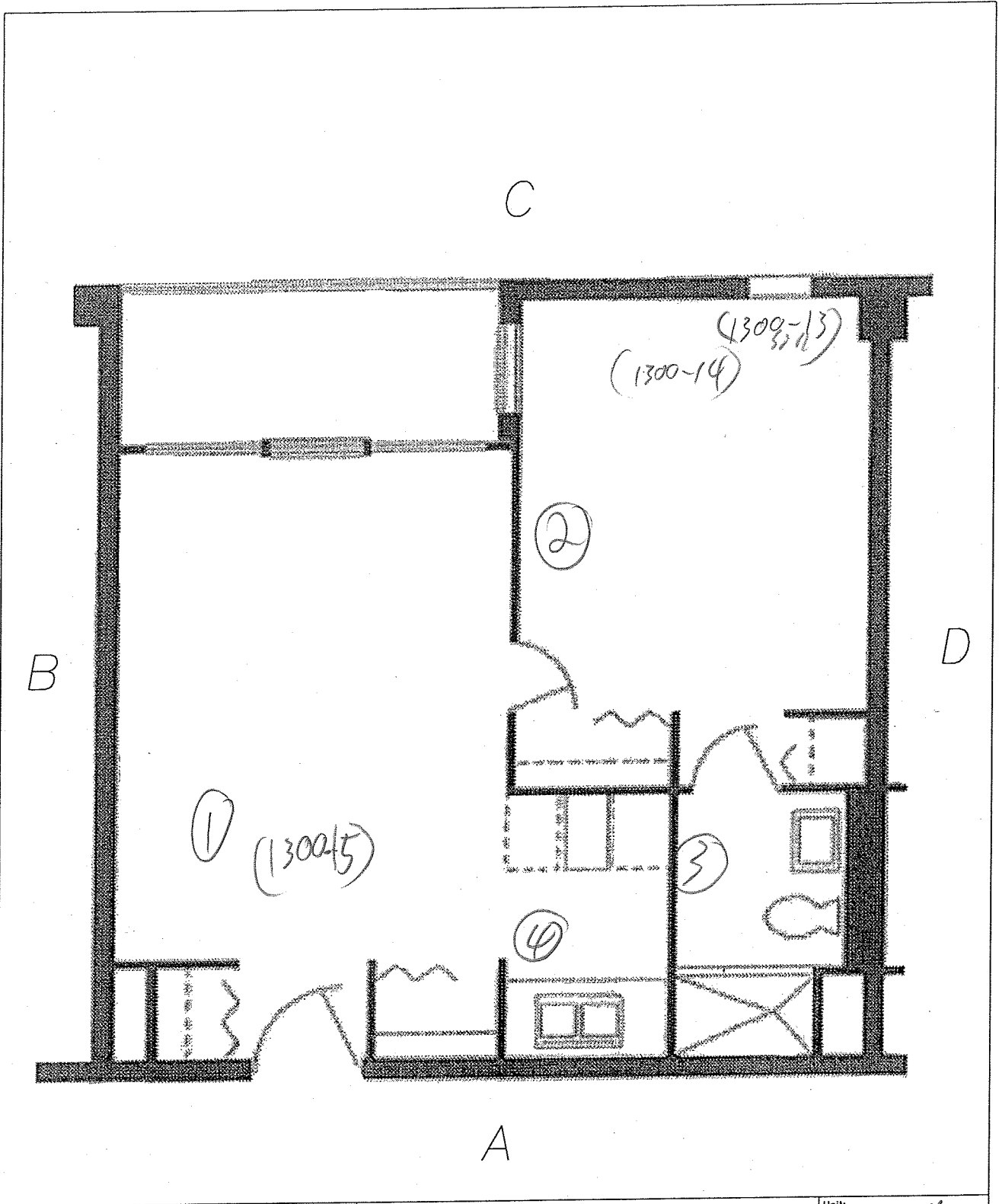


psi Information
To Build On
 Engineering • Consulting • Testing
 Environmental Services
 2401 Pilot Knob Road, #138, Mendota Heights, MN 55120
 PHONE: (651) 646-8148 FAX: (651) 646-8258

PHA Hi-Rise Risk Assessment

Wilson Hi-Rise
 1300 Wilson Avenue East
 St. Paul, Minnesota 55106

Unit:	1301
Date:	10-04-10
File Name:	Unit Layout B
Project Number:	0673226



PSI Information
 To Build On
 Engineering • Consulting • Testing

Environmental Services

2401 Pilot Knob Road, #138, Mendota Heights, MN 55120
 PHONE: (651) 646-8148 FAX: (651) 646-8258

PHA Hi-Rise Risk Assessment

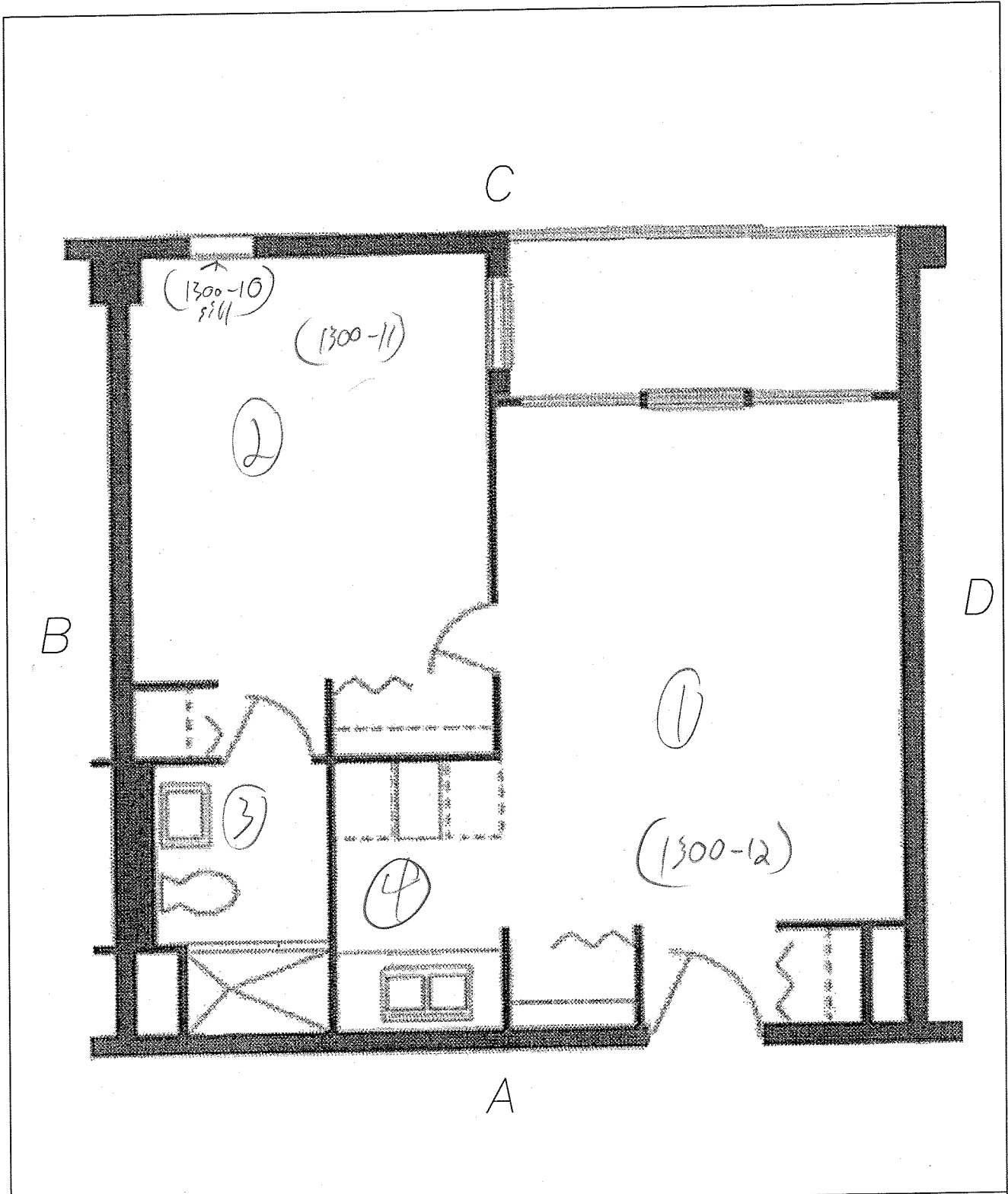
Wilson Hi-Rise
 1300 Wilson Avenue East
 St. Paul, Minnesota 55106


Unit: 1309

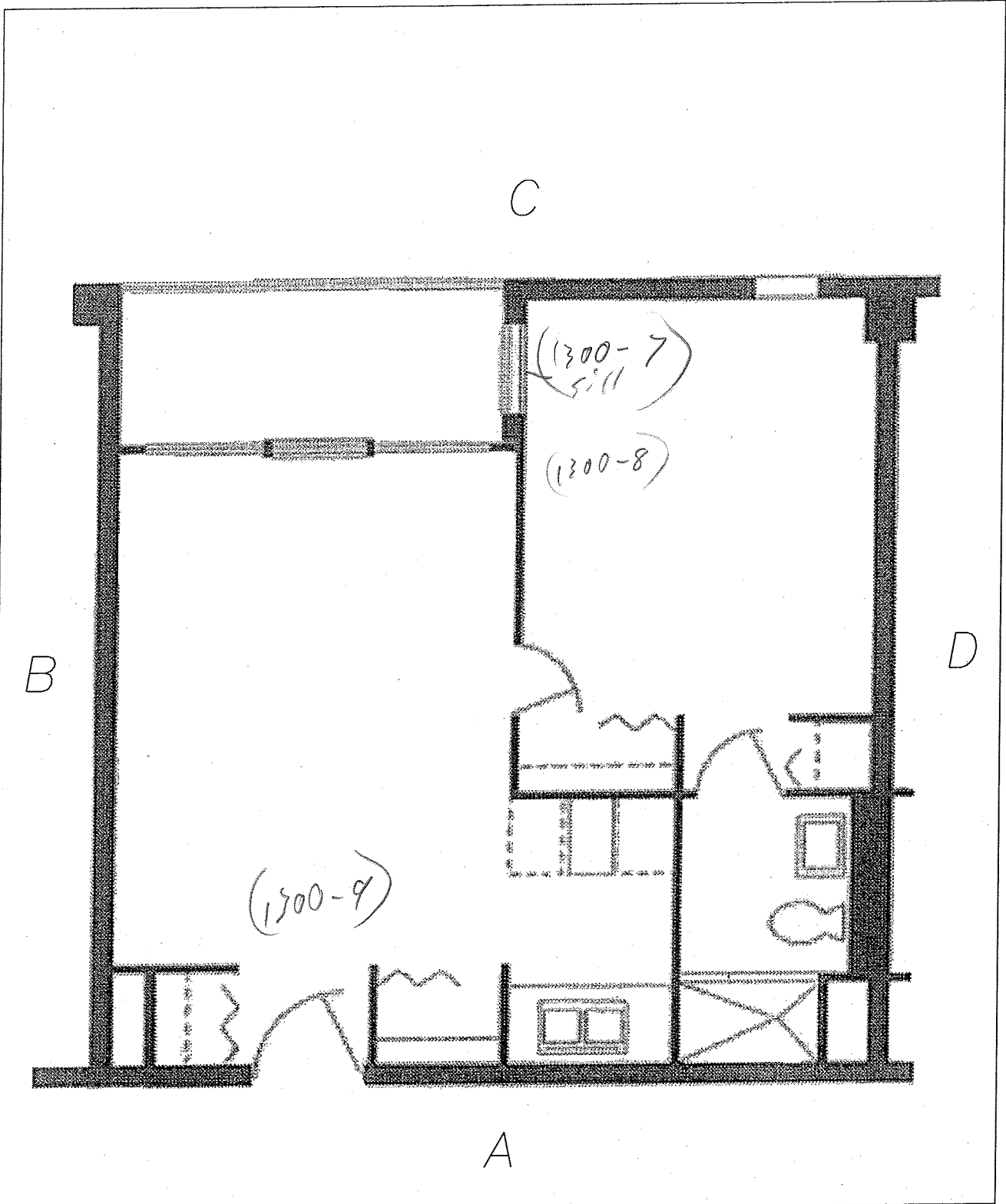
Date: 10-04-10


File Name: Unit Layout A

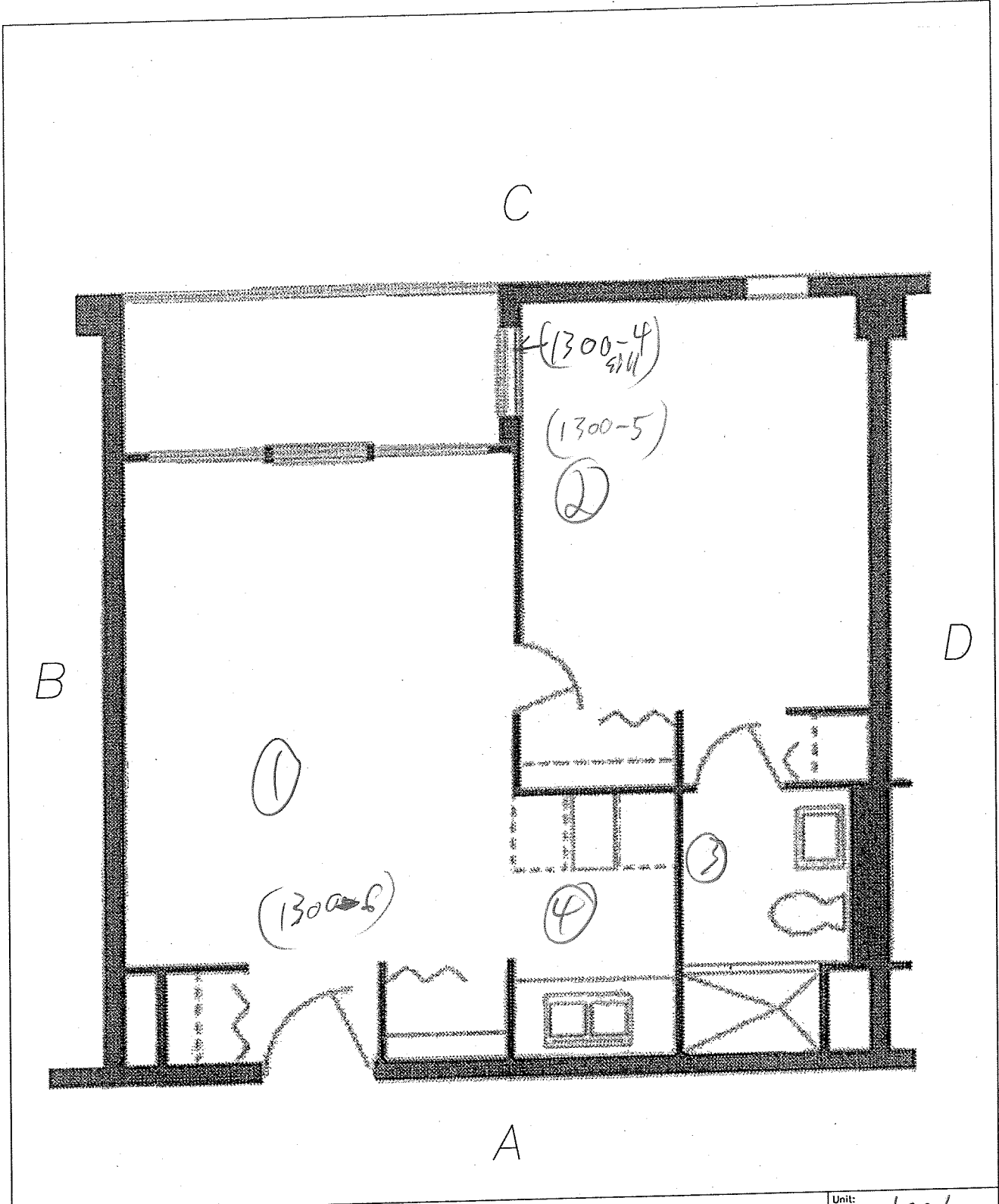
Project Number: 0673226




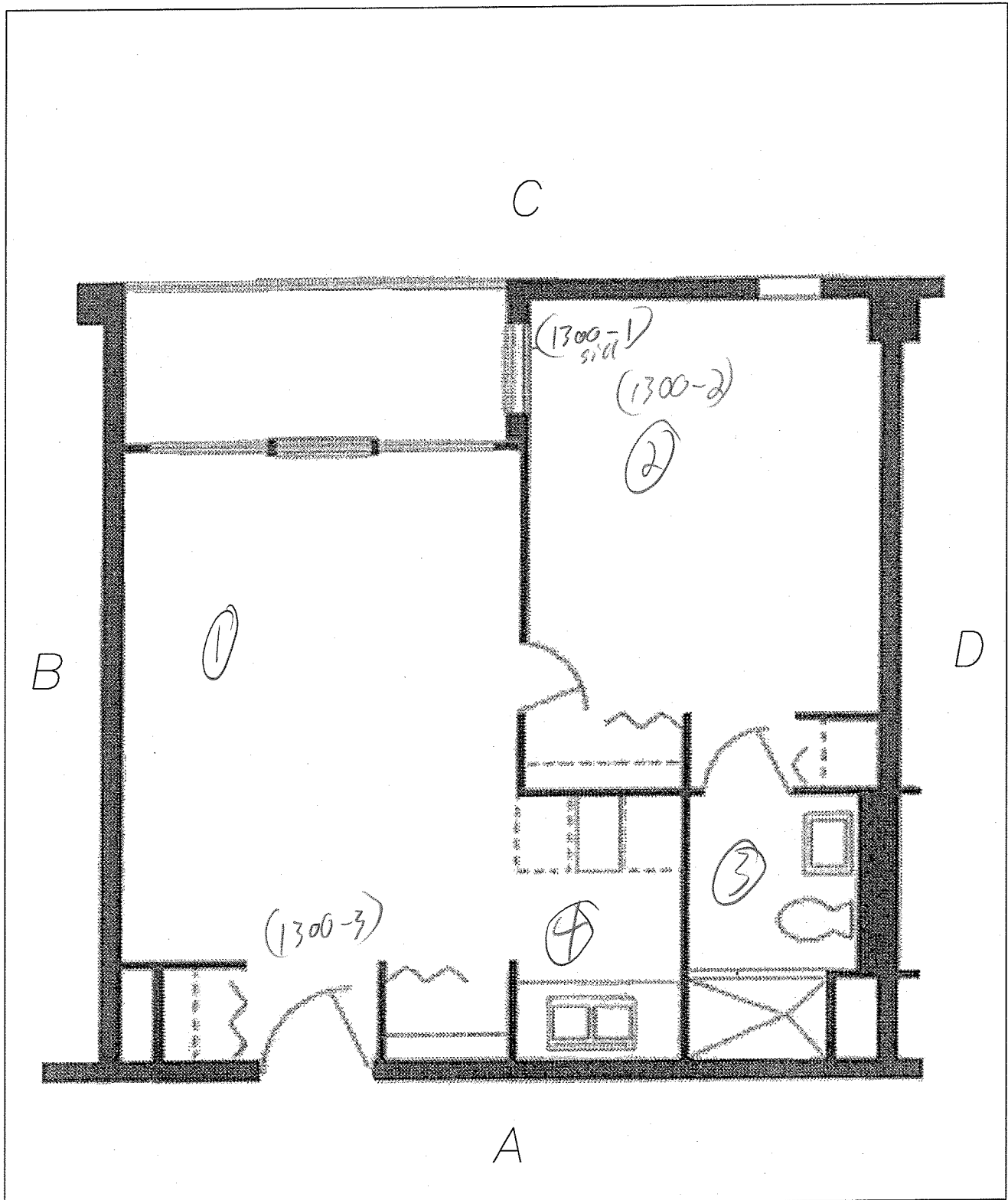
 Information To Build On Engineering • Consulting • Testing <i>Environmental Services</i> 2401 Pilot Knob Road, #138, Mendota Heights, MN 55120 PHONE: (651) 646-8148 FAX: (651) 646-8258	PHA Hi-Rise Risk Assessment		Unit: <u>1310</u>
	Wilson Hi-Rise 1300 Wilson Avenue East St. Paul, Minnesota 55106		Date: 10-04-10
			File Name: Unit Layout B
			Project Number: 0673226




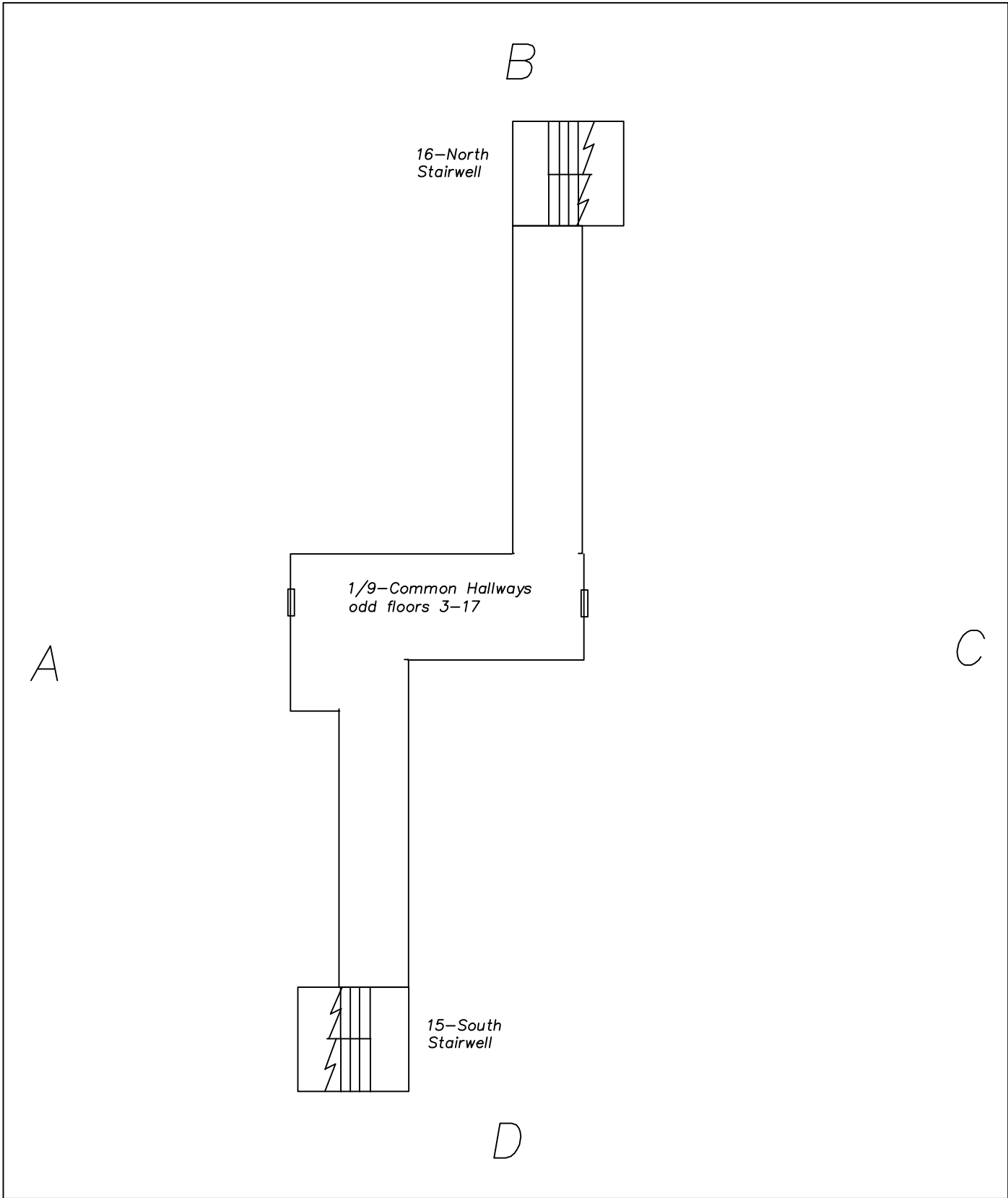
 Information To Build On Engineering • Consulting • Testing <u>Environmental Services</u> 2401 Pilot Knob Road, #138, Mendota Heights, MN 55120 PHONE: (651) 646-8148 FAX: (651) 646-8258	PHA Hi-Rise Risk Assessment	Unit: 1506
	Wilson Hi-Rise 1300 Wilson Avenue East St. Paul, Minnesota 55106	Date: 10-04-10
		File Name: Unit Layout A
		Project Number: 0673226




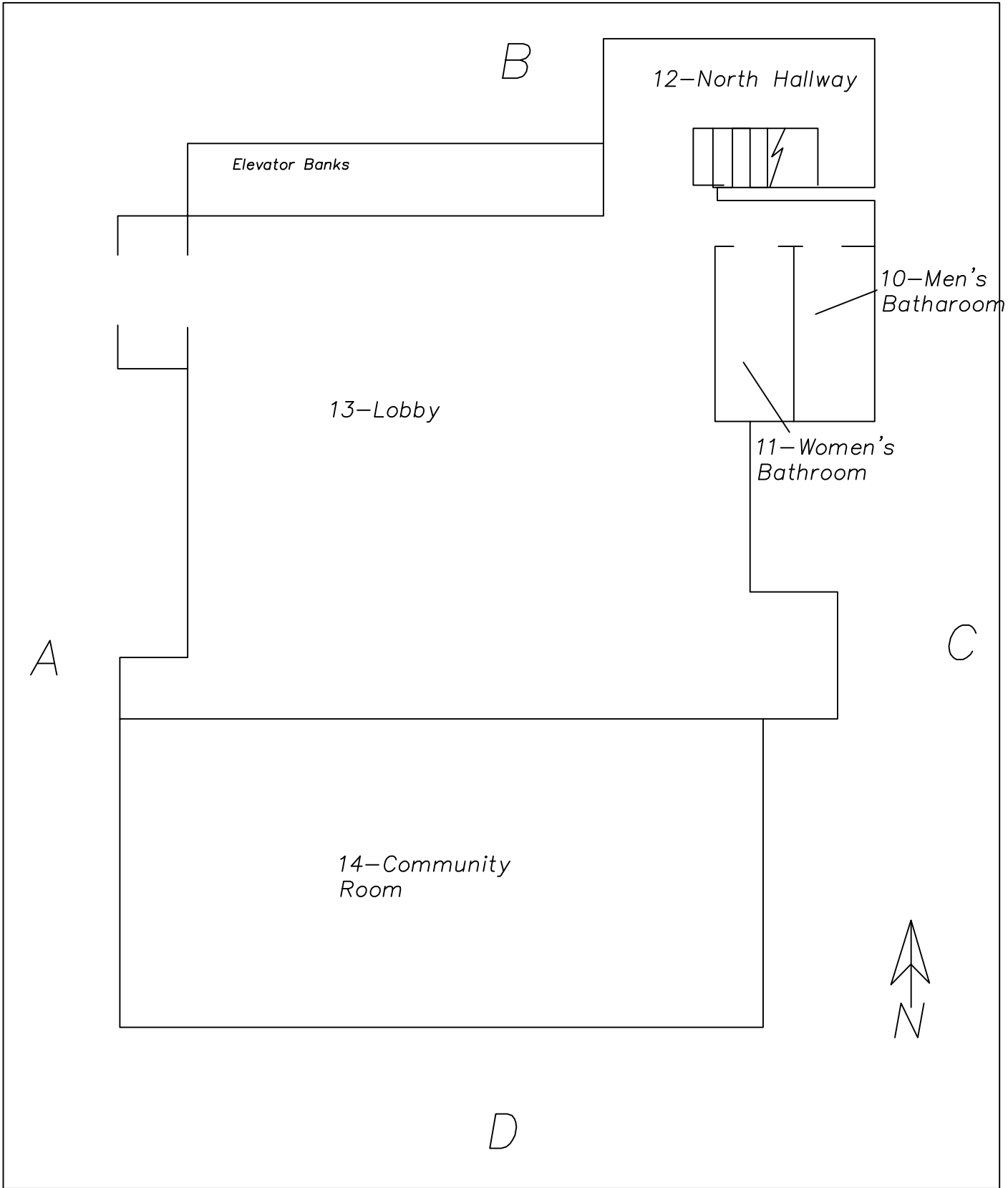
 Information To Build On Engineering • Consulting • Testing <i>Environmental Services</i> 2401 Pilot Knob Road, #138, Mendota Heights, MN 55120 PHONE: (651) 646-8148 FAX: (651) 646-8258	PHA Hi-Rise Risk Assessment	Unit: <u>1601</u>
	Wilson Hi-Rise 1300 Wilson Avenue East St. Paul, Minnesota 55106	Date: 10-04-10 File Name: Unit Layout A Project Number: 0673226




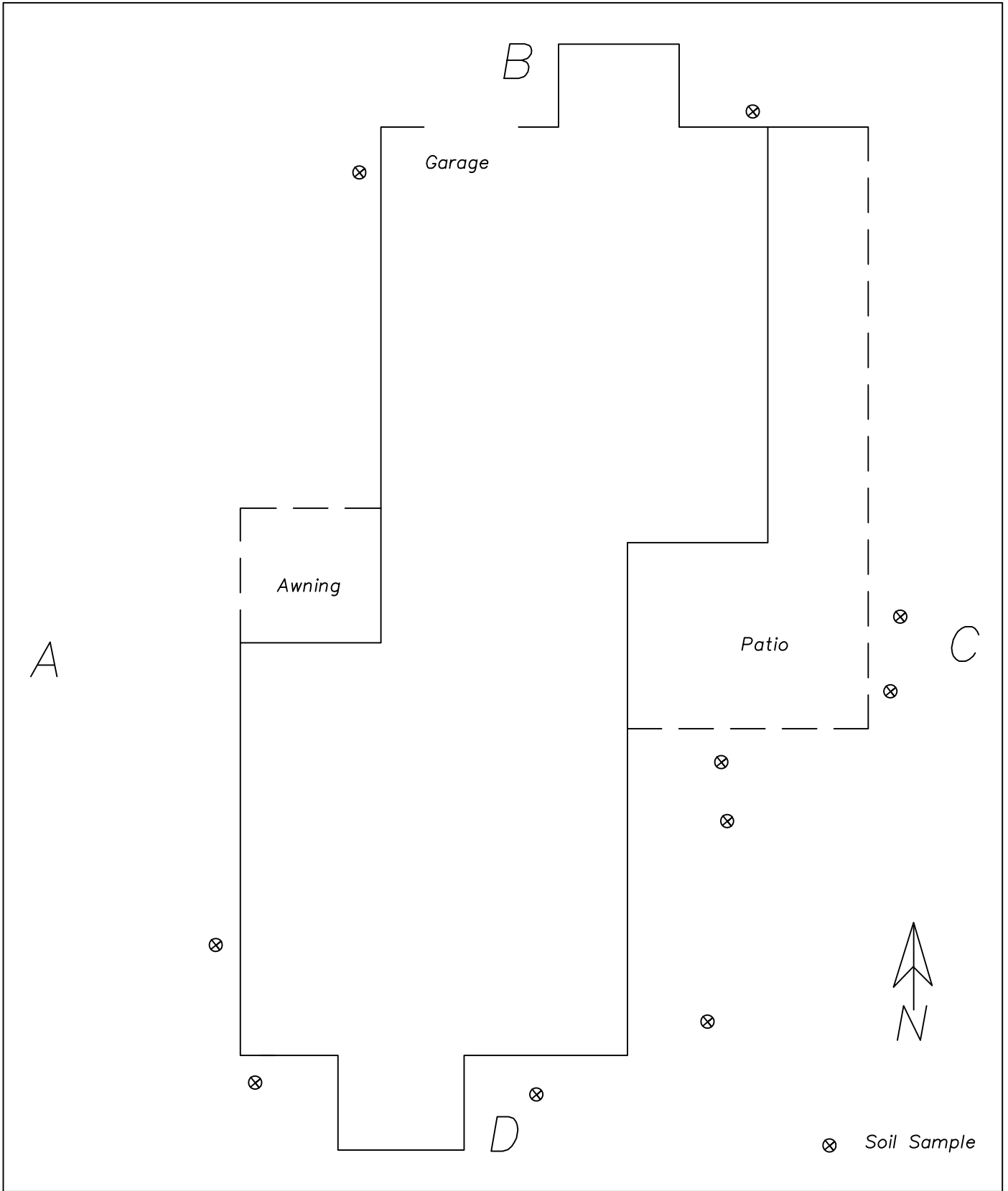
 Information To Build On Engineering • Consulting • Testing <u>Environmental Services</u> 2401 Pilot Knob Road, #138, Mendota Heights, MN 55120 PHONE: (651) 646-8148 FAX: (651) 646-8258	PHA Hi-Rise Risk Assessment		Unit: 1703
	Wilson Hi-Rise 1300 Wilson Avenue East St. Paul, Minnesota 55106		Date: 10-04-10
			File Name: Unit Layout A
			Project Number: 0673226




 Information To Build On <i>Engineering • Consulting • Testing</i> <u>Environmental Services</u> 2401 Pilot Knob Road, #138, Mendota Heights, MN 55120 PHONE: (651) 646-8148 FAX: (651) 646-8258	PHA Hi-Rise Risk Assessment	
	Wilson Hi-Rise 1300 Wilson Avenue East St. Paul, Minnesota 55106	
	Date: 10-04-10	
	File Name: Common Floor 2-17 Project Number: 0673226	



 Information To Build On <i>Engineering • Consulting • Testing</i> <u>Environmental Services</u> 2401 Pilot Knob Road, #138, Mendota Heights, MN 55120 PHONE: (651) 646-8148 FAX: (651) 646-8258	PHA Hi-Rise Risk Assessment		Date: 10-04-10
	Wilson Hi-Rise 1300 Wilson Avenue East St. Paul, Minnesota 55106		File Name: Common 1st Floor
			Project Number: 0673226



 Information To Build On <i>Engineering • Consulting • Testing</i> <u>Environmental Services</u> 2401 Pilot Knob Road, #138, Mendota Heights, MN 55120 PHONE: (651) 646-8148 FAX: (651) 646-8258	PHA Hi-Rise Risk Assessment	
	Wilson Hi-Rise 1300 Wilson Avenue East St. Paul, Minnesota 55106	
	Date: 10-04-10	
	File Name: Common Exterior	
		Project Number: 0673226

SECTION B: PROPERTY CONDITION

B-1:	BUILDING CONDITION CHECKLIST
B-2:	PAINT CONDITION ON SELECTED SURFACES

DESCRIPTION OF CONTENTS

The section includes required information about the condition of the home and overall condition of paint. The documents included are:

B-1: The Building Condition Checklist identifies the overall condition of the buildings on the property. These conditions can contribute to paint deterioration and may need to be corrected in order to stop further deterioration. For instance, a leaky roof may allow water to seep into interior walls and damage paint. This building condition would need to be fixed in order to stop the source of deterioration.

VISUAL INSPECTION WORKSHEET

SECTION B

BUILDING CONDITION CHECKLIST

B-1

TOTAL: IF THERE ARE TWO OR MORE CHECKS IN THE BOXES BELOW, THE DWELLING IS CONSIDERED TO BE IN POOR CONDITION FOR THE PURPOSES OF A RISK ASSESSMENT.

- | | |
|---|---|
| <input type="checkbox"/> Roof is missing parts of surfaces: tiles, boards, shingles, etc.
<input type="checkbox"/> Roof has large holes or cracks
<input type="checkbox"/> Gutters/downspouts broken
<input type="checkbox"/> Chimney cracked, loose/ missing bricks out of plumb
<input type="checkbox"/> Exterior/Interior walls have cracks or holes | <input type="checkbox"/> Water stains on interior walls or ceilings
<input type="checkbox"/> Wall plaster or drywall is deteriorated
<input type="checkbox"/> Two or more doors or windows missing or boarded up
<input type="checkbox"/> Porch steps have missing or broken parts
<input type="checkbox"/> Foundation damaged or structure leans or is unsound |
|---|---|

PAINT CONDITION ON SELECTED SURFACES

B-2

Identify any painted components with visible bite marks here: NONE

Building Component	Paint Condition (I)ntact (F)air (P)oor	Friction or Impact Damage (Y/N)	Moisture Deterioration (Y/N)
Interior Doors	I	N	N
Ceilings	I	N	N
Walls	I	N	N
Interior Windows	I	N	N
Interior Floors	I	N	N
Interior Trim	I	N	N
Stairways	I	N	N
Radiators/Covers	I	N	N
Kitchen Cabinets	I	N	N
Bathroom Cabinets	I	N	N

Paint in Poor Condition:

- (a) More than 10 S.F. on an exterior component with large surface area (b) More than 2 S.F. on an interior component with a large surface area
 (c) More than 10% of total surface area on an interior /exterior component with small surface area.

SECTION C: OWNERSHIP AND OCCUPANCY

C-1: PROPERTY DESCRIPTION
C-2: OCCUPANT INFORMATION

DESCRIPTION OF CONTENTS

The section includes:

C-1 A physical description of the house, property and other buildings

C-2 Information about **current** occupancy as of the date of this report.

PROPERTY DESCRIPTION C-1

Property Address:	1300 Wilson Avenue, St. Paul, Minnesota
Current property owner:	Public Housing Agency of the City of St. Paul
Owner current address:	555 Wabasha Street North, Suite 400, St. Paul, MN
Owner Contact:	Dave Lang (651)292-6073
All levels excluding basements/attics:	17
Single or Multi-family:	Multi-family Hi-rise
Construction type:	Concrete
Original year built:	1969

CURRENT OCCUPANCY C-2

Number of apartment units:	185
Percent Occupancy:	99%

SECTION D: SAMPLING PROCEDURES

D-1:	PAINT CHIPS
D-2:	DUST
D-3:	SOIL

DESCRIPTION OF CONTENTS: This section describes procedures used to collect samples

PAINT CHIP SAMPLING PROCEDURE D-1

Paint is considered lead-based if the laboratory analysis is 5,000 micrograms per gram ($\mu\text{g/g}$) or 0.5%. Paint chip samples may be collected and analyzed for lead content. When paint is sample, the risk assessor will use the following procedure:

- The paint is scraped down to the original surface and placed into a clean, labeled container.
- The sample area and tools are cleaned with a damp disposable wipe cloth and the sample location is repaired.
- Samples are submitted for analysis to the Minneapolis Public Health Laboratory. Lead content is reported either in micrograms per gram ($\mu\text{g/g}$) or percent by weight (% by wt.).
- The risk assessor may include paint sampling locations on the diagram located in Section A-4 of this report
- The results of all paint sampling are included in section A of this report.

DUST SAMPLING PROCEDURE D-2

Dust is considered lead-contaminated if the laboratory reports any of the following:

Floors: 40 micrograms per square foot ($\mu\text{g}/\text{ft}^2$) Sills: 250 ($\mu\text{g}/\text{ft}^2$) Troughs: 400 ($\mu\text{g}/\text{ft}^2$)

Dust wipe samples are collected according to HUD Guidelines in each area where a child, 6 or under, is most likely to come into contact with lead-contaminated dust. Dust samples are collected using the following method:

- A specific area of an interior window sill (also called stool), window trough (also called the window well) is measured and marked.
- The risk assessor uses an approved sampling wipe with a gloved hand to wipe across the sampling area in a series of "S" patterns.
- The wipe is then placed in a container labeled with the site and sample location and size of the sample area.
- Samples are then analyzed by the Minneapolis Public Health Laboratory
- The risk assessor may include dust sample locations on the diagram located in Section A-4 of this report.
- The results of all dust sampling and sample locations are included in section A of this report.

SOIL SAMPLING PROCEDURE D-3

Laboratory results for soil may be reported in parts per million (ppm) or micrograms per gram (μg). Soil is considered lead-contaminated if the lead content is 400 ppm or $\mu\text{g/g}$ in a play area, or 1200 ppm or μg around the house foundation or other bare soil areas.

- The assessor will collect soil using a clean, rigid container, from the upper $\frac{1}{2}$ inch of soil
- Soil samples from several locations may be added together (composited)
- The risk assessor may identify soil sample locations on the diagram in Section A-4 of this report.
- Samples are then sent to the Minneapolis Public Health Laboratory for analysis.
- The results of all soil sampling and sample locations are included in section A of this report.

SECTION E: HAZARD REDUCTION AND RELATED REQUIREMENTS

E-1:	STANDARD RE-EVALUATION SCHEDULE
E-2:	DISCLOSURE NOTICE
E-3:	REMEDIATION COST ESTIMATES

DESCRIPTION OF CONTENTS

This section includes a plan for the property owner to monitor the lead-related hazards identified during the assessment and a notice which must be given to future tenants or buyers. Additional guidance for getting help with the permanent elimination of lead-related hazards is also provided. The documents are organized as follows:

E.1 Standard Re-evaluation Schedule: This is a property owner responsibility. A plan for performing a re-evaluation and regular limited assessments is provided here.

E.2 Disclosure Notice: This is a property owner responsibility. This notice should be provided, along with this report and the EPA brochure entitled, "Protect Your Family from Lead in Your Home", to any potential buyer or anyone leasing the property before closing the transaction.

E.3 Remediation Cost Estimates: The table in this section provides approximate cost information only. Abatement costs vary according to location, materials used and market changes. These prices are not intended to be used for bid purposes. PSI encourages the client to solicit actual bids from qualified lead abatement contractors for any work resulting from this assessment.

STANDARD RE-EVALUATION SCHEDULE

E-1

A Re-evaluation is a follow-up limited risk assessment to determine the effectiveness of implemented hazard controls and whether new hazards have developed. The Reevaluation and Owner Visual Survey schedules are established by using the hazard evaluation results and the actions which will be taken (abatement / interim controls) to reduce existing hazards. The reevaluation must be performed by a licensed risk assessor and will be implemented in order to discover:

- ✓ The presence of leaded dust above applicable standards
- ✓ Newly deteriorated known or suspected lead-based paint
- ✓ Deteriorated or failed interim controls, encapsulants or enclosure treatments
- ✓ New bare soil with lead levels above applicable standards

The following schedule establishes when the reevaluation must be performed if it is required.

An Owner Visual Survey is a periodic task performed by an owner or owner's representative which will be implemented in order to discover:

- ✓ New deterioration on known or suspected lead based paint surfaces
- ✓ Deteriorated or failed interim controls, encapsulants or enclosure treatments
- ✓ Structural problems which may threaten the integrity of any known or suspected lead-based paint.

If any hazards are eliminated with the use of encapsulants, check for signs of deterioration or detachment from the surface about one month after application, again after 6 months and annually thereafter. For enclosures, monitor annually. The following schedule establishes when the visual survey must be performed.

STANDARD REEVALUATION SCHEDULE

Schedule	Evaluation Results	Action Taken	Reevaluation Frequency and Duration	Owner Visual Survey
1	<input type="checkbox"/> Combination risk assessment/inspection finds no leaded dust or soil and no LBP	<input type="checkbox"/> None	<input type="checkbox"/> None	<input type="checkbox"/> None
2	<input checked="" type="checkbox"/> No lead-based paint hazards found during risk assessment conducted before hazard control or at clearance (hazards include dust & soil)	<input checked="" type="checkbox"/> None	<input checked="" type="checkbox"/> 3 Years	<input checked="" type="checkbox"/> Annually and whenever information indicates a possible problem
3	<input type="checkbox"/> The average of leaded dust levels on all floors, interior sills or window troughs sampled exceeds the applicable standard but by less than a factor of 10	<input type="checkbox"/> Interim controls and/or hazard abatement or mix of both including, but not necessarily limited to, dust removal. (excluding window replacement)	<input type="checkbox"/> 1 Year, 2 Years	<input type="checkbox"/> Same as schedule 2, except for encapsulants. The first visual survey of encapsulants to be done one month after clearance; the second done 6 months later and annually thereafter
		<input type="checkbox"/> Treatments specified in section A (including window replacement)	<input type="checkbox"/> 1 Year	<input type="checkbox"/> Same as schedule 2, except for encapsulants. The first visual survey of encapsulants to be done one month after clearance; the second done 6 months later and annually thereafter
		<input type="checkbox"/> Abatement of all LBP using encapsulation or enclosure	<input type="checkbox"/> None	<input type="checkbox"/> Same as above
		<input type="checkbox"/> Removal of all lead-based paint	<input type="checkbox"/> None	<input type="checkbox"/> None
4	<input type="checkbox"/> The average of leaded dust levels on all floors, interior window sills or window troughs sampled exceeds the applicable standard by a factor of 10 or more	<input type="checkbox"/> Interim controls and/or abatement or mix of two including but not necessarily limited to dust removal. (excluding window replacement)	<input type="checkbox"/> 6 Months, 1 Year, 2 Years	<input type="checkbox"/> Same as schedule 3
		<input type="checkbox"/> Treatments specified in A (including window replacement)	<input type="checkbox"/> 6 Months, 2 Years	<input type="checkbox"/> Same as schedule 3
		<input type="checkbox"/> Abatement of all LBP using encapsulation and enclosure	<input type="checkbox"/> None	<input type="checkbox"/> Same as schedule 3
		<input type="checkbox"/> Removal of all LBP	<input type="checkbox"/> None	<input type="checkbox"/> None
5	<input type="checkbox"/> No leaded dust or leaded soil hazards identified, but LBP or LBP hazards are found	<input type="checkbox"/> Interim controls or mix of interim controls & abatement (excluding window replacement)	<input type="checkbox"/> 2 Years	<input type="checkbox"/> Same as schedule 3
		<input type="checkbox"/> Interim controls or mix of interim controls & abatement (including window replacement)	<input type="checkbox"/> 3 Years	<input type="checkbox"/> Same as schedule 3
		<input type="checkbox"/> Abatement of all LBP hazards but not all LBP	<input type="checkbox"/> 4 Years	<input type="checkbox"/> Same as schedule 3
		<input type="checkbox"/> Abatement of all LBP using encapsulation or enclosure	<input type="checkbox"/> None	<input type="checkbox"/> Same as schedule 3
		<input type="checkbox"/> Removal of all LBP	<input type="checkbox"/> None	<input type="checkbox"/> None
6	<input type="checkbox"/> Bare leaded soil exceeds standard but less than 5,000 µg/g	<input type="checkbox"/> Interim controls	<input type="checkbox"/> None	<input type="checkbox"/> Three months to check new ground cover, then annually to identify new bare spots
7	<input type="checkbox"/> Bare leaded soil greater than or equal to 5,000 µg/g	<input type="checkbox"/> Abatement (paving or removal)	<input type="checkbox"/> None	<input type="checkbox"/> None for removal, annually to identify new bare spots or deterioration of paving

This notice should accompany this report and be provided to any potential buyer or lessor of the property addressed in this assessment prior to any closing transaction.

The Federal Residential Lead-Based Paint Hazard Reduction Act, 42 U.S.C. 4852(d), requires sellers and landlords of most residential housing built before 1978 to disclose all available records and reports concerning lead-based paint or lead-based paint hazards, including the test results in this notice, to purchasers and tenants at the time of sale or lease or upon lease renewal. This disclosure must occur even if hazard reduction or abatement has been completed. Failure to disclose these test results is a violation of U.S. Housing and Urban Development and the U. S. Environmental Protection Agency regulations at 24 CFR Part 35 and 40 CFR Part 745 and can result in a fine up to \$11,000 per violation. To find out more information about your obligation under federal lead-based paint requirements, call 1-800-424-LEAD.

ABATEMENT & INTERIM CONTROLS COST ESTIMATES

The following estimates are a reflection of average prices for remediation work. Abatement costs vary according to location, materials used and market changes. These prices are not intended to be used for bid purposes. PSI encourages the client to solicit actual bids from qualified lead abatement contractors for any work resulting from this assessment

Abatement Methods	Cost / Unit	Interim Control Methods	Cost / Unit
Scrape/Encapsulate Wood/Metal	\$4 / Sq Ft	Repair/Paint	\$2.50/ Sq Ft
Enclose Wood/Plaster/Drywall Surface	\$3-5 / Sq Ft	Line Troughs, reduce friction/ impact points	\$200-300 / ea
Replace windows	\$ 300-500 / ea	Wet plane friction & impact points, repaint	\$35-50 ea.
Replace door and casing	\$250-375 / ea.	Rototill soil and seed or sod	\$3.50-5/Sq Ft
Remove and replace contaminated soil	\$15 / cubic Ft		

SECTION F: PHA MANAGEMENT INFORMATION

Management information as provided by the client on January 13, 2011, is included on the following pages.

Form 5.6 (continued)

Part 2: Management Information

1. List names of individuals who have responsibility for lead-based paint. Include owner, property manager (if applicable), maintenance supervisor and staff (if applicable), and others. Include any training in lead hazard control work (by inspector, supervisor, worker, etc.) that has been completed. Use additional pages, if necessary.

This information will be needed to devise the risk management plan contained in the risk assessor's report.

Name	Position	Training completed (if none, enter "None")
PHA ST. PAUL	Owner	
CHARISSE BROWN	Property manager	NONE
GINDY COLLIER	Maintenance	

2. Have there been previous lead-based paint evaluations?
 _____ Yes _____ No (If yes, attach the report)
3. Has there been previous lead hazard control activity?
 _____ Yes No (If yes, attach the report)
4. Maintenance usually conducted at time of dwelling turnover, including typical cleaning, repainting, and repair activity.
 Repainting: WALL SURFACES
 Cleaning: WALLS & WINDOWS; CLEAN/WAX FLOORS
 Repair: AS NEEDED
 Other: _____
 Comments: _____
5. Employee and worker safety plan
- a. Is there an occupational safety and health plan for maintenance workers?
 Yes _____ No (If yes, attach plan)
- b. Are workers trained in lead hazard recognition?
 _____ Yes No If yes, who performed the training? _____

Form 5.6 (continued)

- c. Are workers involved in a hazard communication program?
 Yes No
- d. Are workers trained in proper use of respirators?
 Yes No
- e. Is there a medical surveillance program?
 Yes No
- 6. Is a HEPA vacuum available?
 Yes No
- 7. Are there any onsite licensed or unlicensed day-care facilities?
 Yes No If yes, give location _____
- 8. Planning for resident children with elevated blood lead levels
 - a. Who would respond for the owner if a resident child with an elevated blood lead level is identified?
PROPERTY MGR.
 - b. Is there a plan to relocate such children?
 Yes No If yes, where? _____
 - c. Does the owner know if there ever has been a resident child with an elevated blood lead level?
 Yes No Unknown
- 9. Owner Inspections
 - a. Are there periodic inspections of all dwellings by the owner?
 Yes No If yes, how often? ONCE A YEAR
 - b. Is the paint condition assessed during these inspections?
 Yes No
- 10. Have any of the dwellings ever received a housing code violation notice?
 Yes No Unknown
 If yes, describe code violation _____
- 11. If previously detected, unabated lead-based paint exists in the dwelling, have the residents been informed?
 Yes No Not Applicable

SECTION G: WARRANTY

The field and laboratory results reported herein are considered sufficient in detail and scope to determine the presence of accessible and/or exposed lead-based paint (LPB) for the building structure. Professional Service Industries (PSI), Inc., warrants that the findings contained herein have been prepared in general accordance with accepted professional practices at the time of its preparation as applied by professionals in the community. Changes in the state of the art or in applicable regulations cannot be anticipated and have not been addressed in this report. A copy of personnel certifications has been provided for your review. PSI's evaluation of the relative risk of exposure to lead identified during this assessment is based on conditions observed at the time of the evaluation. PSI cannot be responsible for changing conditions that may alter the relative exposure risk or future changes in accepted methodology.

The survey and analytical methods have been used to provide the client with information regarding the presence of accessible and/or exposed suspect LBP existing at the time of the inspection. Test results are valid only for the material(s) tested. There is a distinct possibility that conditions may exist which could not be identified within the scope of the study or which were not apparent during the site visit. This inspection covered only those areas that were exposed and/or physically accessible to the Inspector. The study is also limited to the information available from the client at the time it was conducted.

As directed by the client, PSI did not provide any service to investigate or detect the presence of moisture, mold or other biological contaminants in or around any structure, or any service that was designed or intended to prevent or lower the risk of the occurrence of the amplification of the same. Client acknowledges that mold is ubiquitous to the environment with mold amplification occurring when building materials are impacted by moisture. Client further acknowledges that site conditions are outside of PSI's control, and that mold amplification will likely occur, or continue to occur, in the presence of moisture. As such, PSI cannot and shall not be held responsible for the occurrence or recurrence of mold amplification.

No other warranties are implied or expressed.

SECTION H: CERTIFICATIONS

Minnesota Department of Health

has authorized

Professional Service Industries, Inc.
2401 Pilot Knob Rd #138
Mendota Heights, Minnesota 55120

in accordance with Minnesota Statutes, section 144.9505 and Minnesota Rules, part 4761.2200,
to practice in the State of Minnesota as a

Certified Lead Firm

License No: LF150
Expires 05/18/2011

This certificate is nontransferable.



Linda B. Bruemmer, Director
Division of Environmental Health

Certificate No: 5LM03081015PbRAR

Issue Date: March 8, 2010

This diploma is awarded to

Michael Tjaden

389 Pascal St S St Paul MN 55105

for successfully completing and passing the examination for the

**LEAD (Pb) RISK ASSESSOR
REFRESHER TRAINING COURSE**

This training course is Approved by the State of Minnesota
under Minnesota Rules, parts 4761.2000 to 4761.2700
and meets the requirements of 40 CFR 745.225,
and Title X of the Toxic Substances Control Act (TSCA)

conducted by

Lake States Environmental, Ltd.


in

White Bear Lake, MN on March 8, 2010

Examination Date: March 8, 2010

Lake States Environmental, Ltd
P. O. Box 645, Rice Lake, WI 54868
(800) 254-9811


Director, Env. Health Div.



MINNESOTA
MDH LEAD
DEPARTMENT OF HEALTH Risk Assessor

Licensed by:
State of Minnesota
Department of Health
License No. LR316
Expires 03/08/2011

Michael E Tjaden
389 Pascal St S
St Paul, MN 55105


Bob Rogalla - Training Course Manager

Certificate No: 5LM10011008PbRA

Issue Date: October 1, 2010

This diploma is awarded to

Stephen Luth

8542 Stevens Ave S Bloomington MN 55420

for successfully completing and passing the examination for the

LEAD (Pb) RISK ASSESSOR

INITIAL TRAINING COURSE

This training course is Approved by the State of Minnesota under Minnesota Rules, parts 4761.2000 to 4761.2700 and meets the requirements of 40 CFR 745.225, and Title X of the Toxic Substances Control Act (TSCA)


conducted by

Lake States Environmental, Ltd.

in

White Bear Lake, MN on September 29 - October 1, 2010


Examination Date: October 1, 2010



Bob Rogalla - Training Course Manager

Environmental, Ltd
Rice Lake, WI 54868

(800) 254-9811



LEAD Risk Assessor

Licensed by:
State of Minnesota
Department of Health
License No. LR3835
Expires 10/01/2011

Stephen A Luth
8542 Stevens Ave
Bloomington, MN 55420

Fonda S. Guernsey
Director, Env. Health Div.



AIHA

Laboratory Accreditation
Programs, LLC

AIHA Laboratory Accreditation Programs, LLC

acknowledges that

PSI - Professional Service Industries, Inc.

850 Poplar Street, Pittsburgh, PA 15220

Laboratory ID: 100373

has fulfilled the requirements of the AIHA Laboratory Accreditation Programs (AIHA-LAP), LLC thereby, conforming to the ISO/IEC 17025:2005 international standard, *General Requirements for the Competence of Testing and Calibration Laboratories*. The above named laboratory, along with all premises from which key activities are performed, as listed above, have been accredited by AIHA-LAP, LLC in the following:

ACCREDITATION PROGRAMS

- | | | |
|-------------------------------------|-----------------------------------|-----------------------------------|
| <input checked="" type="checkbox"/> | INDUSTRIAL HYGIENE | Accreditation Expires: 01/01/2012 |
| <input checked="" type="checkbox"/> | ENVIRONMENTAL LEAD | Accreditation Expires: 01/01/2012 |
| <input checked="" type="checkbox"/> | ENVIRONMENTAL MICROBIOLOGY | Accreditation Expires: 01/01/2012 |
| <input type="checkbox"/> | FOOD | Accreditation Expires: |

Specific Field(s) of Testing (FoT)/Method(s) within each Accreditation Program for which the above named laboratory maintains accreditation is outlined on the attached **Scope of Accreditation**. Continued accreditation is contingent upon successful on-going compliance with LQAP requirements. This certificate is not valid without the attached **Scope of Accreditation**. Please review the AIHA website for the most current status of the scope of accreditation.



Pamela A. Kostle, CIH
Chairperson, Analytical Accreditation Board

Date Issued: 12/01/2009



AIHA Laboratory Accreditation Programs, LLC SCOPE OF ACCREDITATION

PSI - Professional Service Industries, Inc.
850 Poplar Street, Pittsburgh, PA 15220

Laboratory ID: **100373**
Issue Date: 12/01/2009

The laboratory is approved for those specific field(s) of testing/methods listed in the table below. Clients are urged to verify the laboratory's current accreditation status for the particular field(s) of testing/Methods, since these can change due to proficiency status, suspension and/or revocation. A complete listing of currently accredited Industrial Hygiene laboratories is available on the AIHA-LAP, LLC website at: <http://www.aihaaccreditedlabs.org>

The EPA recognizes the AIHA-LAP, LLC ELLAP program as meeting the requirements of the National Lead Laboratory Accreditation Program (NLLAP) established under Title X of the Residential Lead-Based Paint Hazard Reduction Act of 1992 and includes paint, soil and dust wipe analysis. Air analysis is not included as part of the NLLAP.

Environmental Lead Laboratory Accreditation Program (ELLAP)

Initial Accreditation Date: 06/07/1996

Field of Testing (FoT)	Method	Method Description <i>(for internal methods only)</i>
Paint	EPA SW-846 7420	
Settled Dust by Wipe	EPA SW-846 7420	
Soil	EPA SW-846 7420	

The laboratory participates in the following AIHA-LAP, LLC testing programs:

- Paint
- Soil
- Settled Dust by Wipe
- Airborne Dust